

**ANNEX I**  
**SUMMARY OF PRODUCT CHARACTERISTICS**

▼ This medicinal product is subject to additional monitoring. This will allow quick identification of new safety information. Healthcare professionals are asked to report any suspected adverse reactions. See section 4.8 for how to report adverse reactions.

## 1. NAME OF THE MEDICINAL PRODUCT

Accofil 30 MU/0.5 ml solution for injection or infusion in pre-filled syringe

## 2. QUALITATIVE AND QUANTITATIVE COMPOSITION

Each ml of solution contains 60 million units (MU) (equivalent to 600 micrograms [ $\mu\text{g}$ ]) of filgrastim.

Each pre-filled syringe contains 30 MU (equivalent to 300 micrograms of filgrastim in 0.5 ml solution for injection or infusion).

Filgrastim is a recombinant methionyl human granulocyte-colony stimulating factor produced in *Escherichia coli* (BL21) by recombinant DNA technology.

Excipient with known effect:

Each ml of solution contains 50 mg of sorbitol (E420)

For the full list of excipients, see section 6.1.

## 3. PHARMACEUTICAL FORM

Solution for injection or infusion

Clear, colourless solution

## 4. CLINICAL PARTICULARS

### 4.1 Therapeutic indications

Accofil is indicated for the reduction in the duration of neutropenia and the incidence of febrile neutropenia in patients treated with established cytotoxic chemotherapy for malignancy (with the exception of chronic myeloid leukaemia and myelodysplastic syndromes) and for the reduction in the duration of neutropenia in patients undergoing myeloablative therapy followed by bone marrow transplantation considered to be at increased risk of prolonged severe neutropenia. The safety and efficacy of Accofil are similar in adults and children receiving cytotoxic chemotherapy.

Accofil is indicated for the mobilisation of peripheral blood progenitor cells (PBPCs).

In patients, children or adults with severe congenital, cyclic, or idiopathic neutropenia with an absolute neutrophil count (ANC) of  $\leq 0.5 \times 10^9/\text{L}$ , and a history of severe or recurrent infections, long term administration of Accofil is indicated to increase neutrophil counts and to reduce the incidence and duration of infection-related events.

Accofil is indicated for the treatment of persistent neutropenia (ANC less than or equal to  $1.0 \times 10^9/\text{L}$ ) in patients with advanced HIV infection, in order to reduce the risk of bacterial infections when other options to manage neutropenia are inappropriate.

## 4.2 Posology and method of administration

Accofil therapy should only be given in collaboration with an oncology centre which has experience in granulocyte-colony stimulating factor (G-CSF) treatment and haematology and has the necessary diagnostic facilities. The mobilisation and apheresis procedures should be performed in collaboration with an oncology-haematology centre with acceptable experience in this field and where the monitoring of haematopoietic progenitor cells can be correctly performed.

### Posology

#### *Established cytotoxic chemotherapy*

The recommended dose of filgrastim is 0.5 MU/kg/day (5 micrograms/kg/day). The first dose of Accofil should not be administered less than 24 hours following cytotoxic chemotherapy. In randomised clinical trials, a subcutaneous dose of 230 microgram/m<sup>2</sup>/day (4.0 to 8.4 microgram/kg/day) was used.

Daily dosing with filgrastim should continue until the expected neutrophil nadir is passed and the neutrophil count has recovered to the normal range. Following established chemotherapy for solid tumours, lymphomas, and lymphoid leukaemias, it is expected that the duration of treatment required to fulfil these criteria will be up to 14 days. Following induction and consolidation treatment for acute myeloid leukaemia the duration of treatment may be substantially longer (up to 38 days) depending on the type, dose and schedule of cytotoxic chemotherapy used.

In patients receiving cytotoxic chemotherapy, a transient increase in neutrophil counts is typically seen 1-2 days after initiation of filgrastim therapy. However, for a sustained therapeutic response, filgrastim therapy should not be discontinued before the expected nadir has passed and the neutrophil count has recovered to the normal range. Premature discontinuation of filgrastim therapy, prior to the time of the expected neutrophil nadir, is not recommended.

#### *In patients treated with myeloablative therapy followed by bone marrow transplantation*

The recommended starting dose of filgrastim is 1.0 MU/kg/day (10 micrograms/kg/day). The first dose of filgrastim should be administered at least 24 hours after cytotoxic chemotherapy and at least 24 hours after bone marrow infusion.

Once the neutrophil nadir has been passed, the daily dose of filgrastim should be titrated against the neutrophil response as follows:

<b>Absolute Neutrophil Count (ANC)</b>	<b>Filgrastim dose adjustment</b>
ANC > 1.0 x 10 <sup>9</sup> /L for 3 consecutive days	Reduce to 0.5 MU/kg/day (5 micrograms/kg/day)
Then, if ANC remains > 1.0 x 10 <sup>9</sup> /L for 3 more consecutive days	Discontinue filgrastim
If the ANC decreases to < 1.0 x 10 <sup>9</sup> /L during the treatment period, the dose of filgrastim should be re-escalated according to the above steps	

#### *Mobilisation of peripheral blood progenitor cells (PBPC)*

#### *In patients undergoing myelosuppressive or myeloablative therapy followed by autologous PBPC transplantation*

The recommended dose of filgrastim for PBPC mobilisation when used alone is 1.0 MU/kg/day (10 micrograms/kg/day) for 5-7 consecutive days. The timing of leukapheresis: 1 or 2 leukaphereses on days 5 and 6 which is often sufficient. In other circumstances, additional leukaphereses may be necessary. Filgrastim dosing should be maintained until the last leukapheresis.

The recommended dose of filgrastim for PBPC mobilisation after myelosuppressive chemotherapy is 0.5 MU/kg/day (5 micrograms/kg/day) given daily from the first day after completion of chemotherapy until the expected neutrophil nadir is passed and the neutrophil count has recovered to the normal range. Leukapheresis should be performed during the period when the ANC rises from  $< 0.5 \times 10^9/L$  to  $> 5.0 \times 10^9/L$ . For patients who have not had extensive chemotherapy, one leukapheresis is often sufficient. In other circumstances, additional leukaphereses are recommended.

*For the mobilisation of PBPCs in normal donors prior to allogeneic PBPC transplantation*

For PBPC mobilisation in normal donors, filgrastim should be administered at 1.0 MU/kg/day (10 micrograms/kg/day) for 4 - 5 consecutive days. Leukapheresis should be started at day 5 and continued until day 6 if needed in order to collect  $4 \times 10^6$  CD34<sup>+</sup> cells/kg recipient bodyweight.

*In patients with severe chronic neutropenia (SCN)*

*Congenital neutropenia*

The recommended starting dose is 1.2 MU/kg/day (12 micrograms/kg/day) as a single dose or in divided doses.

*Idiopathic or cyclic neutropenia*

The recommended starting dose is 0.5 MU/kg/day (5 micrograms/kg/day) as a single dose or in divided doses.

Dose adjustments: Filgrastim should be administered daily by subcutaneous injection until the neutrophil count has reached and can be maintained at more than  $1.5 \times 10^9/L$ . When the response has been obtained, the minimal effective dose to maintain this level should be established. Long-term daily administration is required to maintain an adequate neutrophil count. After one to two weeks of therapy, the initial dose may be doubled or halved depending upon the patient's response. Subsequently, the dose may be individually adjusted every 1-2 weeks to maintain the average neutrophil count between  $1.5 \times 10^9/L$  and  $10 \times 10^9/L$ . A faster schedule of dose escalation may be considered in patients presenting with severe infections. In clinical studies, 97% of patients who responded had a complete response at doses of  $\leq 2.4$  MU/kg/day (24 micrograms/kg/day). The long-term safety of administration of filgrastim at doses above 2.4 MU/kg/day (24 micrograms/kg/day) in patients with SCN has not been established.

*In patients with HIV infection*

*For reversal of neutropenia*

The recommended starting dose of filgrastim is 0.1 MU/kg/day (1 micrograms/kg/day) given daily with titration up to a maximum of 0.4 MU/kg/day (4 micrograms/kg/day) until a normal neutrophil count is reached and can be maintained ( $ANC > 2.0 \times 10^9/L$ ). In clinical studies, more than 90% of patients responded at these doses, achieving a reversal of neutropenia in a median of 2 days. In a small number of patients ( $< 10\%$ ), doses up to 1.0 MU/kg/day (10 micrograms/kg/day) were required to achieve reversal of neutropenia.

*For maintenance of normal neutrophil counts*

When reversal of neutropenia has been achieved, the minimal effective dose to maintain a normal neutrophil count should be established. Initial dose adjustment to alternate day dosing with 30 MU/day (300 micrograms/day) is recommended. Further dose adjustment may be necessary, as determined by the patient's ANC, to maintain the neutrophil count at  $> 2.0 \times 10^9/L$ . In clinical studies, dosing with 30 MU/day (300 micrograms/day) on 1 - 7 days per week was required to maintain the  $ANC > 2.0 \times 10^9/L$ , with the median dose frequency being 3 days per week. Long-term administration may be required to maintain the  $ANC > 2.0 \times 10^9/L$ .

## *Special populations*

### *Elderly patients*

Clinical trials with filgrastim have included a small number of elderly patients but special studies have not been performed in this group and therefore specific posology recommendations cannot be made.

### *Patients with renal/hepatic impairment*

Studies of filgrastim in patients with severe impairment of renal or hepatic function demonstrate that it exhibits a similar pharmacokinetic and pharmacodynamic profile to that seen in normal individuals. Dose adjustment is not required in these circumstances.

### *Paediatric patients in the SCN and cancer settings*

Sixty-five percent of patients studied in a SCN trial program with filgrastim administration, were under 18 years of age. The efficacy of the treatment was clear for this age group, which included most patients with congenital neutropenia. There were no differences in the safety profiles for paediatric patients treated for SCN.

Data from clinical studies in paediatric patients indicate that the safety and efficacy of filgrastim are similar in both adults and children receiving cytotoxic chemotherapy.

The dosage recommendations in paediatric patients are the same as those in adults receiving myelosuppressive cytotoxic chemotherapy.

## Method of administration

### *Established cytotoxic chemotherapy*

Filgrastim may be administered as a daily subcutaneous injection or alternatively as a daily intravenous infusion diluted in glucose 50 mg/ml (5%) solution over 30 minutes. For further instructions on dilution prior to infusion see section 6.6. The subcutaneous route is preferred in most cases. There is some evidence from a study of single dose administration that intravenous dosing may shorten the duration of effect. The clinical relevance of this finding to multiple dose administration is not clear. The choice of route should depend on the individual clinical circumstance. In randomised clinical studies, a subcutaneous dose of 23 MU/m<sup>2</sup>/day (230 micrograms/m<sup>2</sup>/day) or rather 4-8.4 micrograms/kg/day was used.

### *Patients treated with myeloablative therapy followed by bone marrow transplantation*

Filgrastim is administered as an intravenous short-term infusion over 30 minutes or as a subcutaneous or intravenous continuous infusion over 24 hours, in each case after dilution in 20 ml of glucose 50 mg/ml (5%) solution. For further instructions on dilution with glucose 50 mg/ml (5%) solution prior to infusion see section 6.6.

### *In patients with Mobilisation of PBPC*

Filgrastim for PBPC mobilisation when used alone:

Filgrastim may be given as a 24 hour subcutaneous continuous infusion or subcutaneous injection. For infusions filgrastim should be diluted in 20ml of 5% glucose solution (see section 6.6).

Filgrastim for PBPC mobilisation after myelosuppressive chemotherapy:

Filgrastim should be given by subcutaneous injection.

### *For the mobilisation of PBPCs in normal donors prior to allogeneic PBPC transplantation*

Filgrastim should be given by subcutaneous injection.

#### *In patients with SCN*

Congenital, idiopathic or cyclic neutropenia ; filgrastim should be given by subcutaneous injection.

#### *In patients with HIV infection*

For the reversal of neutropenia and maintenance of normal neutrophil counts in patients with HIV infection, filgrastim is administered subcutaneously.

### **4.3 Contraindications**

Hypersensitivity to the active substance or to any of the excipients listed in section 6.1.

### **4.4 Special warnings and precautions for use**

#### Special warnings

Filgrastim should not be used to increase the dose of cytotoxic chemotherapy beyond established dosage regimens.

Filgrastim should not be administered to patients with severe congenital neutropenia who develop leukaemia or have evidence of leukaemic evolution.

Hypersensitivity, including anaphylactic reactions, occurring on initial or subsequent treatment have been reported in patients treated with filgrastim. Permanently discontinue filgrastim in patients with clinically significant hypersensitivity. Do not administer filgrastim to patients with a history of hypersensitivity to filgrastim or pegfilgrastim.

As with all therapeutic proteins, there is a potential for immunogenicity. Rates of generation of antibodies against filgrastim is generally low. Binding antibodies do occur as expected with all biologics; however, they have not been associated with neutralising activity at present.

#### Special precautions in patients with acute myeloid leukaemia (AML)

##### *Malignant cell growth*

G-CSF can promote growth of myeloid cells *in vitro* and similar effects may be seen on some non-myeloid cells *in vitro*.

The safety and efficacy of filgrastim administration in patients with myelodysplastic syndrome or chronic myelogenous leukaemia have not been established. Therefore, filgrastim is not indicated for use in these conditions. Particular care should be taken to distinguish the diagnosis of blast transformation of chronic myeloid leukaemia from acute myeloid leukaemia.

In view of limited safety and efficacy data in patients with secondary AML, filgrastim should be administered with caution. The safety and efficacy of filgrastim administration in *de novo* AML patients aged < 55 years with good cytogenetics [t (8; 21), t (15; 17), and inv (16)] have not been established.

##### *Other special precautions*

Monitoring of bone density may be indicated in patients with underlying osteoporotic bone diseases who undergo continuous therapy with filgrastim for more than 6 months.

Pulmonary adverse reactions, in particular interstitial pneumonia, have been reported after G-CSF

administration. Patients with a recent history of pulmonary infiltrates or pneumonia may be at higher risk. The onset of pulmonary signs such as cough, fever and dyspnoea in association with radiological signs of pulmonary infiltrates and deterioration in pulmonary function may be preliminary signs of Adult Respiratory Distress Syndrome (ARDS). Filgrastim should be discontinued and appropriate treatment given in these cases.

Capillary leak syndrome has been reported after granulocyte colony-stimulating factor administration, and is characterised by hypotension, hypoalbuminaemia, oedema and hemoconcentration. Patients who develop symptoms of capillary leak syndrome should be closely monitored and receive standard symptomatic treatment, which may include a need for intensive care (see section 4.8).

#### Special precautions in cancer patients

Cases of splenomegaly and splenic rupture have been reported uncommonly following administration of filgrastim. Some cases of splenic rupture were fatal. Individuals receiving filgrastim who report left upper abdominal and/ or shoulder tip pain should be evaluated for an enlarged spleen or splenic rupture.

#### *Leukocytosis*

White blood cell counts of  $100 \times 10^9/L$  or greater have been observed in less than 5% of patients receiving filgrastim at doses above 0.3 MIU/kg/day (3  $\mu\text{g/kg/day}$ ). No undesirable effects directly attributable to this degree of leukocytosis have been reported. However, in view of the potential risks associated with severe leukocytosis, a white blood cell count should be performed at regular intervals during filgrastim therapy. If leukocyte counts exceed  $50 \times 10^9/L$  after the expected nadir, filgrastim should be discontinued immediately. However, during the period of administration of filgrastim for PBPC mobilisation, filgrastim should be discontinued or its dosage should be reduced if the leukocyte counts rise to  $> 70 \times 10^9/L$ .

#### *Risks associated with increased doses of chemotherapy*

Special caution should be used when treating patients with high dose chemotherapy because improved tumour outcome has not been demonstrated and intensified doses of chemotherapeutic agents may lead to increased toxicities including cardiac, pulmonary, neurologic and dermatologic effects (please refer to the prescribing information of the specific chemotherapy agents used).

Treatment with filgrastim alone does not preclude thrombocytopenia and anaemia due to myelosuppressive chemotherapy. Because of the potential of receiving higher doses of chemotherapy (e.g. full doses on the prescribed schedule) the patient may be at greater risk of thrombocytopenia and anaemia. Regular monitoring of platelet count and haematocrit is recommended. Special care should be taken when administering single or combination chemotherapeutic agents which are known to cause severe thrombocytopenia.

The use of filgrastim-mobilised PBPCs has been shown to reduce the depth and duration of thrombocytopenia following myelosuppressive or myeloablative chemotherapy.

#### *Other special precautions*

The effects of filgrastim in patients with substantially reduced myeloid progenitors have not been studied. Filgrastim acts primarily on neutrophil precursors to exert its effect in elevating neutrophil counts. Therefore, in patients with reduced precursors, neutrophil response may be diminished (such as those treated with extensive radiotherapy or chemotherapy, or those with bone marrow infiltration by tumour).

Vascular disorders, including veno-occlusive disease and fluid volume disturbances, have been reported occasionally in patients undergoing high dose chemotherapy followed by transplantation.

There have been reports of graft versus host disease (GvHD) and fatalities in patients receiving G-CSF after allogeneic bone marrow transplantation (see section 4.8 and 5.1).

Increased haematopoietic activity of the bone marrow in response to growth factor therapy has been associated with transient abnormal bone scans. This should be considered when interpreting bone-imaging results.

#### Special precautions in patients undergoing PBPC mobilization

##### *Mobilization of PBPC*

There are no prospectively randomised comparisons of the two recommended mobilisation methods (filgrastim alone, or in combination with myelosuppressive chemotherapy) within the same patient population. The degree of variation between individual patients and between laboratory assays of CD34<sup>+</sup> cells mean that direct comparison between different studies is difficult. It is therefore difficult to recommend an optimal method. The choice of mobilisation method should be considered in relation to the overall objectives of treatment for an individual patient.

##### *Prior exposure to cytotoxic agents*

Patients who have undergone very extensive prior myelosuppressive therapy may not show sufficient mobilisation of PBPC to achieve the recommended minimum yield ( $2.0 \times 10^6$  CD34<sup>+</sup> cells/kg) or acceleration of platelet recovery to the same degree.

Some cytotoxic agents exhibit particular toxicities to the haematopoietic progenitor pool and may adversely affect progenitor mobilisation. Agents such as melphalan, carmustine (BCNU) and carboplatin, when administered over prolonged periods prior to attempts at progenitor mobilisation, may reduce progenitor yield. However, the administration of melphalan, carboplatin or carmustine (BCNU) together with filgrastim has been shown to be effective for progenitor mobilisation. When peripheral blood progenitor cell transplantation is envisaged it is advisable to plan the stem cell mobilization procedure early in the treatment course of the patient. Particular attention should be paid to the number of progenitors mobilised in such patients before the administration of high-dose chemotherapy. If yields are inadequate, as measured by the criteria above, alternative forms of treatment not requiring progenitor support should be considered.

##### *Assessment of progenitor cell yields*

In assessing the number of progenitor cells harvested in patients treated with filgrastim, particular attention should be paid to the method of quantitation. The results of flow cytometric analysis of CD34<sup>+</sup> cell numbers vary depending on the precise methodology used and therefore, recommendations of numbers based on studies in other laboratories need to be interpreted with caution.

Statistical analysis of the relationship between the number of CD34<sup>+</sup> cells re-infused and the rate of platelet recovery after high-dose chemotherapy indicates a complex but continuous relationship.

The recommendation of a minimum yield of  $\geq 2.0 \times 10^6$  CD34<sup>+</sup> cells/kg is based on published experience resulting in adequate haematologic reconstitution. Yields in excess of this minimum yield appear to correlate with more rapid recovery; those below with slower recovery.

#### Special precautions in normal donors undergoing peripheral blood progenitor cell mobilization

Mobilisation of PBPC does not provide a direct clinical benefit to normal donors and should only be considered for the purposes of allogeneic stem cell transplantation.

PBPC mobilisation should be considered only in donors who meet normal clinical and laboratory eligibility criteria for stem cell donation. Particular attention should be paid to haematological values



and infectious diseases. The safety and efficacy of filgrastim has not been assessed in normal donors less than 16 years or greater than 60 years of age.

Thrombocytopenia has been reported very commonly in patients receiving filgrastim. Platelet counts should therefore be monitored closely.

Transient thrombocytopenia (platelets  $< 100 \times 10^9/L$ ) following filgrastim administration and leukapheresis was observed in 35% of subjects studied. Among these, two cases of platelets  $< 50 \times 10^9/L$  were reported and attributed to the leukapheresis procedure. If more than one leukapheresis is required, particular attention should be paid to donors with platelets  $< 100 \times 10^9/L$  prior to leukapheresis; in general apheresis should not be performed if platelets are  $< 75 \times 10^9/L$ .

Leukapheresis should not be performed in donors who are anticoagulated or who have known defects in haemostasis. Filgrastim administration should be discontinued or its dosage should be reduced if the leukocyte counts rise to  $> 70 \times 10^9/L$ . Donors who receive G-CSFs for PBPC mobilisation should be monitored until haematological indices return to normal.

Transient cytogenetic abnormalities have been observed in normal donors following G-CSF use. The significance of these changes is unknown. Nevertheless, a risk of promotion of a malignant myeloid clone cannot be excluded. It is recommended that the apheresis centre perform a systematic record and tracking of the stem cell donors for at least 10 years to ensure monitoring of long-term safety.

Common but generally asymptomatic cases of splenomegaly and uncommon cases of splenic rupture have been reported in healthy donors and patients following administration of G-CSFs. Some cases of splenic rupture were fatal. Therefore, spleen size should be carefully monitored (e.g. clinical examination, ultrasound). A diagnosis of splenic rupture should be considered in donors and/or patients reporting left upper abdominal pain or shoulder tip pain.

In normal donors, dyspnoea has been reported commonly and other pulmonary adverse events (haemoptysis, pulmonary haemorrhage, lung infiltrates, and hypoxia) have been reported uncommonly. In case of suspected or confirmed pulmonary adverse events, discontinuation of treatment with filgrastim should be considered and appropriate medical care given.

#### Special precautions in recipients of allogeneic PBPC mobilised with filgrastim

Current data indicate that immunological interactions between the allogeneic PBPC graft and the recipient may be associated with an increased risk of acute and chronic GvHD when compared with bone marrow transplantation.

#### Special precautions in SCN patients

##### *Blood cell counts*

Thrombocytopenia has been reported commonly in patients receiving filgrastim. Platelet counts should be monitored closely, especially during the first few weeks of filgrastim therapy. Consideration should be given to intermittent cessation or decreasing the dose of filgrastim in patients who develop thrombocytopenia, i.e. platelets consistently  $< 100,000/mm^3$ . Other blood cell changes occur, including anaemia and transient increases in myeloid progenitors, which require close monitoring of cell counts.

##### *Transformation to leukaemia or myelodysplastic syndrome*

Special care should be taken in the diagnosis of SCNs to distinguish them from other haematopoietic disorders such as aplastic anaemia, myelodysplasia and myeloid leukaemia. Complete blood cell counts with differential and platelet counts and an evaluation of bone marrow morphology and karyotype should be performed prior to treatment.

There was a low frequency (approximately 3%) of myelodysplastic syndromes (MDS) or leukaemia in clinical trial patients with SCN treated with filgrastim. This observation has only been made in patients with congenital neutropenia. MDS and leukaemias are natural complications of the disease and are of uncertain relation to filgrastim therapy. A subset of approximately 12% of patients who had normal cytogenetic evaluations at baseline was subsequently found to have abnormalities, including monosomy 7, on routine repeat evaluation. If patients with SCN develop abnormal cytogenetics, the risks and benefits of continuing filgrastim should be carefully weighed; filgrastim should be discontinued if MDS or leukaemia occurs. It is currently unclear whether long-term treatment of patients with SCN will predispose patients to cytogenetic abnormalities, MDS or leukaemic transformation. It is recommended to perform morphologic and cytogenetic bone marrow examinations in patients at regular intervals (approximately every 12 months).

#### *Other special precautions*

Causes of transient neutropenia such as viral infections should be excluded. Cases of splenomegaly have been reported very commonly and cases of splenic rupture have been reported commonly following administration of filgrastim. Individuals receiving filgrastim who report left upper abdominal and/ or shoulder tip pain should be evaluated for an enlarged spleen or splenic rupture.

Splenomegaly is a direct effect of treatment with filgrastim. Thirty-one percent (31%) of patients in studies were documented as having palpable splenomegaly. Increases in volume, measured radiographically occurred early during filgrastim therapy and tended to plateau later in treatment. Dose reductions were noted to slow or stop the progression of splenic enlargement and in 3% of patients a splenectomy was required. Spleen size should be evaluated regularly. Abdominal palpation should be sufficient to detect abnormal increases in splenic volume.

Haematuria was common and proteinuria occurred in a small number of patients. Regular urinalysis should be performed to monitor this event.

The safety and efficacy in neonates and patients with autoimmune neutropenia have not been established.

#### Special precautions in patients with HIV infection

Cases of splenomegaly have been reported commonly following administration of filgrastim. Individuals receiving filgrastim who report left upper abdominal and/ or shoulder tip pain should be evaluated for an enlarged spleen or splenic rupture.

#### *Blood cell counts*

ANC should be monitored closely, especially during the first few weeks of filgrastim therapy. Some patients may respond very rapidly and with a considerable increase in neutrophil count to the initial dose of filgrastim. It is recommended that the ANC is measured daily for the first 2 to 3 days of filgrastim administration. Thereafter, it is recommended that the ANC is measured at least twice weekly for the first two weeks and subsequently once per week or once every other week during maintenance therapy. During intermittent dosing with 30 MU (300 microgram)/day of filgrastim, there can be wide fluctuations in the patient's ANC over time. In order to determine a patient's trough or nadir ANC, it is recommended that blood samples are taken for ANC measurement immediately prior to any scheduled dosing with filgrastim.

#### *Risk associated with increased doses of myelosuppressive medicinal products*

Treatment with filgrastim alone does not preclude thrombocytopenia and anaemia due to myelosuppressive medicinal products. As a result of the potential to receive higher doses or a greater number of these medicinal products with filgrastim therapy, the patient may be at higher risk of developing thrombocytopenia and anaemia. Regular monitoring of blood counts is recommended

(see above).

#### *Infections and malignancies causing myelosuppression*

Neutropenia may be due to bone marrow infiltrating opportunistic infections such as *Mycobacterium avium* complex or malignancies such as lymphoma. In patients with known bone marrow-infiltrating infections or malignancy, consider appropriate therapy for treatment of the underlying condition in addition to administration of filgrastim for treatment of neutropenia. The effects of filgrastim on neutropenia due to bone marrow-infiltrating infection or malignancy have not been well established.

#### Special precautions in sickle cell disease

Sickle cells crises, in some cases fatal, have been reported with the use of filgrastim in subjects with sickle cell disease. Physicians should exercise caution when considering the use of filgrastim in patients with sickle cell disease and only after careful evaluation of the potential risks and benefits.

#### All patients

Accofil contains sorbitol (E420) as an excipient at a concentration of 50 mg/ml. Patients with rare hereditary problems of fructose intolerance should not use this medicinal product.

The needle cover of the pre-filled syringe contains dry natural rubber (a derivative of latex), which may cause allergic reactions.

In order to improve the traceability of granulocyte-colony stimulating factors (G-CSFs), the trade name of the administered product should be clearly recorded in the patient file.

#### **4.5 Interaction with other medicinal products and other forms of interaction**

The safety and efficacy of filgrastim given on the same day as myelosuppressive cytotoxic chemotherapy have not been definitively established. In view of the sensitivity of rapidly dividing myeloid cells to myelosuppressive cytotoxic chemotherapy, the use of filgrastim is not recommended in the period from 24 hours before to 24 hours after chemotherapy. Preliminary evidence from a small number of patients treated concomitantly with filgrastim and 5-Fluorouracil indicates that the severity of neutropenia may be exacerbated.

Possible interactions with other haematopoietic growth factors and cytokines have not yet been investigated in clinical trials.

Since lithium promotes the release of neutrophils, it is likely to potentiate the effect of filgrastim. Although this interaction has not been formally investigated, there is no evidence that such an interaction is harmful.

#### **4.6 Fertility, pregnancy and lactation**

##### Pregnancy

There are no or limited data from the use of filgrastim in pregnant women. Studies in animals have shown reproductive toxicity. An increased incidence of embryo-loss has been observed in rabbits at high multiples of the clinical exposure and in the presence of maternal toxicity (see section 5.3). There are reports in the literature where the transplacental passage of filgrastim in pregnant women has been demonstrated.

Filgrastim is not recommended during pregnancy.

##### Breast-feeding

It is unknown whether filgrastim / metabolites are excreted in human milk. A risk to the newborns /infants cannot be excluded. A decision must be made whether to discontinue breastfeeding Or to discontinue/abstain from filgrastim therapy taking into account the benefit of breast feeding for the child and the benefit of therapy for the woman.

### Fertility

Filgrastim did not affect reproductive performance or fertility in male or female rats (see section 5.3).

### **4.7 Effects on ability to drive and use machines**

No studies on the effects on the ability to drive and use machines have been performed.

### **4.8 Undesirable effects**

#### Summary of the safety profile

In clinical trials on cancer patients treated with filgrastim, the most frequent undesirable effect was musculoskeletal pain which was mild or moderate in 10% and in 3% of patients respectively.

Graft versus Host Disease (GvHD) has also been reported.

In PBPC mobilization in normal donors the most commonly reported undesirable effect was musculoskeletal pain. Leukocytosis was observed in donors and thrombocytopenia following filgrastim and leukapheresis was also observed in donors. Splenomegaly and splenic rupture were also reported. Some cases of splenic rupture were fatal.

In SCN patients the most frequent undesirable effects attributable to filgrastim were bone pain, general musculoskeletal pain and splenomegaly. Myelodysplastic syndromes (MDS) or leukaemia have developed in patients with congenital neutropenia treated with filgrastim (see section 4.4).

Capillary leak syndrome, which can be life-threatening if treatment is delayed, has been reported uncommonly ( $\geq 1/1000$  to  $< 1/100$ ) in cancer patients undergoing chemotherapy and healthy donors undergoing peripheral blood progenitor cell mobilization following administration of granulocyte colony-stimulating factors (see section 4.4 and section 4.8).

In clinical studies with filgrastim administration to HIV patients, the only adverse effects consistently considered to be related to filgrastim administration were musculoskeletal pain, bone pain and myalgia.

#### Tabulated summary of adverse reactions

The data in the tables below describe adverse reactions reported from clinical trials and spontaneous reporting. Within each frequency grouping undesirable effects are presented in order of decreasing seriousness. Data are presented separately for cancer patients, PBPC mobilisation in normal donors, SCN patients and patients with HIV, reflecting the different adverse reaction profiles in these populations.

The assessment of undesirable effects is based on the following frequency data:

Very common:  $\geq 1/10$

Common:  $\geq 1/100$  to  $< 1/10$

Uncommon:  $\geq 1/1,000$  to  $< 1/100$

Rare:  $\geq 1/10,000$  to  $< 1/1,000$

Very rare:  $< 1/10,000$

Not known: cannot be estimated from the available data.

*Cancer patients*

MedDRA system organ class	Adverse reactions				
	Very common	Common	Uncommon	Rare	Very rare
<b>Blood and lymphatic system disorders</b>			Sickle cell crisis <sup>a</sup> Splenomegaly <sup>a</sup> Splenic rupture <sup>a</sup>		
<b>Immune system disorders</b>		Drug hypersensitivity <sup>a</sup>	Graft versus Host Disease <sup>b</sup>		
<b>Metabolism and nutrition disorders</b>	Blood uric acid increased  Blood lactate dehydrogenase increased  Decreased appetite <sup>a</sup>		Pseudogout <sup>b</sup>		
<b>Nervous system disorders</b>	Headache <sup>a</sup>				
<b>Vascular Disorders</b>		Hypotension	Veno-occlusive disease <sup>d</sup>  Fluid volume disturbances  Capillary leak syndrome <sup>a</sup>		
<b>Respiratory, thoracic and mediastinal disorders</b>	Oropharyngeal pain <sup>a</sup>  Cough <sup>a</sup>  Dyspnoea	Haemoptysis <sup>e</sup>	Acute respiratory distress syndrome <sup>a</sup>  Respiratory failure <sup>a</sup>  Pulmonary oedema <sup>a</sup>  Interstitial lung disease <sup>a</sup>  Lung infiltration <sup>a</sup>  Pulmonary haemorrhage		
<b>Gastrointestinal disorders</b>	Diarrhoea <sup>a</sup>  Vomiting <sup>a</sup>  Constipation <sup>a</sup>  Nausea <sup>a</sup>				

MedDRA system organ class	Adverse reactions				
	Very common	Common	Uncommon	Rare	Very rare
<b>Hepatobiliary disorders</b>	Gamma-glutamyl transferase increased  Blood alkaline phosphatase increased				
<b>Skin and subcutaneous tissue disorders</b>	Rash <sup>a</sup>  Alopecia <sup>a</sup>		Sweets syndrome  Cutaneous vasculitis <sup>a</sup>		
<b>Musculoskeletal and connective tissue disorders</b>	Musculoskeletal pain <sup>c</sup>		Exacerbation of rheumatoid arthritis		
<b>Renal and urinary disorders</b>		Dysuria	Urine abnormality		
<b>General disorders and administration site conditions</b>	Asthenia <sup>a</sup>  Fatigue <sup>a</sup>  Mucosal inflammation <sup>a</sup>	Chest pain <sup>a</sup>	Pain <sup>a</sup>		

<sup>a</sup> See section 4.8, Description of selected adverse reactions

<sup>b</sup> There have been reports of GvHD and fatalities in patients after allogeneic bone marrow transplantation (see section 4.8, Description of selected adverse reactions)

<sup>c</sup> Includes bone pain, back pain, arthralgia, myalgia, pain in extremity, musculoskeletal pain, musculoskeletal chest pain, neck pain

<sup>d</sup> Cases were observed in the post-marketing setting with filgrastim in patients undergoing bone marrow transplant or PBPC mobilization

<sup>e</sup> Cases were observed in the clinical trial setting with filgrastim

*PBPC mobilisation in normal donors*

MedDRA system organ class	Adverse reactions				
	Very common	Common	Uncommon	Rare	Very rare
<b>Blood and lymphatic system disorders</b>	Thrombocytopenia  Leukocytosis	Splenomegaly <sup>a</sup>	Splenic rupture Sickle cell crisis <sup>a</sup>		
<b>Immune system disorders</b>			Anaphylactic reaction		
<b>Metabolism and nutrition disorders</b>		Blood lactate dehydrogenase increased	Hyperuricaemia  (blood uric acid increased)		
<b>Nervous system disorders</b>	Headache				
<b>Vascular</b>			Capillary leak		

MedDRA system organ class	Adverse reactions				
	Very common	Common	Uncommon	Rare	Very rare
<b>disorders</b>			syndrome <sup>a</sup>		
<b>Respiratory, thoracic and mediastinal disorders</b>		Dyspnoea	Pulmonary haemorrhage Haemoptysis Lung infiltration Hypoxia		
<b>Hepatobiliary disorders</b>		Blood alkaline phosphatase increased	Aspartate aminotransferase increased		
<b>Musculoskeletal and connective tissue disorders</b>	Musculoskeletal pain*		Rheumatoid arthritis aggravated		

<sup>a</sup>see section 4.8, Description of selected adverse reactions

\*includes bone pain, back pain, arthralgia, myalgia, pain in extremity, musculoskeletal pain, musculoskeletal chest pain, neck pain

*SCN patients*

MedDRA system organ class	Adverse reactions				
	Very common	Common	Uncommon	Rare	Very rare
<b>Blood and lymphatic system disorders</b>	Splenomegaly Anaemia	Thrombocytopenia Splenic rupture	Sickle cell crisis <sup>a</sup>		
<b>Metabolism and nutrition disorders</b>	Hyperuricaemia Blood glucose decreased Blood lactate dehydrogenase increased				
<b>Nervous system disorders</b>	Headache				
<b>Respiratory, thoracic and mediastinal disorders</b>	Epistaxis				
<b>Gastrointestinal disorders</b>	Diarrhoea				
<b>Hepatobiliary disorders</b>	Hepatomegaly Blood alkaline phosphatase increased				
<b>Skin and subcutaneous tissue disorders</b>	Rash	Cutaneous vasculitis Alopecia			

MedDRA system organ class	Adverse reactions				
	Very common	Common	Uncommon	Rare	Very rare
<b>Musculoskeletal and connective tissue disorders</b>	Musculoskeletal pain* Arthralgia	Osteoporosis			
<b>Renal and urinary disorders</b>		Haematuria	Proteinuria		
<b>General disorders and administration site conditions</b>		Injection site reaction			

<sup>a</sup>see section 4.8, Description of selected adverse reactions

\*includes bone pain, back pain, arthralgia, myalgia, pain in extremity, musculoskeletal pain, musculoskeletal chest pain, neck pain

#### *Patients with HIV*

MedDRA system organ class	Adverse reactions				
	Very common	Common	Uncommon	Rare	Very rare
<b>Blood and lymphatic system disorders</b>		Splenomegaly	Sickle cell crisis <sup>a</sup>		
<b>Musculoskeletal and connective tissue disorders</b>	Musculoskeletal pain*				

<sup>a</sup>see section 4.8, Description of selected adverse reactions

\*includes bone pain, back pain, arthralgia, myalgia, pain in extremity, musculoskeletal pain, musculoskeletal chest pain, neck pain

#### Description of selected adverse reactions

There have been reports of GvHD and fatalities in patients receiving G-CSF after allogeneic bone marrow transplantation (see sections 4.4 and 5.1).

Cases of capillary leak syndrome have been reported in the post marketing setting with granulocyte colony-stimulating factor use. These have generally occurred in patients with advanced malignant diseases, sepsis, taking multiple chemotherapy medications or undergoing apheresis (see section 4.4).

#### *Cancer patients*

In randomised, placebo-controlled clinical studies, filgrastim did not increase the incidence of undesirable effects associated with cytotoxic chemotherapy. In those clinical trials, undesirable effects reported with equal frequency in cancer patients treated with filgrastim/chemotherapy and placebo/chemotherapy included nausea and vomiting, alopecia, diarrhoea, fatigue, anorexia, mucositis, headache, cough, skin rash, chest pain, generalised weakness, sore throat, constipation and pain.

In the post-marketing setting cutaneous vasculitis has been reported in patients treated with filgrastim. The mechanism of vasculitis in patients receiving filgrastim is unknown. The frequency is estimated as uncommon from clinical trial data.



Cases of Sweets syndrome (acute febrile dermatosis) have been reported in the post-marketing setting. The frequency is estimated as uncommon from clinical trial data.

In clinical studies and the post-marketing setting pulmonary adverse effects including interstitial lung disease, pulmonary oedema, and lung infiltration have been reported in some cases with an outcome of respiratory failure or acute respiratory distress syndrome (ARDS), which may be fatal (see section 4.4)

Cases of splenomegaly and splenic rupture have been reported uncommonly following administration of filgrastim. Some cases of splenic rupture were fatal (see section 4.4).

Hypersensitivity-type reactions including anaphylaxis, rash, urticaria, angioedema, dyspnoea and hypotension occurred on initial or subsequent treatment in clinical studies and in post-marketing experience. Overall, reports were more common after intravenous administration. In some cases, symptoms have recurred with rechallenge, suggesting a causal relationship. Filgrastim should be permanently discontinued in patients who experience a serious allergic reaction.

In the post-marketing setting, isolated cases of sickle cell crises have been reported in patients with sickle cell disease (see section 4.4). The frequency is estimated as uncommon from clinical trial data.

Pseudogout has been reported in cancer patients treated with filgrastim, and the frequency is estimated as uncommon from clinical trial data.

#### *PBPC mobilisation in normal donors*

Common but generally asymptomatic cases of splenomegaly and uncommon cases of splenic rupture have been reported in patients and healthy donors following filgrastim administration (see section 4.4).

Pulmonary adverse events such as haemoptysis, pulmonary haemorrhage, lung infiltration, dyspnoea, and hypoxia have been reported (see section 4.4).

Exacerbation of arthritic symptoms has been uncommonly reported.

Leukocytosis ( $WBC > 50 \times 10^9/L$ ) was observed in 41% of donors and transient thrombocytopenia (platelets  $< 100 \times 10^9/L$ ) following filgrastim treatment and leukapheresis was observed in 35% of donors.

#### *In SCN patients*

Undesirable effects include splenomegaly, which maybe progressive in a minority of cases and thrombocytopenia(see section 4.4).

Undesirable effects possibly related to filgrastim therapy and typically occurring in <2% of SCN patients were injection site reaction, headache, hepatomegaly, arthralgia, alopecia, osteoporosis, and rash.

During long-term use cutaneous vasculitis has been reported in 2% of SCN patients.

#### *In patients with HIV*

Splenomegaly was reported to be related to filgrastim therapy in <3% of patients. In all cases of splenic enlargement in HIV patients, this was mild or moderate on physical examination and the clinical course was benign; no patients had a diagnosis of hypersplenism and no patients underwent splenectomy. As splenic enlargement is a common finding in patients with HIV infection and is present to varying degrees in most patients with AIDS, the relationship to filgrastim treatment is unclear(see section 4.4).

### Paediatric population

Data from clinical studies in paediatric patients indicate that the safety and efficacy of filgrastim are similar in both adults and children receiving cytotoxic chemotherapy suggesting no age-related differences in the pharmacokinetics of filgrastim. The only consistently reported adverse event was musculoskeletal pain which is no different from the experience in the adult population. There is insufficient data to further evaluate filgrastim use in paediatric subjects.

### Other special populations

#### *Elderly patients*

No overall differences in safety or effectiveness were observed between subjects over 65 years of age compared to younger adult (>18 years of age) subjects receiving cytotoxic chemotherapy and clinical experience has not identified differences in the responses between elderly and younger adult patients. There are insufficient data to evaluate Accofil use in elderly subjects for other approved Accofil indications.

#### *Paediatric SCN patients*

Cases of decreased bone density and osteoporosis have been reported in paediatric patients with severe chronic neutropenia receiving chronic treatment with filgrastim. The frequency is estimated as 'common' from clinical trial data.

### Reporting of suspected adverse reactions

Reporting suspected adverse reactions after authorisation of the medicinal product is important. It allows continued monitoring of the benefit/risk balance of the medicinal product. Healthcare professionals are asked to report any suspected adverse reactions via the national reporting system listed in Appendix V.

## **4.9 Overdose**

The effects of Accofil overdose have not been established. Discontinuation of filgrastim therapy usually results in a 50% decrease in circulating neutrophils within 1 to 2 days, with a return to normal levels in 1 to 7 days.

## **5. PHARMACOLOGICAL PROPERTIES**

### **5.1 Pharmacodynamic properties**

Pharmacotherapeutic group: cytokines ATC code: L03AA02

Accofil is a biosimilar medicinal product. Detailed information is available on the website of the European Medicines Agency <http://www.ema.europa.eu>.

#### Pharmacodynamic effects

Human G-CSF is a glycoprotein which regulates the production and release of functional neutrophils from the bone marrow. Accofil containing r-metHuG-CSF (filgrastim) causes marked increases in peripheral blood neutrophil counts within 24 hours, with minor increases in monocytes. In some SCN patients, filgrastim can also induce a minor increase in the number of circulating eosinophils and basophils relative to baseline; some of these patients may present with eosinophilia or basophilia already prior to treatment. Elevations of neutrophil counts are dose-dependent at recommended doses. Neutrophils produced in response to filgrastim show normal or enhanced function as demonstrated by tests of chemotactic and phagocytic function. Following termination of filgrastim

therapy, circulating neutrophil counts decrease by 50% within 1 to 2 days, and to normal levels within 1 to 7 days.

Use of filgrastim in patients undergoing cytotoxic chemotherapy leads to significant reductions in the incidence, severity and duration of neutropenia and febrile neutropenia. Treatment with filgrastim significantly reduces the duration of febrile neutropenia, antibiotic use and hospitalisation after induction chemotherapy for acute myelogenous leukaemia or myeloablative therapy followed by bone marrow transplantation. The incidence of fever and documented infections were not reduced in either setting. The duration of fever was not reduced in patients undergoing myeloablative therapy followed by bone marrow transplantation.

Use of filgrastim, either alone, or after chemotherapy, mobilises haematopoietic progenitor cells into peripheral blood. These autologous PBPCs may be harvested and infused after high-dose cytotoxic therapy, either in place of, or in addition to bone marrow transplantation. Infusion of PBPCs accelerates haematopoietic recovery reducing the duration of risk for haemorrhagic complications and the need for platelet transfusions. Recipients of allogeneic PBPCs mobilised with filgrastim experienced significantly more rapid haematological recovery, leading to a significant decrease in time to unsupported platelet recovery when compared with allogeneic bone marrow transplantation.

One retrospective European study evaluating the use of G-CSF after allogeneic bone marrow transplantation in patients with acute leukaemias suggested an increase in the risk of GvHD, treatment related mortality (TRM) and mortality when G-CSF was administered. In a separate retrospective international study in patients with acute and chronic myelogenous leukaemias, no effect on the risk of GvHD, TRM and mortality was seen. A meta-analysis of allogeneic transplant studies, including the results of nine prospective randomized trials, 8 retrospective studies and 1 case-controlled study, did not detect an effect on the risks of acute GvHD, chronic GvHD or early treatment-related mortality.

<b>Relative risk (95% CI) of GvHD and TRM following treatment with G-CSF after bone marrow (BM) transplantation</b>					
<b>Publication</b>	<b>Period of Study</b>	<b>N</b>	<b>Acute Grade II - IV GvHD</b>	<b>Chronic GvHD</b>	<b>TRM</b>
Meta-Analysis (2003)	1986 - 2001 <sup>a</sup>	1198	1.08 (0.87, 1.33)	1.02 (0.82, 1.26)	0.70 (0.38, 1.31)
European Retrospective Study (2004)	1992 - 2002 <sup>b</sup>	1789	1.33 (1.08, 1.64)	1.29 (1.02, 1.61)	1.73 (1.30, 2.32)
International Retrospective Study (2006)	1995 - 2000 <sup>b</sup>	2110	1.11 (0.86, 1.42)	1.10 (0.86, 1.39)	1.26 (0.95, 1.67)

<sup>a</sup> Analysis includes studies involving BM transplant during this period; some studies used GM-CSF

<sup>b</sup> Analysis includes patients receiving BM transplant during this period

*Use of filgrastim for the mobilisation of PBPCs in normal donors prior to allogeneic PBPC transplantation*

In normal donors, a 10 micrograms/kg/day dose administered subcutaneously for 4 - 5 consecutive days allows a collection of  $\geq 4 \times 10^6$  CD34<sup>+</sup> cells/kg recipient body weight in the majority of the donors after two leukaphereses.

Use of filgrastim in adults with SCN (severe congenital, cyclic, and idiopathic neutropenia) induces a sustained increase in ANC in peripheral blood and a reduction of infection and related events.

Use of filgrastim in patients with HIV infection maintains normal neutrophil counts to allow scheduled dosing of antiviral and/or other myelosuppressive treatments. There is no evidence that patients with HIV infection treated with filgrastim show an increase in HIV replication.

As with other haematopoietic growth factors, G-CSF has shown *in vitro* stimulating properties on human endothelial cells.

## 5.2 Pharmacokinetic properties

### Absorption

Following subcutaneous administration of recommended doses, serum concentrations were maintained above 10 ng/ml for 8 - 16 hours.

### Distribution

The volume of distribution in blood is approximately 150 ml/kg.

### Elimination

Clearance of filgrastim has been shown to follow first-order pharmacokinetics after both subcutaneous or intravenous administration. The serum elimination half-life of filgrastim is approximately 3.5 hours, with a clearance rate of approximately 0.6 ml/min/kg. Continuous infusion with Accofil over a period of up to 28 days, in patients recovering from autologous bone-marrow transplantation, resulted in no evidence of drug accumulation and comparable half-lives.

### Linearity

There is a positive linear correlation between the dose and the serum concentration of filgrastim, whether administered intravenously or subcutaneously. Following subcutaneous administration of recommended doses, serum concentrations were maintained above 10ng/ml for 8 to 16 hours. The volume of distribution in blood is approximately 150ml/kg.

## 5.3 Preclinical safety data

Filgrastim was studied in repeated dose toxicity studies up to 1 year in duration which revealed changes attributable to the expected pharmacological actions including increases in leukocytes, myeloid hyperplasia in bone marrow, extramedullary granulopoiesis and splenic enlargement. These changes all reversed after discontinuation of treatment.

Effects of filgrastim on prenatal development have been studied in rats and rabbits. Intravenous (80 µg/kg/day) administration of filgrastim to rabbits during the period of organogenesis was maternally toxic and increased spontaneous abortion, post-implantation loss, and decreased mean live litter size and fetal weight were observed.

Based on reported data for another filgrastim product similar to Accofil, comparable findings plus increased fetal malformations were observed at 100 µg/kg/day, a maternally toxic dose which corresponded to a systemic exposure of approximately 50-90 times the exposures observed in patients treated with the clinical dose of 5 µg/kg/day. The no observed adverse effect level for embryo-fetal toxicity in this study was 10 µg/kg/day, which corresponded to a systemic exposure of approximately 3-5 times the exposures observed in patients treated with the clinical dose.

In pregnant rats, no maternal or fetal toxicity was observed at doses up to 575 µg/kg/day. Offspring of rats administered filgrastim during the peri-natal and lactation periods, exhibited a delay in external differentiation and growth retardation ( $\geq 20$  µg/kg/day) and slightly reduced survival rate (100 µg/kg/day).

Filgrastim had no observed effect on the fertility of male or female rats.

## 6. PHARMACEUTICAL PARTICULARS

### 6.1 List of excipients

Acetic acid glacial

Sodium hydroxide  
Sorbitol (E420)  
Polysorbate 80  
Water for injections

## **6.2 Incompatibilities**

Accofil must not be diluted with saline solutions.

Diluted filgrastim may be adsorbed to glass and plastic materials.

This medicinal product must not be mixed with other medicinal products except those mentioned in section 6.6.

## **6.3 Shelf life**

36 months.

Chemical and physical in-use stability of the diluted solution for infusion has been demonstrated for 24 hours at 2 °C to 8 °C. From a microbiological point of view, the product should be used immediately. If not used immediately, in-use storage times and conditions prior to use are the responsibility of the user and would normally not be longer than 24 hours at 2 °C to 8 °C, unless dilution has taken place in controlled and validated aseptic conditions.

## **6.4 Special precautions for storage**

Store in a refrigerator (2 °C – 8 °C). Do not freeze.

Accidental one-time exposure to freezing temperatures does not adversely affect the stability of Accofil. If exposure has been greater than 24 hours or frozen more than once then Accofil should NOT be used.

Within its shelf-life and for the purpose of ambulatory use, the patient may remove the product from the refrigerator and store it at room temperature (not above 25°C) for one single period of up to 15 days. At the end of this period, the product should not be put back in the refrigerator and should be disposed of.

Keep the syringe in the outer carton in order to protect from light.

For storage conditions of the diluted medicinal product, see section 6.3.

## **6.5 Nature and contents of container**

Pre-filled syringe with injection needle, with or without a needle safety guard. Package containing one, three, five, seven or ten pre-filled syringe (s), with or without blister and alcohol swabs. The packs without blister are without needle safety guard. The blister packs are for individual syringes with prefixed needle safety guard. The pre-filled syringes are made from Type I glass with a permanently attached stainless steel needle in the tip and have 1/40 printed markings for graduations from 0.1 mL to 1 mL on the barrel. The needle cover of the pre-filled syringe contains dry natural rubber (see section 4.4). Each pre-filled syringe contains 0.5 ml solution.

Not all pack sizes may be marketed.

## **6.6 Special precautions for disposal and other handling**

If required, Accofil may be diluted in 5% glucose. Dilution to a final concentration less than 0.2 MU (2 µg) per ml is not recommended at any time.

The solution should be visually inspected prior to use. Only clear solutions without particles should be used. Do not shake.

For patients treated with filgrastim diluted to concentrations below 1.5 MU (15 µg) per ml, human serum albumin (HSA) should be added to a final concentration of 2 mg/ml. Example: In a final injection volume of 20 ml, total doses of filgrastim less than 30 MU (300 µg) should be given with 0.2 ml of 200 mg/ml (20%) human albumin solution added.

Accofil contains no preservative. In view of the possible risk of microbial contamination, Accofil pre-filled syringes are for single use only.

When diluted in 5% glucose, Accofil is compatible with glass and a variety of plastics including PVC, polyolefin (a co-polymer of polypropylene and polyethylene) and polypropylene.

### **Using the pre-filled syringe with a needle safety guard**

The needle safety guard covers the needle after injection to prevent needle stick injury. This does not affect normal operation of the syringe. Depress the plunger slowly and evenly until the entire dose has been given and the plunger cannot be depressed any further. While maintaining pressure on the plunger, remove the syringe from the patient. The needle safety guard will cover the needle when releasing the plunger.

### **Using the pre-filled syringe without a needle safety guard**

Administer the dose as per standard protocol.

### **Disposal**

Any unused product or waste material should be disposed of in accordance with local requirements.

## **7. MARKETING AUTHORISATION HOLDER**

Accord Healthcare Limited  
Sage House, 319 Pinner Road  
North Harrow,  
Middlesex, HA1 4HF  
United Kingdom

## **8. MARKETING AUTHORISATION NUMBER(S)**

EU/1/14/946/001  
EU/1/14/946/002  
EU/1/14/946/005  
EU/1/14/946/006  
EU/1/14/946/007  
EU/1/14/946/008  
EU/1/14/946/009  
EU/1/14/946/010  
EU/1/14/946/017

**9. DATE OF FIRST AUTHORISATION/RENEWAL OF THE AUTHORISATION**

Date of first authorization: 18.09.2014

**10. DATE OF REVISION OF THE TEXT**

Detailed information on this medicinal product is available on the website of the European Medicines Agency <http://www.ema.europa.eu>

▼ This medicinal product is subject to additional monitoring. This will allow quick identification of new safety information. Healthcare professionals are asked to report any suspected adverse reactions. See section 4.8 for how to report adverse reactions.

## 1. NAME OF THE MEDICINAL PRODUCT

Accofil 48 MU/0.5 ml solution for injection or infusion in pre-filled syringe

## 2. QUALITATIVE AND QUANTITATIVE COMPOSITION

Each ml of solution contains 96 million units (MU) (equivalent to 960 micrograms [ $\mu\text{g}$ ]) of filgrastim.

Each pre-filled syringe contains 48 MU (equivalent to 480 micrograms of filgrastim in 0.5 ml solution for injection or infusion).

Filgrastim is a recombinant methionyl human granulocyte-colony stimulating factor produced in *Escherichia coli* (BL21) by recombinant DNA technology.

Excipient with known effect:

Each ml of solution contains 50 mg of sorbitol (E420)

For the full list of excipients, see section 6.1.

## 3. PHARMACEUTICAL FORM

Solution for injection or infusion

Clear, colourless solution

## 4. CLINICAL PARTICULARS

### 4.1 Therapeutic indications

Accofil is indicated for the reduction in the duration of neutropenia and the incidence of febrile neutropenia in patients treated with established cytotoxic chemotherapy for malignancy (with the exception of chronic myeloid leukaemia and myelodysplastic syndromes) and for the reduction in the duration of neutropenia in patients undergoing myeloablative therapy followed by bone marrow transplantation considered to be at increased risk of prolonged severe neutropenia. The safety and efficacy of Accofil are similar in adults and children receiving cytotoxic chemotherapy.

Accofil is indicated for the mobilisation of peripheral blood progenitor cells (PBPCs).

In patients, children or adults with severe congenital, cyclic, or idiopathic neutropenia with an absolute neutrophil count (ANC) of  $\leq 0.5 \times 10^9/\text{L}$ , and a history of severe or recurrent infections, long term administration of Accofil is indicated to increase neutrophil counts and to reduce the incidence and duration of infection-related events.

Accofil is indicated for the treatment of persistent neutropenia (ANC less than or equal to  $1.0 \times 10^9/\text{L}$ ) in patients with advanced HIV infection, in order to reduce the risk of bacterial infections when other options to manage neutropenia are inappropriate.



## 4.2 Posology and method of administration

Accofil therapy should only be given in collaboration with an oncology centre which has experience in granulocyte-colony stimulating factor (G-CSF) treatment and haematology and has the necessary diagnostic facilities. The mobilisation and apheresis procedures should be performed in collaboration with an oncology-haematology centre with acceptable experience in this field and where the monitoring of haematopoietic progenitor cells can be correctly performed.

### Posology

#### *Established cytotoxic chemotherapy*

The recommended dose of filgrastim is 0.5 MU/kg/day (5 micrograms/kg/day). The first dose of Accofil should not be administered less than 24 hours following cytotoxic chemotherapy. In randomised clinical trials, a subcutaneous dose of 230 microgram/m<sup>2</sup>/day (4.0 to 8.4 microgram/kg/day) was used.

Daily dosing with filgrastim should continue until the expected neutrophil nadir is passed and the neutrophil count has recovered to the normal range. Following established chemotherapy for solid tumours, lymphomas, and lymphoid leukaemias, it is expected that the duration of treatment required to fulfil these criteria will be up to 14 days. Following induction and consolidation treatment for acute myeloid leukaemia the duration of treatment may be substantially longer (up to 38 days) depending on the type, dose and schedule of cytotoxic chemotherapy used.

In patients receiving cytotoxic chemotherapy, a transient increase in neutrophil counts is typically seen 1-2 days after initiation of filgrastim therapy. However, for a sustained therapeutic response, filgrastim therapy should not be discontinued before the expected nadir has passed and the neutrophil count has recovered to the normal range. Premature discontinuation of filgrastim therapy, prior to the time of the expected neutrophil nadir, is not recommended.

#### *In patients treated with myeloablative therapy followed by bone marrow transplantation*

The recommended starting dose of filgrastim is 1.0 MU/kg/day (10 micrograms/kg/day). The first dose of filgrastim should be administered at least 24 hours after cytotoxic chemotherapy and at least 24 hours after bone marrow infusion.

Once the neutrophil nadir has been passed, the daily dose of filgrastim should be titrated against the neutrophil response as follows:

<b>Absolute Neutrophil Count (ANC)</b>	<b>Filgrastim dose adjustment</b>
ANC > 1.0 x 10 <sup>9</sup> /L for 3 consecutive days	Reduce to 0.5 MU/kg/day (5 micrograms/kg/day)
Then, if ANC remains > 1.0 x 10 <sup>9</sup> /L for 3 more consecutive days	Discontinue filgrastim
If the ANC decreases to < 1.0 x 10 <sup>9</sup> /L during the treatment period, the dose of filgrastim should be re-escalated according to the above steps	

#### *Mobilisation of peripheral blood progenitor cells (PBPC)*

#### *In patients undergoing myelosuppressive or myeloablative therapy followed by autologous PBPC transplantation*

The recommended dose of filgrastim for PBPC mobilisation when used alone is 1.0 MU/kg/day (10 micrograms/kg/day) for 5-7 consecutive days. The timing of leukapheresis: 1 or 2 leukaphereses on days 5 and 6 which is often sufficient. In other circumstances, additional leukaphereses may be necessary. Filgrastim dosing should be maintained until the last leukapheresis.

The recommended dose of filgrastim for PBPC mobilisation after myelosuppressive chemotherapy is 0.5 MU/kg/day (5 micrograms/kg/day) given daily from the first day after completion of chemotherapy until the expected neutrophil nadir is passed and the neutrophil count has recovered to the normal range. Leukapheresis should be performed during the period when the ANC rises from  $< 0.5 \times 10^9/L$  to  $> 5.0 \times 10^9/L$ . For patients who have not had extensive chemotherapy, one leukapheresis is often sufficient. In other circumstances, additional leukaphereses are recommended.

*For the mobilisation of PBPCs in normal donors prior to allogeneic PBPC transplantation*

For PBPC mobilisation in normal donors, filgrastim should be administered at 1.0 MU/kg/day (10 micrograms/kg/day) for 4 - 5 consecutive days. Leukapheresis should be started at day 5 and continued until day 6 if needed in order to collect  $4 \times 10^6$  CD34<sup>+</sup> cells/kg recipient bodyweight.

*In patients with severe chronic neutropenia (SCN)*

*Congenital neutropenia*

The recommended starting dose is 1.2 MU/kg/day (12 micrograms/kg/day) as a single dose or in divided doses.

*Idiopathic or cyclic neutropenia*

The recommended starting dose is 0.5 MU/kg/day (5 micrograms/kg/day) as a single dose or in divided doses.

Dose adjustments: Filgrastim should be administered daily by subcutaneous injection until the neutrophil count has reached and can be maintained at more than  $1.5 \times 10^9/L$ . When the response has been obtained, the minimal effective dose to maintain this level should be established. Long-term daily administration is required to maintain an adequate neutrophil count. After one to two weeks of therapy, the initial dose may be doubled or halved depending upon the patient's response. Subsequently, the dose may be individually adjusted every 1-2 weeks to maintain the average neutrophil count between  $1.5 \times 10^9/L$  and  $10 \times 10^9/L$ . A faster schedule of dose escalation may be considered in patients presenting with severe infections. In clinical studies, 97% of patients who responded had a complete response at doses of  $\leq 2.4$  MU/kg/day (24 micrograms/kg/day). The long-term safety of administration of filgrastim at doses above 2.4 MU/kg/day (24 micrograms/kg/day) in patients with SCN has not been established.

*In patients with HIV infection*

*For reversal of neutropenia*

The recommended starting dose of filgrastim is 0.1 MU/kg/day (1 micrograms/kg/day) given daily with titration up to a maximum of 0.4 MU/kg/day (4 micrograms/kg/day) until a normal neutrophil count is reached and can be maintained ( $ANC > 2.0 \times 10^9/L$ ). In clinical studies, more than 90% of patients responded at these doses, achieving a reversal of neutropenia in a median of 2 days. In a small number of patients ( $< 10\%$ ), doses up to 1.0 MU/kg/day (10 micrograms/kg/day) were required to achieve reversal of neutropenia.

*For maintenance of normal neutrophil counts*

When reversal of neutropenia has been achieved, the minimal effective dose to maintain a normal neutrophil count should be established. Initial dose adjustment to alternate day dosing with 30 MU/day (300 micrograms/day) is recommended. Further dose adjustment may be necessary, as determined by the patient's ANC, to maintain the neutrophil count at  $> 2.0 \times 10^9/L$ . In clinical studies, dosing with 30 MU/day (300 micrograms/day) on 1 - 7 days per week was required to maintain the  $ANC > 2.0 \times 10^9/L$ , with the median dose frequency being 3 days per week. Long-term administration may be required to maintain the  $ANC > 2.0 \times 10^9/L$ .

## *Special populations*

### *Elderly patients*

Clinical trials with filgrastim have included a small number of elderly patients but special studies have not been performed in this group and therefore specific posology recommendations cannot be made.

### *Patients with renal/hepatic impairment*

Studies of filgrastim in patients with severe impairment of renal or hepatic function demonstrate that it exhibits a similar pharmacokinetic and pharmacodynamic profile to that seen in normal individuals. Dose adjustment is not required in these circumstances.

### *Paediatric patients in the SCN and cancer settings*

Sixty-five percent of patients studied in a SCN trial program with filgrastim administration, were under 18 years of age. The efficacy of the treatment was clear for this age group, which included most patients with congenital neutropenia. There were no differences in the safety profiles for paediatric patients treated for SCN.

Data from clinical studies in paediatric patients indicate that the safety and efficacy of filgrastim are similar in both adults and children receiving cytotoxic chemotherapy.

The dosage recommendations in paediatric patients are the same as those in adults receiving myelosuppressive cytotoxic chemotherapy.

## Method of administration

### *Established cytotoxic chemotherapy*

Filgrastim may be administered as a daily subcutaneous injection or alternatively as a daily intravenous infusion diluted in glucose 50 mg/ml (5%) solution over 30 minutes. For further instructions on dilution prior to infusion see section 6.6. The subcutaneous route is preferred in most cases. There is some evidence from a study of single dose administration that intravenous dosing may shorten the duration of effect. The clinical relevance of this finding to multiple dose administration is not clear. The choice of route should depend on the individual clinical circumstance. In randomised clinical studies, a subcutaneous dose of 23 MU/m<sup>2</sup>/day (230 micrograms/m<sup>2</sup>/day) or rather 4-8.4 micrograms/kg/day was used.

### *Patients treated with myeloablative therapy followed by bone marrow transplantation*

Filgrastim is administered as an intravenous short-term infusion over 30 minutes or as a subcutaneous or intravenous continuous infusion over 24 hours, in each case after dilution in 20 ml of glucose 50 mg/ml (5%) solution. For further instructions on dilution with glucose 50 mg/ml (5%) solution prior to infusion see section 6.6.

### *In patients with Mobilisation of PBPC*

Filgrastim for PBPC mobilisation when used alone:

Filgrastim may be given as a 24 hour subcutaneous continuous infusion or subcutaneous injection. For infusions filgrastim should be diluted in 20ml of 5% glucose solution (see section 6.6).

Filgrastim for PBPC mobilisation after myelosuppressive chemotherapy:

Filgrastim should be given by subcutaneous injection.

### *For the mobilisation of PBPCs in normal donors prior to allogeneic PBPC transplantation*

Filgrastim should be given by subcutaneous injection.

#### *In patients with SCN*

Congenital, idiopathic or cyclic neutropenia ; filgrastim should be given by subcutaneous injection.

#### *In patients with HIV infection*

For the reversal of neutropenia and maintenance of normal neutrophil counts in patients with HIV infection, filgrastim is administered subcutaneously.

### **4.3 Contraindications**

Hypersensitivity to the active substance or to any of the excipients listed in section 6.1.

### **4.4 Special warnings and precautions for use**

#### Special warnings

Filgrastim should not be used to increase the dose of cytotoxic chemotherapy beyond established dosage regimens.

Filgrastim should not be administered to patients with severe congenital neutropenia who develop leukaemia or have evidence of leukaemic evolution.

Hypersensitivity, including anaphylactic reactions, occurring on initial or subsequent treatment have been reported in patients treated with filgrastim. Permanently discontinue filgrastim in patients with clinically significant hypersensitivity. Do not administer filgrastim to patients with a history of hypersensitivity to filgrastim or pegfilgrastim.

As with all therapeutic proteins, there is a potential for immunogenicity. Rates of generation of antibodies against filgrastim is generally low. Binding antibodies do occur as expected with all biologics; however, they have not been associated with neutralising activity at present.

#### Special precautions in patients with acute myeloid leukaemia (AML)

##### *Malignant cell growth*

G-CSF can promote growth of myeloid cells *in vitro* and similar effects may be seen on some non-myeloid cells *in vitro*.

The safety and efficacy of filgrastim administration in patients with myelodysplastic syndrome or chronic myelogenous leukaemia have not been established. Therefore, filgrastim is not indicated for use in these conditions. Particular care should be taken to distinguish the diagnosis of blast transformation of chronic myeloid leukaemia from acute myeloid leukaemia.

In view of limited safety and efficacy data in patients with secondary AML, filgrastim should be administered with caution. The safety and efficacy of filgrastim administration in *de novo* AML patients aged < 55 years with good cytogenetics [t (8; 21), t (15; 17), and inv (16)] have not been established.

##### *Other special precautions*

Monitoring of bone density may be indicated in patients with underlying osteoporotic bone diseases who undergo continuous therapy with filgrastim for more than 6 months.

Pulmonary adverse reactions, in particular interstitial pneumonia, have been reported after G-CSF

administration. Patients with a recent history of pulmonary infiltrates or pneumonia may be at higher risk. The onset of pulmonary signs such as cough, fever and dyspnoea in association with radiological signs of pulmonary infiltrates and deterioration in pulmonary function may be preliminary signs of Adult Respiratory Distress Syndrome (ARDS). Filgrastim should be discontinued and appropriate treatment given in these cases.

Capillary leak syndrome has been reported after granulocyte colony-stimulating factor administration, and is characterised by hypotension, hypoalbuminaemia, oedema and hemoconcentration. Patients who develop symptoms of capillary leak syndrome should be closely monitored and receive standard symptomatic treatment, which may include a need for intensive care (see section 4.8).

#### Special precautions in cancer patients

Cases of splenomegaly and splenic rupture have been reported uncommonly following administration of filgrastim. Some cases of splenic rupture were fatal. Individuals receiving filgrastim who report left upper abdominal and/ or shoulder tip pain should be evaluated for an enlarged spleen or splenic rupture.

#### *Leukocytosis*

White blood cell counts of  $100 \times 10^9/L$  or greater have been observed in less than 5% of patients receiving filgrastim at doses above 0.3 MIU/kg/day ( $3 \mu\text{g/kg/day}$ ). No undesirable effects directly attributable to this degree of leukocytosis have been reported. However, in view of the potential risks associated with severe leukocytosis, a white blood cell count should be performed at regular intervals during filgrastim therapy. If leukocyte counts exceed  $50 \times 10^9/L$  after the expected nadir, filgrastim should be discontinued immediately. However, during the period of administration of filgrastim for PBPC mobilisation, filgrastim should be discontinued or its dosage should be reduced if the leukocyte counts rise to  $> 70 \times 10^9/L$ .

#### *Risks associated with increased doses of chemotherapy*

Special caution should be used when treating patients with high dose chemotherapy because improved tumour outcome has not been demonstrated and intensified doses of chemotherapeutic agents may lead to increased toxicities including cardiac, pulmonary, neurologic and dermatologic effects (please refer to the prescribing information of the specific chemotherapy agents used).

Treatment with filgrastim alone does not preclude thrombocytopenia and anaemia due to myelosuppressive chemotherapy. Because of the potential of receiving higher doses of chemotherapy (e.g. full doses on the prescribed schedule) the patient may be at greater risk of thrombocytopenia and anaemia. Regular monitoring of platelet count and haematocrit is recommended. Special care should be taken when administering single or combination chemotherapeutic agents which are known to cause severe thrombocytopenia.

The use of filgrastim-mobilised PBPCs has been shown to reduce the depth and duration of thrombocytopenia following myelosuppressive or myeloablative chemotherapy.

#### *Other special precautions*

The effects of filgrastim in patients with substantially reduced myeloid progenitors have not been studied. Filgrastim acts primarily on neutrophil precursors to exert its effect in elevating neutrophil counts. Therefore, in patients with reduced precursors, neutrophil response may be diminished (such as those treated with extensive radiotherapy or chemotherapy, or those with bone marrow infiltration by tumour).

Vascular disorders, including veno-occlusive disease and fluid volume disturbances, have been reported occasionally in patients undergoing high dose chemotherapy followed by transplantation.

There have been reports of graft versus host disease (GvHD) and fatalities in patients receiving G-CSF after allogeneic bone marrow transplantation (see section 4.8 and 5.1).

Increased haematopoietic activity of the bone marrow in response to growth factor therapy has been associated with transient abnormal bone scans. This should be considered when interpreting bone-imaging results.

#### Special precautions in patients undergoing PBPC mobilization

##### *Mobilization of PBPC*

There are no prospectively randomised comparisons of the two recommended mobilisation methods (filgrastim alone, or in combination with myelosuppressive chemotherapy) within the same patient population. The degree of variation between individual patients and between laboratory assays of CD34<sup>+</sup> cells mean that direct comparison between different studies is difficult. It is therefore difficult to recommend an optimal method. The choice of mobilisation method should be considered in relation to the overall objectives of treatment for an individual patient.

##### *Prior exposure to cytotoxic agents*

Patients who have undergone very extensive prior myelosuppressive therapy may not show sufficient mobilisation of PBPC to achieve the recommended minimum yield ( $2.0 \times 10^6$  CD34<sup>+</sup> cells/kg) or acceleration of platelet recovery to the same degree.

Some cytotoxic agents exhibit particular toxicities to the haematopoietic progenitor pool and may adversely affect progenitor mobilisation. Agents such as melphalan, carmustine (BCNU) and carboplatin, when administered over prolonged periods prior to attempts at progenitor mobilisation, may reduce progenitor yield. However, the administration of melphalan, carboplatin or carmustine (BCNU) together with filgrastim has been shown to be effective for progenitor mobilisation. When peripheral blood progenitor cell transplantation is envisaged it is advisable to plan the stem cell mobilization procedure early in the treatment course of the patient. Particular attention should be paid to the number of progenitors mobilised in such patients before the administration of high-dose chemotherapy. If yields are inadequate, as measured by the criteria above, alternative forms of treatment not requiring progenitor support should be considered.

##### *Assessment of progenitor cell yields*

In assessing the number of progenitor cells harvested in patients treated with filgrastim, particular attention should be paid to the method of quantitation. The results of flow cytometric analysis of CD34<sup>+</sup> cell numbers vary depending on the precise methodology used and therefore, recommendations of numbers based on studies in other laboratories need to be interpreted with caution.

Statistical analysis of the relationship between the number of CD34<sup>+</sup> cells re-infused and the rate of platelet recovery after high-dose chemotherapy indicates a complex but continuous relationship.

The recommendation of a minimum yield of  $\geq 2.0 \times 10^6$  CD34<sup>+</sup> cells/kg is based on published experience resulting in adequate haematologic reconstitution. Yields in excess of this minimum yield appear to correlate with more rapid recovery; those below with slower recovery.

#### Special precautions in normal donors undergoing peripheral blood progenitor cell mobilization

Mobilisation of PBPC does not provide a direct clinical benefit to normal donors and should only be considered for the purposes of allogeneic stem cell transplantation.

PBPC mobilisation should be considered only in donors who meet normal clinical and laboratory eligibility criteria for stem cell donation. Particular attention should be paid to haematological values

and infectious diseases. The safety and efficacy of filgrastim has not been assessed in normal donors less than 16 years or greater than 60 years of age.

Thrombocytopenia has been reported very commonly in patients receiving filgrastim. Platelet counts should therefore be monitored closely.

Transient thrombocytopenia (platelets  $< 100 \times 10^9/L$ ) following filgrastim administration and leukapheresis was observed in 35% of subjects studied. Among these, two cases of platelets  $< 50 \times 10^9/L$  were reported and attributed to the leukapheresis procedure. If more than one leukapheresis is required, particular attention should be paid to donors with platelets  $< 100 \times 10^9/L$  prior to leukapheresis; in general apheresis should not be performed if platelets are  $< 75 \times 10^9/L$ .

Leukapheresis should not be performed in donors who are anticoagulated or who have known defects in haemostasis. Filgrastim administration should be discontinued or its dosage should be reduced if the leukocyte counts rise to  $> 70 \times 10^9/L$ . Donors who receive G-CSFs for PBPC mobilisation should be monitored until haematological indices return to normal.

Transient cytogenetic abnormalities have been observed in normal donors following G-CSF use. The significance of these changes is unknown. Nevertheless, a risk of promotion of a malignant myeloid clone cannot be excluded. It is recommended that the apheresis centre perform a systematic record and tracking of the stem cell donors for at least 10 years to ensure monitoring of long-term safety.

Common but generally asymptomatic cases of splenomegaly and uncommon cases of splenic rupture have been reported in healthy donors and patients following administration of G-CSFs. Some cases of splenic rupture were fatal. Therefore, spleen size should be carefully monitored (e.g. clinical examination, ultrasound). A diagnosis of splenic rupture should be considered in donors and/or patients reporting left upper abdominal pain or shoulder tip pain.

In normal donors, dyspnoea has been reported commonly and other pulmonary adverse events (haemoptysis, pulmonary haemorrhage, lung infiltrates, and hypoxia) have been reported uncommonly. In case of suspected or confirmed pulmonary adverse events, discontinuation of treatment with filgrastim should be considered and appropriate medical care given.

#### Special precautions in recipients of allogeneic PBPC mobilised with filgrastim

Current data indicate that immunological interactions between the allogeneic PBPC graft and the recipient may be associated with an increased risk of acute and chronic GvHD when compared with bone marrow transplantation.

#### Special precautions in SCN patients

##### *Blood cell counts*

Thrombocytopenia has been reported commonly in patients receiving filgrastim. Platelet counts should be monitored closely, especially during the first few weeks of filgrastim therapy. Consideration should be given to intermittent cessation or decreasing the dose of filgrastim in patients who develop thrombocytopenia, i.e. platelets consistently  $< 100,000/mm^3$ . Other blood cell changes occur, including anaemia and transient increases in myeloid progenitors, which require close monitoring of cell counts.

##### *Transformation to leukaemia or myelodysplastic syndrome*

Special care should be taken in the diagnosis of SCNs to distinguish them from other haematopoietic disorders such as aplastic anaemia, myelodysplasia and myeloid leukaemia. Complete blood cell counts with differential and platelet counts and an evaluation of bone marrow morphology and karyotype should be performed prior to treatment.

There was a low frequency (approximately 3%) of myelodysplastic syndromes (MDS) or leukaemia in clinical trial patients with SCN treated with filgrastim. This observation has only been made in patients with congenital neutropenia. MDS and leukaemias are natural complications of the disease and are of uncertain relation to filgrastim therapy. A subset of approximately 12% of patients who had normal cytogenetic evaluations at baseline was subsequently found to have abnormalities, including monosomy 7, on routine repeat evaluation. If patients with SCN develop abnormal cytogenetics, the risks and benefits of continuing filgrastim should be carefully weighed; filgrastim should be discontinued if MDS or leukaemia occurs. It is currently unclear whether long-term treatment of patients with SCN will predispose patients to cytogenetic abnormalities, MDS or leukaemic transformation. It is recommended to perform morphologic and cytogenetic bone marrow examinations in patients at regular intervals (approximately every 12 months).

#### *Other special precautions*

Causes of transient neutropenia such as viral infections should be excluded.

Cases of splenomegaly have been reported very commonly and cases of splenic rupture have been reported commonly following administration of filgrastim. Individuals receiving filgrastim who report left upper abdominal and/ or shoulder tip pain should be evaluated for an enlarged spleen or splenic rupture.

Splenomegaly is a direct effect of treatment with filgrastim. Thirty-one percent (31%) of patients in studies were documented as having palpable splenomegaly. Increases in volume, measured radiographically occurred early during filgrastim therapy and tended to plateau later in treatment. Dose reductions were noted to slow or stop the progression of splenic enlargement and in 3% of patients a splenectomy was required. Spleen size should be evaluated regularly. Abdominal palpation should be sufficient to detect abnormal increases in splenic volume.

Haematuria was common and proteinuria occurred in a small number of patients. Regular urinalysis should be performed to monitor this event.

The safety and efficacy in neonates and patients with autoimmune neutropenia have not been established.

#### Special precautions in patients with HIV infection

Cases of splenomegaly have been reported commonly following administration of filgrastim. Individuals receiving filgrastim who report left upper abdominal and/ or shoulder tip pain should be evaluated for an enlarged spleen or splenic rupture.

#### *Blood cell counts*

ANC should be monitored closely, especially during the first few weeks of filgrastim therapy. Some patients may respond very rapidly and with a considerable increase in neutrophil count to the initial dose of filgrastim. It is recommended that the ANC is measured daily for the first 2 to 3 days of filgrastim administration. Thereafter, it is recommended that the ANC is measured at least twice weekly for the first two weeks and subsequently once per week or once every other week during maintenance therapy. During intermittent dosing with 30 MU (300 microgram)/day of filgrastim, there can be wide fluctuations in the patient's ANC over time. In order to determine a patient's trough or nadir ANC, it is recommended that blood samples are taken for ANC measurement immediately prior to any scheduled dosing with filgrastim.

#### *Risk associated with increased doses of myelosuppressive medicinal products*

Treatment with filgrastim alone does not preclude thrombocytopenia and anaemia due to myelosuppressive medicinal products. As a result of the potential to receive higher doses or a greater number of these medicinal products with filgrastim therapy, the patient may be at higher risk of developing thrombocytopenia and anaemia. Regular monitoring of blood counts is recommended



(see above).

#### *Infections and malignancies causing myelosuppression*

Neutropenia may be due to bone marrow infiltrating opportunistic infections such as *Mycobacterium avium* complex or malignancies such as lymphoma. In patients with known bone marrow-infiltrating infections or malignancy, consider appropriate therapy for treatment of the underlying condition in addition to administration of filgrastim for treatment of neutropenia. The effects of filgrastim on neutropenia due to bone marrow-infiltrating infection or malignancy have not been well established.

#### Special precautions in sickle cell disease

Sickle cells crises, in some cases fatal, have been reported with the use of filgrastim in subjects with sickle cell disease. Physicians should exercise caution when considering the use of filgrastim in patients with sickle cell disease and only after careful evaluation of the potential risks and benefits.

#### All patients

Accofil contains sorbitol (E420) as an excipient at a concentration of 50 mg/ml. Patients with rare hereditary problems of fructose intolerance should not use this medicinal product.

The needle cover of the pre-filled syringe contains dry natural rubber (a derivative of latex), which may cause allergic reactions.

In order to improve the traceability of granulocyte-colony stimulating factors (G-CSFs), the trade name of the administered product should be clearly recorded in the patient file.

#### **4.5 Interaction with other medicinal products and other forms of interaction**

The safety and efficacy of filgrastim given on the same day as myelosuppressive cytotoxic chemotherapy have not been definitively established. In view of the sensitivity of rapidly dividing myeloid cells to myelosuppressive cytotoxic chemotherapy, the use of filgrastim is not recommended in the period from 24 hours before to 24 hours after chemotherapy. Preliminary evidence from a small number of patients treated concomitantly with filgrastim and 5-Fluorouracil indicates that the severity of neutropenia may be exacerbated.

Possible interactions with other haematopoietic growth factors and cytokines have not yet been investigated in clinical trials.

Since lithium promotes the release of neutrophils, it is likely to potentiate the effect of filgrastim. Although this interaction has not been formally investigated, there is no evidence that such an interaction is harmful.

#### **4.6 Fertility, pregnancy and lactation**

##### Pregnancy

There are no or limited data from the use of filgrastim in pregnant women. Studies in animals have shown reproductive toxicity. An increased incidence of embryo-loss has been observed in rabbits at high multiples of the clinical exposure and in the presence of maternal toxicity (see section 5.3). There are reports in the literature where the transplacental passage of filgrastim in pregnant women has been demonstrated.

Filgrastim is not recommended during pregnancy.

##### Breast-feeding

It is unknown whether filgrastim / metabolites are excreted in human milk. A risk to the newborns /infants cannot be excluded. A decision must be made whether to discontinue breastfeeding Or to discontinue/abstain from filgrastim therapy taking into account the benefit of breast feeding for the child and the benefit of therapy for the woman.

### Fertility

Filgrastim did not affect reproductive performance or fertility in male or female rats (see section 5.3).

### **4.7 Effects on ability to drive and use machines**

No studies on the effects on the ability to drive and use machines have been performed.

### **4.8 Undesirable effects**

#### Summary of the safety profile

In clinical trials on cancer patients treated with filgrastim, the most frequent undesirable effect was musculoskeletal pain which was mild or moderate in 10% and in 3% of patients respectively.

Graft versus Host Disease (GvHD) has also been reported.

In PBPC mobilization in normal donors the most commonly reported undesirable effect was musculoskeletal pain. Leukocytosis was observed in donors and thrombocytopenia following filgrastim and leukapheresis was also observed in donors. Splenomegaly and splenic rupture were also reported. Some cases of splenic rupture were fatal.

In SCN patients the most frequent undesirable effects attributable to filgrastim were bone pain, general musculoskeletal pain and splenomegaly. Myelodysplastic syndromes (MDS) or leukaemia have developed in patients with congenital neutropenia treated with filgrastim (see section 4.4).

Capillary leak syndrome, which can be life-threatening if treatment is delayed, has been reported uncommonly ( $\geq 1/1000$  to  $< 1/100$ ) in cancer patients undergoing chemotherapy and healthy donors undergoing peripheral blood progenitor cell mobilization following administration of granulocyte colony-stimulating factors (see section 4.4 and section 4.8).

In clinical studies with filgrastim administration to HIV patients, the only adverse effects consistently considered to be related to filgrastim administration were musculoskeletal pain, bone pain and myalgia.

#### Tabulated summary of adverse reactions

The data in the tables below describe adverse reactions reported from clinical trials and spontaneous reporting. Within each frequency grouping undesirable effects are presented in order of decreasing seriousness. Data are presented separately for cancer patients, PBPC mobilisation in normal donors, SCN patients and patients with HIV, reflecting the different adverse reaction profiles in these populations.

The assessment of undesirable effects is based on the following frequency data:

Very common:  $\geq 1/10$

Common:  $\geq 1/100$  to  $< 1/10$

Uncommon:  $\geq 1/1,000$  to  $< 1/100$

Rare:  $\geq 1/10,000$  to  $< 1/1,000$

Very rare:  $< 1/10,000$

Not known: cannot be estimated from the available data.

*Cancer patients*

MedDRA system organ class	Adverse reactions				
	Very common	Common	Uncommon	Rare	Very rare
<b>Blood and lymphatic system disorders</b>			Sickle cell crisis <sup>a</sup> Splenomegaly Splenic rupture		
<b>Immune system disorders</b>		Drug hypersensitivity <sup>a</sup>	Graft versus Host Disease <sup>b</sup>		
<b>Metabolism and nutrition disorders</b>	Blood uric acid increased  Blood lactate dehydrogenase increased  Decreased appetite <sup>a</sup>		Pseudogout <sup>b</sup>		
<b>Nervous system disorders</b>	Headache <sup>a</sup>				
<b>Vascular Disorders</b>		Hypotension	Veno-occlusive disease <sup>d</sup>  Fluid volume disturbances  Capillary leak syndrome <sup>a</sup>		
<b>Respiratory, thoracic and mediastinal disorders</b>	Oropharyngeal pain <sup>a</sup>  Cough <sup>a</sup>  Dyspnoea	Haemoptysis <sup>c</sup>	Acute respiratory distress syndrome <sup>a</sup>  Respiratory failure <sup>a</sup>  Pulmonary oedema <sup>a</sup>  Interstitial lung disease <sup>a</sup>  Lung infiltration <sup>a</sup>  Pulmonary haemorrhage		
<b>Gastrointestinal disorders</b>	Diarrhoea <sup>a</sup>  Vomiting <sup>a</sup>  Constipation <sup>a</sup>				

MedDRA system organ class	Adverse reactions				
	Very common	Common	Uncommon	Rare	Very rare
	Nausea <sup>a</sup>				
<b>Hepatobiliary disorders</b>	Gamma-glutamyl transferase increased  Blood alkaline phosphatase increased				
<b>Skin and subcutaneous tissue disorders</b>	Rash <sup>a</sup>  Alopecia <sup>a</sup>		Sweets syndrome  Cutaneous vasculitis <sup>a</sup>		
<b>Musculoskeletal and connective tissue disorders</b>	Musculoskeletal pain <sup>c</sup>		Exacerbation of rheumatoid arthritis		
<b>Renal and urinary disorders</b>		Dysuria	Urine abnormality		
<b>General disorders and administration site conditions</b>	Asthenia <sup>a</sup>  Fatigue <sup>a</sup>  Mucosal inflammation <sup>a</sup>	Chest pain <sup>a</sup>	Pain <sup>a</sup>		

<sup>a</sup> See section 4.8, Description of selected adverse reactions

<sup>b</sup> There have been reports of GvHD and fatalities in patients after allogeneic bone marrow transplantation (see section 4.8, Description of selected adverse reactions)

<sup>c</sup> Includes bone pain, back pain, arthralgia, myalgia, pain in extremity, musculoskeletal pain, musculoskeletal chest pain, neck pain

<sup>d</sup> Cases were observed in the post-marketing setting with filgrastim in patients undergoing bone marrow transplant or PBPC mobilization

<sup>e</sup> Cases were observed in the clinical trial setting with filgrastim

*PBPC mobilisation in normal donors*

MedDRA system organ class	Adverse reactions				
	Very common	Common	Uncommon	Rare	Very rare
<b>Blood and lymphatic system disorders</b>	Thrombocytopenia  Leukocytosis	Splenomegaly <sup>a</sup>	Splenic rupture Sickle cell crisis <sup>a</sup>		
<b>Immune system disorders</b>			Anaphylactic reaction		
<b>Metabolism and nutrition disorders</b>		Blood lactate dehydrogenase increased	Hyperuricaemia  (blood uric acid increased)		
<b>Nervous system disorders</b>	Headache				

MedDRA system organ class	Adverse reactions				
	Very common	Common	Uncommon	Rare	Very rare
<b>Vascular disorders</b>			Capillary leak syndrome <sup>a</sup>		
<b>Respiratory, thoracic and mediastinal disorders</b>		Dyspnoea	Pulmonary haemorrhage Haemoptysis Lung infiltration Hypoxia		
<b>Hepatobiliary disorders</b>		Blood alkaline phosphatase increased	Aspartate aminotransferase increased		
<b>Musculoskeletal and connective tissue disorders</b>	Musculoskeletal pain*		Rheumatoid arthritis aggravated		

<sup>a</sup>see section 4.8, Description of selected adverse reactions

\*includes bone pain, back pain, arthralgia, myalgia, pain in extremity, musculoskeletal pain, musculoskeletal chest pain, neck pain

#### *SCN patients*

MedDRA system organ class	Adverse reactions				
	Very common	Common	Uncommon	Rare	Very rare
<b>Blood and lymphatic system disorders</b>	Splenomegaly Anaemia	Thrombocytopenia Splenic rupture	Sickle cell crisis <sup>a</sup>		
<b>Metabolism and nutrition disorders</b>	Hyperuricaemia Blood glucose decreased Blood lactate dehydrogenase increased				
<b>Nervous system disorders</b>	Headache				
<b>Respiratory, thoracic and mediastinal disorders</b>	Epistaxis				
<b>Gastrointestinal disorders</b>	Diarrhoea				
<b>Hepatobiliary disorders</b>	Hepatomegaly Blood alkaline phosphatase increased				
<b>Skin and subcutaneous tissue disorders</b>	Rash	Cutaneous vasculitis Alopecia			

MedDRA system organ class	Adverse reactions				
	Very common	Common	Uncommon	Rare	Very rare
<b>Musculoskeletal and connective tissue disorders</b>	Musculoskeletal pain* Arthralgia	Osteoporosis			
<b>Renal and urinary disorders</b>		Haematuria	Proteinuria		
<b>General disorders and administration site conditions</b>		Injection site reaction			

<sup>a</sup>see section 4.8, Description of selected adverse reactions

\*includes bone pain, back pain, arthralgia, myalgia, pain in extremity, musculoskeletal pain, musculoskeletal chest pain, neck pain

#### *Patients with HIV*

MedDRA system organ class	Adverse reactions				
	Very common	Common	Uncommon	Rare	Very rare
<b>Blood and lymphatic system disorders</b>		Splenomegaly	Sickle cell crisis <sup>a</sup>		
<b>Musculoskeletal and connective tissue disorders</b>	Musculoskeletal pain*				

<sup>a</sup>see section 4.8, Description of selected adverse reactions

\*includes bone pain, back pain, arthralgia, myalgia, pain in extremity, musculoskeletal pain, musculoskeletal chest pain, neck pain

#### Description of selected adverse reactions

There have been reports of GvHD and fatalities in patients receiving G-CSF after allogeneic bone marrow transplantation (see sections 4.4 and 5.1).

Cases of capillary leak syndrome have been reported in the post marketing setting with granulocyte colony-stimulating factor use. These have generally occurred in patients with advanced malignant diseases, sepsis, taking multiple chemotherapy medications or undergoing apheresis (see section 4.4).

#### *Cancer patients*

In randomised, placebo-controlled clinical studies, filgrastim did not increase the incidence of undesirable effects associated with cytotoxic chemotherapy. In those clinical trials, undesirable effects reported with equal frequency in cancer patients treated with filgrastim/chemotherapy and placebo/chemotherapy included nausea and vomiting, alopecia, diarrhoea, fatigue, anorexia, mucositis, headache, cough, skin rash, chest pain, generalised weakness, sore throat, constipation and pain.

In the post-marketing setting cutaneous vasculitis has been reported in patients treated with filgrastim. The mechanism of vasculitis in patients receiving filgrastim is unknown. The frequency is estimated as uncommon from clinical trial data.

Cases of Sweets syndrome (acute febrile dermatosis) have been reported in the post-marketing setting. The frequency is estimated as uncommon from clinical trial data.

In clinical studies and the post-marketing setting pulmonary adverse effects including interstitial lung disease, pulmonary oedema, and lung infiltration have been reported in some cases with an outcome of respiratory failure or acute respiratory distress syndrome (ARDS), which may be fatal (see section 4.4)

Cases of splenomegaly and splenic rupture have been reported uncommonly following administration of filgrastim. Some cases of splenic rupture were fatal (see section 4.4).

Hypersensitivity-type reactions including anaphylaxis, rash, urticaria, angioedema, dyspnoea and hypotension occurred on initial or subsequent treatment in clinical studies and in post-marketing experience. Overall, reports were more common after intravenous administration. In some cases, symptoms have recurred with rechallenge, suggesting a causal relationship. Filgrastim should be permanently discontinued in patients who experience a serious allergic reaction.

In the post-marketing setting, isolated cases of sickle cell crises have been reported in patients with sickle cell disease (see section 4.4). The frequency is estimated as uncommon from clinical trial data.

Pseudogout has been reported in cancer patients treated with filgrastim, and the frequency is estimated as uncommon from clinical trial data.

#### *PBPC mobilisation in normal donors*

Common but generally asymptomatic cases of splenomegaly and uncommon cases of splenic rupture have been reported in patients and healthy donors following filgrastim administration (see section 4.4).

Pulmonary adverse events such as haemoptysis, pulmonary haemorrhage, lung infiltration, dyspnoea, and hypoxia have been reported (see section 4.4).

Exacerbation of arthritic symptoms has been uncommonly reported.

Leukocytosis ( $WBC > 50 \times 10^9/L$ ) was observed in 41% of donors and transient thrombocytopenia (platelets  $< 100 \times 10^9/L$ ) following filgrastim treatment and leukapheresis was observed in 35% of donors.

#### *In SCN patients*

Undesirable effects include splenomegaly, which maybe progressive in a minority of cases and thrombocytopenia (see section 4.4)..

Undesirable effects possibly related to filgrastim therapy and typically occurring in <2% of SCN patients were injection site reaction, headache, hepatomegaly, arthralgia, alopecia, osteoporosis, and rash.

During long-term use cutaneous vasculitis has been reported in 2% of SCN patients.

#### *In patients with HIV*

Splenomegaly was reported to be related to filgrastim therapy in <3% of patients. In all cases of splenic enlargement in HIV patients, this was mild or moderate on physical examination and the clinical course was benign; no patients had a diagnosis of hypersplenism and no patients underwent splenectomy. As splenic enlargement is a common finding in patients with HIV infection and is present to varying degrees in most patients with AIDS, the relationship to filgrastim treatment is unclear (see section 4.4)..

### Paediatric population

Data from clinical studies in paediatric patients indicate that the safety and efficacy of filgrastim are similar in both adults and children receiving cytotoxic chemotherapy suggesting no age-related differences in the pharmacokinetics of filgrastim. The only consistently reported adverse event was musculoskeletal pain which is no different from the experience in the adult population. There is insufficient data to further evaluate filgrastim use in paediatric subjects.

### Other special populations

#### *Elderly patients*

No overall differences in safety or effectiveness were observed between subjects over 65 years of age compared to younger adult (>18 years of age) subjects receiving cytotoxic chemotherapy and clinical experience has not identified differences in the responses between elderly and younger adult patients. There are insufficient data to evaluate Accofil use in elderly subjects for other approved Accofil indications.

#### *Paediatric SCN patients*

Cases of decreased bone density and osteoporosis have been reported in paediatric patients with severe chronic neutropenia receiving chronic treatment with filgrastim. The frequency is estimated as 'common' from clinical trial data.

### Reporting of suspected adverse reactions

Reporting suspected adverse reactions after authorisation of the medicinal product is important. It allows continued monitoring of the benefit/risk balance of the medicinal product. Healthcare professionals are asked to report any suspected adverse reactions via the national reporting system listed in Appendix V.

## **4.9 Overdose**

The effects of Accofil overdose have not been established. Discontinuation of filgrastim therapy usually results in a 50% decrease in circulating neutrophils within 1 to 2 days, with a return to normal levels in 1 to 7 days.

## **5. PHARMACOLOGICAL PROPERTIES**

### **5.1 Pharmacodynamic properties**

Pharmacotherapeutic group: cytokines, ATC code: L03AA02

Accofil is a biosimilar medicinal product. Detailed information is available on the website of the European Medicines Agency <http://www.ema.europa.eu>.

#### Pharmacodynamic effects

Human G-CSF is a glycoprotein which regulates the production and release of functional neutrophils from the bone marrow. Accofil containing r-metHuG-CSF (filgrastim) causes marked increases in peripheral blood neutrophil counts within 24 hours, with minor increases in monocytes. In some SCN patients, filgrastim can also induce a minor increase in the number of circulating eosinophils and basophils relative to baseline; some of these patients may present with eosinophilia or basophilia already prior to treatment. Elevations of neutrophil counts are dose-dependent at recommended doses. Neutrophils produced in response to filgrastim show normal or enhanced function as



demonstrated by tests of chemotactic and phagocytic function. Following termination of filgrastim therapy, circulating neutrophil counts decrease by 50% within 1 to 2 days, and to normal levels within 1 to 7 days.

Use of filgrastim in patients undergoing cytotoxic chemotherapy leads to significant reductions in the incidence, severity and duration of neutropenia and febrile neutropenia. Treatment with filgrastim significantly reduces the duration of febrile neutropenia, antibiotic use and hospitalisation after induction chemotherapy for acute myelogenous leukaemia or myeloablative therapy followed by bone marrow transplantation. The incidence of fever and documented infections were not reduced in either setting. The duration of fever was not reduced in patients undergoing myeloablative therapy followed by bone marrow transplantation.

Use of filgrastim, either alone, or after chemotherapy, mobilises haematopoietic progenitor cells into peripheral blood. These autologous PBPCs may be harvested and infused after high-dose cytotoxic therapy, either in place of, or in addition to bone marrow transplantation. Infusion of PBPCs accelerates haematopoietic recovery reducing the duration of risk for haemorrhagic complications and the need for platelet transfusions. Recipients of allogeneic PBPCs mobilised with filgrastim experienced significantly more rapid haematological recovery, leading to a significant decrease in time to unsupported platelet recovery when compared with allogeneic bone marrow transplantation.

One retrospective European study evaluating the use of G-CSF after allogeneic bone marrow transplantation in patients with acute leukaemias suggested an increase in the risk of GvHD, treatment related mortality (TRM) and mortality when G-CSF was administered. In a separate retrospective international study in patients with acute and chronic myelogenous leukaemias, no effect on the risk of GvHD, TRM and mortality was seen. A meta-analysis of allogeneic transplant studies, including the results of nine prospective randomized trials, 8 retrospective studies and 1 case-controlled study, did not detect an effect on the risks of acute GvHD, chronic GvHD or early treatment-related mortality.

<b>Relative risk (95% CI) of GvHD and TRM following treatment with G-CSF after bone marrow (BM) transplantation</b>					
<b>Publication</b>	<b>Period of Study</b>	<b>N</b>	<b>Acute Grade II - IV GvHD</b>	<b>Chronic GvHD</b>	<b>TRM</b>
Meta-Analysis (2003)	1986 - 2001 <sup>a</sup>	1198	1.08 (0.87, 1.33)	1.02 (0.82, 1.26)	0.70 (0.38, 1.31)
European Retrospective Study (2004)	1992 - 2002 <sup>b</sup>	1789	1.33 (1.08, 1.64)	1.29 (1.02, 1.61)	1.73 (1.30, 2.32)
International Retrospective Study (2006)	1995 - 2000 <sup>b</sup>	2110	1.11 (0.86, 1.42)	1.10 (0.86, 1.39)	1.26 (0.95, 1.67)

<sup>a</sup> Analysis includes studies involving BM transplant during this period; some studies used GM-CSF

<sup>b</sup> Analysis includes patients receiving BM transplant during this period

#### *Use of filgrastim for the mobilisation of PBPCs in normal donors prior to allogeneic PBPC transplantation*

In normal donors, a 10 micrograms/kg/day dose administered subcutaneously for 4 - 5 consecutive days allows a collection of  $\geq 4 \times 10^6$  CD34<sup>+</sup> cells/kg recipient body weight in the majority of the donors after two leukaphereses.

Use of filgrastim in adults with SCN (severe congenital, cyclic, and idiopathic neutropenia) induces a sustained increase in ANC in peripheral blood and a reduction of infection and related events.

Use of filgrastim in patients with HIV infection maintains normal neutrophil counts to allow scheduled dosing of antiviral and/or other myelosuppressive treatments. There is no evidence that patients with HIV infection treated with filgrastim show an increase in HIV replication.

As with other haematopoietic growth factors, G-CSF has shown *in vitro* stimulating properties on human endothelial cells.

## 5.2 Pharmacokinetic properties

### Absorption

Following subcutaneous administration of recommended doses, serum concentrations were maintained above 10 ng/ml for 8 - 16 hours.

### Distribution

The volume of distribution in blood is approximately 150 ml/kg.

### Elimination

Clearance of filgrastim has been shown to follow first-order pharmacokinetics after both subcutaneous or intravenous administration. The serum elimination half-life of filgrastim is approximately 3.5 hours, with a clearance rate of approximately 0.6 ml/min/kg. Continuous infusion with Accofil over a period of up to 28 days, in patients recovering from autologous bone-marrow transplantation, resulted in no evidence of drug accumulation and comparable half-lives.

### Linearity

There is a positive linear correlation between the dose and the serum concentration of filgrastim, whether administered intravenously or subcutaneously. Following subcutaneous administration of recommended doses, serum concentrations were maintained above 10ng/ml for 8 to 16 hours. The volume of distribution in blood is approximately 150ml/kg.

## 5.3 Preclinical safety data

Filgrastim was studied in repeated dose toxicity studies up to 1 year in duration which revealed changes attributable to the expected pharmacological actions including increases in leukocytes, myeloid hyperplasia in bone marrow, extramedullary granulopoiesis and splenic enlargement. These changes all reversed after discontinuation of treatment.

Effects of filgrastim on prenatal development have been studied in rats and rabbits. Intravenous (80 µg/kg/day) administration of filgrastim to rabbits during the period of organogenesis was maternally toxic and increased spontaneous abortion, post-implantation loss, and decreased mean live litter size and fetal weight were observed.

Based on reported data for another filgrastim product similar to Accofil, comparable findings plus increased fetal malformations were observed at 100 µg/kg/day, a maternally toxic dose which corresponded to a systemic exposure of approximately 50-90 times the exposures observed in patients treated with the clinical dose of 5 µg/kg/day. The no observed adverse effect level for embryo-fetal toxicity in this study was 10 µg/kg/day, which corresponded to a systemic exposure of approximately 3-5 times the exposures observed in patients treated with the clinical dose.

In pregnant rats, no maternal or fetal toxicity was observed at doses up to 575 µg/kg/day. Offspring of rats administered filgrastim during the peri-natal and lactation periods, exhibited a delay in external differentiation and growth retardation ( $\geq 20$  µg/kg/day) and slightly reduced survival rate (100 µg/kg/day).

Filgrastim had no observed effect on the fertility of male or female rats.

## 6. PHARMACEUTICAL PARTICULARS

### 6.1 List of excipients

Acetic acid glacial

Sodium hydroxide  
Sorbitol (E420)  
Polysorbate 80  
Water for injections

## **6.2 Incompatibilities**

Accofil must not be diluted with saline solutions.

Diluted filgrastim may be adsorbed to glass and plastic materials.

This medicinal product must not be mixed with other medicinal products except those mentioned in section 6.6.

## **6.3 Shelf life**

36 months.

Chemical and physical in-use stability of the diluted solution for infusion has been demonstrated for 24 hours at 2 °C to 8 °C. From a microbiological point of view, the product should be used immediately. If not used immediately, in-use storage times and conditions prior to use are the responsibility of the user and would normally not be longer than 24 hours at 2 °C to 8 °C, unless dilution has taken place in controlled and validated aseptic conditions.

## **6.4 Special precautions for storage**

Store in a refrigerator (2 °C – 8 °C). Do not freeze.

Accidental one-time exposure to freezing temperatures does not adversely affect the stability of Accofil. If exposure has been greater than 24 hours or frozen more than once then Accofil should NOT be used.

Within its shelf-life and for the purpose of ambulatory use, the patient may remove the product from the refrigerator and store it at room temperature (not above 25°C) for one single period of up to 15 days. At the end of this period, the product should not be put back in the refrigerator and should be disposed of.

Keep the syringe in the outer carton in order to protect from light.

For storage conditions of the diluted medicinal product, see section 6.3.

## **6.5 Nature and contents of container**

Pre-filled syringe with injection needle, with or without a needle safety guard. Package containing one, three, five, seven or ten pre-filled syringe (s), with or without blister and alcohol swabs. The packs without blister are without needle safety guard. The blister packs are for individual syringes with prefixed needle safety guard. The pre-filled syringes are made from Type I glass with a permanently attached stainless steel needle in the tip and have 1/40 printed markings for graduations from 0.1 mL to 1 mL on the barrel. The needle cover of the pre-filled syringe contains dry natural rubber (see section 4.4). Each pre-filled syringe contains 0.5 ml solution.

Not all pack sizes may be marketed.

## **6.6 Special precautions for disposal and other handling**

If required, Accofil may be diluted in 5% glucose. Dilution to a final concentration less than 0.2 MU (2 µg) per ml is not recommended at any time.

The solution should be visually inspected prior to use. Only clear solutions without particles should be used. Do not shake.

For patients treated with filgrastim diluted to concentrations below 1.5 MU (15 µg) per ml, human serum albumin (HSA) should be added to a final concentration of 2 mg/ml. Example: In a final injection volume of 20 ml, total doses of filgrastim less than 30 MU (300 µg) should be given with 0.2 ml of 200 mg/ml (20%) human albumin solution added.

Accofil contains no preservative. In view of the possible risk of microbial contamination, Accofil pre-filled syringes are for single use only.

When diluted in 5% glucose, Accofil is compatible with glass and a variety of plastics including PVC, polyolefin (a co-polymer of polypropylene and polyethylene) and polypropylene.

### **Using the pre-filled syringe with a needle safety guard**

The needle safety guard covers the needle after injection to prevent needle stick injury. This does not affect normal operation of the syringe. Depress the plunger slowly and evenly until the entire dose has been given and the plunger cannot be depressed any further. While maintaining pressure on the plunger, remove the syringe from the patient. The needle safety guard will cover the needle when releasing the plunger.

### **Using the pre-filled syringe without a needle safety guard**

Administer the dose as per standard protocol.

### **Disposal**

Any unused product or waste material should be disposed of in accordance with local requirements.

## **7. MARKETING AUTHORISATION HOLDER**

Accord Healthcare Limited  
Sage House, 319 Pinner Road  
North Harrow,  
Middlesex, HA1 4HF  
United Kingdom

## **8. MARKETING AUTHORISATION NUMBER(S)**

EU/1/14/946/003  
EU/1/14/946/004  
EU/1/14/946/011  
EU/1/14/946/012  
EU/1/14/946/013  
EU/1/14/946/014  
EU/1/14/946/015  
EU/1/14/946/016  
EU/1/14/946/018

**9. DATE OF FIRST AUTHORISATION/RENEWAL OF THE AUTHORISATION**

Date of first authorization: 18.09.2014

**10. DATE OF REVISION OF THE TEXT**

Detailed information on this medicinal product is available on the website of the European Medicines Agency <http://www.ema.europa.eu>

## **ANNEX II**

- A. MANUFACTURER(S) OF THE BIOLOGICAL ACTIVE SUBSTANCE(S) AND MANUFACTURER(S) RESPONSIBLE FOR BATCH RELEASE**
- B. CONDITIONS OR RESTRICTIONS REGARDING SUPPLY AND USE**
- C. OTHER CONDITIONS AND REQUIREMENTS OF THE MARKETING AUTHORISATION**
- D. CONDITIONS OR RESTRICTIONS WITH REGARD TO THE SAFE AND EFFECTIVE USE OF THE MEDICINAL PRODUCT**

**A. MANUFACTURER(S) OF THE BIOLOGICAL ACTIVE SUBSTANCE(S) AND MANUFACTURER(S) RESPONSIBLE FOR BATCH RELEASE**

Name and address of the manufacturer(s) of the biological active substance(s)

Intas Pharmaceuticals Ltd.  
Plot no: 423/P/A  
Sarkhej Bavla Highway  
Village Moraiya; Taluka Sanand,  
Ahmedabad – 382213 Gujarat  
India

Name and address of the manufacturer(s) responsible for batch release

Accord Healthcare Ltd.  
Sage House  
319 Pinner Road  
North Harrow  
Middlesex, HA1 4HF  
United Kingdom

**B. CONDITIONS OR RESTRICTIONS REGARDING SUPPLY AND USE**

Medicinal product subject to restricted medical prescription (see Annex I: Summary of Product Characteristics, section 4.2).

**C. OTHER CONDITIONS AND REQUIREMENTS OF THE MARKETING AUTHORISATION**

- **Periodic safety update reports**

The marketing authorisation holder shall submit PSURs for this product in accordance with the requirements set out in the list of Union reference dates (EURD list) provided for under Article 107c(7) of Directive 2001/83/EC and published on the European medicines web-portal.

**D. CONDITIONS OR RESTRICTIONS WITH REGARD TO THE SAFE AND EFFECTIVE USE OF THE MEDICINAL PRODUCT**

- **Risk Management Plan (RMP)**

The MAH shall perform the required pharmacovigilance activities and interventions detailed in the agreed RMP presented in Module 1.8.2 of the Marketing Authorisation and any agreed subsequent updates of the RMP.

An updated RMP should be submitted:

- At the request of the European Medicines Agency;
- Whenever the risk management system is modified, especially as the result of new

information being received that may lead to a significant change to the benefit/risk profile or as the result of an important (pharmacovigilance or risk minimisation) milestone being reached.

If the submission of a PSUR and the update of a RMP coincide, they can be submitted at the same time.



**ANNEX III**  
**LABELLING AND PACKAGE LEAFLET**

## **A. LABELLING**

**PARTICULARS TO APPEAR ON THE OUTER PACKAGING**

**Outer Carton**

**1. NAME OF THE MEDICINAL PRODUCT**

Accofil 30 MU/0.5 ml solution for injection/infusion  
filgrastim

**2. STATEMENT OF ACTIVE SUBSTANCE(S)**

Each syringe in 0.5 ml contains 30 MU of filgrastim (0.6 mg/ml).

**3. LIST OF EXCIPIENTS**

Acetic acid, sodium hydroxide, sorbitol (E420), polysorbate 80, and water for injection.

**4. PHARMACEUTICAL FORM AND CONTENTS**

1 pre-filled syringe (0.5 ml) + 1 alcohol swab  
“5 pre-filled syringes (0.5 ml) + 5 alcohol swabs”  
“3 pre-filled syringe (0.5 ml) + 3 alcohol swabs”  
“10 pre-filled syringe (0.5 ml) + 10 alcohol swabs”

**5. METHOD AND ROUTE(S) OF ADMINISTRATION**

Read the package leaflet before use.  
For single use only.  
Subcutaneous or intravenous use.  
Do not shake

**6. SPECIAL WARNING THAT THE MEDICINAL PRODUCT MUST BE STORED OUT OF SIGHT AND REACH OF CHILDREN**

Keep out of the sight and reach of children.

**7. OTHER SPECIAL WARNING(S), IF NECESSARY**

**8. EXPIRY DATE**

EXP:

**9. SPECIAL STORAGE CONDITIONS**

Store in a refrigerator. Do not freeze.  
Keep the syringe in the outer carton in order to protect from light.

**10. SPECIAL PRECAUTIONS FOR DISPOSAL OF UNUSED MEDICINAL PRODUCTS OR WASTE MATERIALS DERIVED FROM SUCH MEDICINAL PRODUCTS, IF APPROPRIATE**

**11. NAME AND ADDRESS OF THE MARKETING AUTHORISATION HOLDER**

Accord Healthcare Limited  
Sage House, 319 Pinner Road  
North Harrow,  
Middlesex, HA1 4HF  
United Kingdom

**12. MARKETING AUTHORISATION NUMBER(S)**

EU/1/14/946/001 - 1 prefilled syringe  
EU/1/14/946/002 - 5 prefilled syringes  
EU/1/14/946/006 - 3 prefilled syringe  
EU/1/14/946/009 - 10 prefilled syringe

**13. BATCH NUMBER**

Lot

**14. GENERAL CLASSIFICATION FOR SUPPLY**

**15. INSTRUCTIONS ON USE**

**16. INFORMATION IN BRAILLE**

Accofil 30 MU/0.5 ml

**PARTICULARS TO APPEAR ON THE OUTER PACKAGING**

**Outer Carton – Pre-filled syringe with a needle safety guard in blister pack**

**1. NAME OF THE MEDICINAL PRODUCT**

Accofil 30 MU/0.5 ml solution for injection/infusion  
filgrastim

**2. STATEMENT OF ACTIVE SUBSTANCE(S)**

Each syringe in 0.5 ml contains 30 MU of filgrastim (0.6 mg/ml).

**3. LIST OF EXCIPIENTS**

Acetic acid, sodium hydroxide, sorbitol (E420), polysorbate 80, and water for injection.

**4. PHARMACEUTICAL FORM AND CONTENTS**

1 pre-filled syringe (0.5 ml) + 1 alcohol swab  
“3 pre-filled syringe (0.5 ml) + 3 alcohol swabs”  
“5 pre-filled syringes (0.5 ml) + 5 alcohol swabs”  
“10 pre-filled syringe (0.5 ml) + 10 alcohol swabs”  
“7 pre-filled syringe (0.5 ml) + 7 alcohol swabs”

**5. METHOD AND ROUTE(S) OF ADMINISTRATION**

Read the package leaflet before use.  
For single use only.  
Subcutaneous or intravenous use.  
Do not shake

**6. SPECIAL WARNING THAT THE MEDICINAL PRODUCT MUST BE STORED OUT OF SIGHT AND REACH OF CHILDREN**

Keep out of the sight and reach of children.

**7. OTHER SPECIAL WARNING(S), IF NECESSARY**

**8. EXPIRY DATE**

EXP:

**9. SPECIAL STORAGE CONDITIONS**

Store in a refrigerator. Do not freeze.  
Keep the syringe in the outer carton in order to protect from light.

**10. SPECIAL PRECAUTIONS FOR DISPOSAL OF UNUSED MEDICINAL PRODUCTS OR WASTE MATERIALS DERIVED FROM SUCH MEDICINAL PRODUCTS, IF APPROPRIATE**

**11. NAME AND ADDRESS OF THE MARKETING AUTHORISATION HOLDER**

Accord Healthcare Limited  
Sage House, 319 Pinner Road  
North Harrow,  
Middlesex, HA1 4HF  
United Kingdom

**12. MARKETING AUTHORISATION NUMBER(S)**

EU/1/14/946/005 – 1 prefilled syringe with a needle safety guard  
EU/1/14/946/008 – 5 prefilled syringes with a needle safety guard  
EU/1/14/946/007 – 3 prefilled syringe with a needle safety guard  
EU/1/14/946/010 – 10 prefilled syringe with a needle safety guard  
EU/1/14/946/017 – 7 prefilled syringe with a needle safety guard

**13. BATCH NUMBER**

Lot

**14. GENERAL CLASSIFICATION FOR SUPPLY**

**15. INSTRUCTIONS ON USE**

**16. INFORMATION IN BRAILLE**

Accofil 30 MU/0.5 ml

**MINIMUM PARTICULARS TO APPEAR ON SMALL IMMEDIATE PACKAGING UNITS**

**PRE-FILLED SYRINGE**

**1. NAME OF THE MEDICINAL PRODUCT AND ROUTE(S) OF ADMINISTRATION**

Accofil 30 MU/0.5 ml solution for injection/infusion  
filgrastim  
SC/IV

**2. METHOD OF ADMINISTRATION**

**3. EXPIRY DATE**

EXP

**4. BATCH NUMBER**

Lot

**5. CONTENTS BY WEIGHT, BY VOLUME OR BY UNIT**

0.5 ml

**6. OTHER**

**PARTICULARS TO APPEAR ON THE OUTER PACKAGING**

**Outer Carton**

**1. NAME OF THE MEDICINAL PRODUCT**

Accofil 48 MU/0.5 ml solution for injection/infusion  
filgrastim

**2. STATEMENT OF ACTIVE SUBSTANCE(S)**

Each syringe in 0.5 ml contains 48 MU of filgrastim (0.96 mg/ml).

**3. LIST OF EXCIPIENTS**

Acetic acid, sodium hydroxide, sorbitol (E420), polysorbate 80, and water for injection.

**4. PHARMACEUTICAL FORM AND CONTENTS**

1 pre-filled syringe (0.5 ml) + 1 alcohol swab  
“5 pre-filled syringes (0.5 ml) + 5 alcohol swabs”  
“3 pre-filled syringe (0.5 ml) + 3 alcohol swabs”  
“10 pre-filled syringe (0.5 ml) + 10 alcohol swabs”

**5. METHOD AND ROUTE(S) OF ADMINISTRATION**

Read the package leaflet before use.  
For single use only.  
Subcutaneous or intravenous use.  
Do not shake.

**6. SPECIAL WARNING THAT THE MEDICINAL PRODUCT MUST BE STORED OUT OF SIGHT AND REACH OF CHILDREN**

Keep out of the sight and reach of children.

**7. OTHER SPECIAL WARNING(S), IF NECESSARY**

**8. EXPIRY DATE**

EXP:

**9. SPECIAL STORAGE CONDITIONS**

Store in a refrigerator. Do not freeze.  
Keep the syringe in the outer carton in order to protect from light.



**10. SPECIAL PRECAUTIONS FOR DISPOSAL OF UNUSED MEDICINAL PRODUCTS OR WASTE MATERIALS DERIVED FROM SUCH MEDICINAL PRODUCTS, IF APPROPRIATE**

**11. NAME AND ADDRESS OF THE MARKETING AUTHORISATION HOLDER**

Accord Healthcare Limited  
Sage House, 319 Pinner Road  
North Harrow,  
Middlesex, HA1 4HF  
United Kingdom

**12. MARKETING AUTHORISATION NUMBER(S)**

EU/1/14/946/003 - 1 prefilled syringe  
EU/1/14/946/004 - 5 prefilled syringes  
EU/1/14/946/012 - 3 prefilled syringe  
EU/1/14/946/015 - 10 prefilled syringe

**13. BATCH NUMBER**

Lot

**14. GENERAL CLASSIFICATION FOR SUPPLY**

**15. INSTRUCTIONS ON USE**

**16. INFORMATION IN BRAILLE**

Accofil 48 MU/0.5 ml

**PARTICULARS TO APPEAR ON THE OUTER PACKAGING**

**Outer Carton – Pre-filled syringe with a needle safety guard in blister pack**

**1. NAME OF THE MEDICINAL PRODUCT**

Accofil 48 MU/0.5 ml solution for injection/infusion  
filgrastim

**2. STATEMENT OF ACTIVE SUBSTANCE(S)**

Each syringe in 0.5 ml contains 48 MU of filgrastim (0.96 mg/ml).

**3. LIST OF EXCIPIENTS**

Acetic acid, sodium hydroxide, sorbitol (E420), polysorbate 80, and water for injection.

**4. PHARMACEUTICAL FORM AND CONTENTS**

1 pre-filled syringe (0.5 ml) + 1 alcohol swab  
“3 pre-filled syringe (0.5 ml) + 3 alcohol swabs”  
“5 pre-filled syringes (0.5 ml) + 5 alcohol swabs”  
“10 pre-filled syringe (0.5 ml) + 10 alcohol swabs”  
“7 pre-filled syringe (0.5 ml) + 7 alcohol swabs”

**5. METHOD AND ROUTE(S) OF ADMINISTRATION**

Read the package leaflet before use.  
For single use only.  
Subcutaneous or intravenous use.  
Do not shake.

**6. SPECIAL WARNING THAT THE MEDICINAL PRODUCT MUST BE STORED OUT OF SIGHT AND REACH OF CHILDREN**

Keep out of the sight and reach of children.

**7. OTHER SPECIAL WARNING(S), IF NECESSARY**

**8. EXPIRY DATE**

EXP:

**9. SPECIAL STORAGE CONDITIONS**

Store in a refrigerator. Do not freeze.  
Keep the syringe in the outer carton in order to protect from light.

**10. SPECIAL PRECAUTIONS FOR DISPOSAL OF UNUSED MEDICINAL PRODUCTS OR WASTE MATERIALS DERIVED FROM SUCH MEDICINAL PRODUCTS, IF APPROPRIATE**

**11. NAME AND ADDRESS OF THE MARKETING AUTHORISATION HOLDER**

Accord Healthcare Limited  
Sage House, 319 Pinner Road  
North Harrow,  
Middlesex, HA1 4HF  
United Kingdom

**12. MARKETING AUTHORISATION NUMBER(S)**

EU/1/14/946/011 – 1 prefilled syringe with a needle safety guard  
EU/1/14/946/014 – 5 prefilled syringes with a needle safety guard  
EU/1/14/946/013 – 3 prefilled syringe with a needle safety guard  
EU/1/14/946/016 – 10 prefilled syringe with a needle safety guard  
EU/1/14/946/018 – 7 prefilled syringe with a needle safety guard

**13. BATCH NUMBER**

Lot

**14. GENERAL CLASSIFICATION FOR SUPPLY**

**15. INSTRUCTIONS ON USE**

**16. INFORMATION IN BRAILLE**

Accofil 48 MU/0.5 ml

**MINIMUM PARTICULARS TO APPEAR ON SMALL IMMEDIATE PACKAGING UNITS**  
**PRE-FILLED SYRINGE**

**1. NAME OF THE MEDICINAL PRODUCT AND ROUTE(S) OF ADMINISTRATION**

Accofil 48 MU/0.5 ml solution for injection/infusion  
filgrastim

SC/IV

**2. METHOD OF ADMINISTRATION**

**3. EXPIRY DATE**

EXP

**4. BATCH NUMBER**

Lot

**5. CONTENTS BY WEIGHT, BY VOLUME OR BY UNIT**

0.5 ml

**6. OTHER**

## **B. PACKAGE LEAFLET**

## PACKAGE LEAFLET: INFORMATION FOR THE USER

### Accofil 30 MU/0.5 ml (0.6 mg/ml) solution for injection or infusion in pre-filled syringe filgrastim

▼ This medicine is subject to additional monitoring. This will allow quick identification of new safety information. You can help by reporting any side-effects you may get. See the end of section 4 for how to report side effects.

**Read all of this leaflet carefully before you start using this medicine because it contains important information for you.**

- Keep this leaflet. You may need to read it again.
- If you have any further questions, ask your doctor, nurse or pharmacist.
- This medicine has been prescribed for you only. Do not pass it on to others. It may harm them, even if their signs of illness are the same as yours.
- If you get any side effects, talk to your doctor, pharmacist or nurse. This includes any possible side effects not listed in this leaflet. See section 4.

#### **In this leaflet**

1. What Accofil is and what it is used for
2. What you need to know before you use Accofil
3. How to use Accofil
4. Possible side effects
5. How to store Accofil
6. Contents of the pack and other information

#### **1. What Accofil is and what it is used for**

##### **What Accofil is**

Accofil contains the active ingredient filgrastim. Filgrastim is a protein produced in bacteria called *Escherichia coli* by recombinant DNA technology. It belongs to a group of proteins called cytokines and is very similar to a natural protein (granulocyte-colony stimulating factor [G-CSF]) produced by your own body. Filgrastim stimulates the bone marrow (the tissue where new blood cells are made) to produce more white blood cells that help fight infection.

##### **What Accofil is used for**

Your doctor has prescribed Accofil for you to help your body make more white blood cells. Your doctor will tell you why you are being treated with Accofil. Accofil is useful in several different conditions which are:

- chemotherapy
- bone marrow transplantation
- severe chronic neutropenia (low number of a type of white blood cells)
- neutropenia (low number of a type of white blood cells) in patients with HIV infection
- peripheral blood stem cell mobilisation (to stimulate stem cells to enter the blood stream to be collected and used in bone marrow transplantation).

## **2. What you need to know before you use Accofil**

### **Do not use Accofil**

- If you are allergic (hypersensitive) to filgrastim or any of the other ingredients of this medicine (listed in section 6).

### **Warnings and precautions**

Talk to your doctor, pharmacist or nurse before using Accofil:

Please tell your doctor before starting treatment if you have:

- Sickle cell anaemia, accofil may cause sickle cell crisis.
- Osteoporosis (bone disease)

Please tell your doctor immediately during treatment with Accofil, if you:

- Get left upper belly (abdominal) pain, pain below the left rib cage or at the tip of your left shoulder( these may be symptoms of enlarge spleen or possibly rupture of spleen.
- Notice unusual bleeding or bruising that may be (these may be symptoms of a decrease in blood platelets (thrombocytopenia), with a reduced ability of your blood to clot.
- Have sudden signs of allergy such as rash, itching or hives of skin, swelling of the face, lips, tongue or other parts of the body, shortness of breath, wheezing or trouble breathing as these could be a signs of severe allergic reaction.

You may need to have regular blood tests whilst being treated with Accofil to count the number of neutrophils and other white blood cells in your blood. This will tell your doctor how the treatment is working and will also indicate if treatment needs to be continued.

The needle cover of the pre-filled syringe contains dry natural rubber (a derivative of latex) which may cause an allergic reaction.

### **Other medicines and Accofil**

You should not receive Accofil in the 24 hours before and the 24 hours after receiving chemotherapy.

Please tell your doctor or pharmacist if you are taking or have recently taken any other medicines, including medicines obtained without a prescription.

### **Pregnancy and breast-feeding**

If you are pregnant or breast-feeding, think you may be pregnant or are planning to have a baby, ask your doctor or pharmacist for advice before taking this medicine.

Accofil has not been tested in pregnant women. Your doctor may decide that you should not use this medicine.

It is unknown whether filgrastim passes over into the breast milk. Therefore, your doctor may decide that you should not use this medicine if you are breast-feeding.

### **Driving and using machines**

If you are experiencing fatigue, do not drive a car or operate machines.

### **Important information about some of the ingredients of Accofil**

*This medicine contains sorbitol. If you have been told by your doctor that you have an intolerance to some sugars (fructose), contact your doctor before taking this medicine. This medicine also contains sodium less than 1mmol sodium (0.035 mg) per dose, i.e. essentially 'sodium-free'.*

### **3. How to use Accofil**

Always use Accofil exactly as your doctor has told you. You should check with your doctor or pharmacist if you are not sure.

The amount of Accofil you need will depend on the condition you are taking Accofil for and on your bodyweight.

#### **Dosage**

##### Accofil and neutropenia (low number of a type of white blood cells) associated with chemotherapy

The usual dose is 0.5 million units (5 micrograms) per kilogram of bodyweight each day. For example, if you weigh 60 kilograms your daily dose will be 30 million units (300 micrograms). Your treatment with Accofil will usually last for about 14 days. In some disease types, however, longer treatment lasting up to about one month may be required.

##### Accofil and bone marrow transplantation

The usual starting dose is 1 million units (10 micrograms) per kilogram of bodyweight each day given as an infusion. For example, if you weigh 60 kilograms your daily dose will be 60 million units (600 micrograms). You will normally receive your first dose of Accofil at least 24 hours after your chemotherapy and at least 24 hours after receiving your bone marrow transplant. Your doctor may then test your blood to see how well the treatment is working and how long it should last.

##### Accofil and severe chronic neutropenia (low number of a type of white blood cells)

The usual starting dose is between 0.5 million units (5 micrograms) and 1.2 million units (12 micrograms) per kilogram bodyweight each day in a single or divided dose. Your doctor may then test your blood to see how well your treatment with Accofil is working and to find the dose that is best for you. Long-term treatment with Accofil is required for reduction in neutropenia.

##### Accofil and neutropenia (low number of a type of white blood cells) in patients with HIV infection

The usual starting dose is between 0.1 million units (1 micrograms) and 0.4 million units (4 micrograms) per kilogram bodyweight each day. Your doctor may test your blood at regular intervals to see how well the Accofil treatment is working. Once the number of white cells in your blood has returned to normal it may be possible to reduce the dose frequency to less than once per day. Long term treatment with Accofil may be required to maintain a normal number of white cells in your blood.

##### Accofil and peripheral blood stem cell transplantation (stem cells collected from the blood to use in bone marrow transplantation)

If you are donating stem cells for yourself, the usual dose is 0.5 million units (5 micrograms) to 1 million units (10 micrograms) per kilogram bodyweight each day. Accofil treatment will last for up to 2 weeks. Your doctor will monitor your blood to determine the best time to collect the stem cells. If you are acting as a stem cell donor for another person, the usual dose is 1 million units (10 micrograms) per kilogram bodyweight each day. Accofil treatment will last for 4 to 5 days. Your doctor will perform regular blood tests to determine the best time to collect the stem cells.

##### Method of administration



This medicine is given by injection, either through an intravenous (IV) infusion (drip) or by a subcutaneous (SC) injection into the tissue just under the skin.

If you are receiving this medicine by subcutaneous injection, your doctor may suggest that you learn how to give yourself the injections. Your doctor or nurse will give you instructions on how to do this (see information below on instructions for injecting Accofil). Do not attempt to self-administer without this training. Some of the information you require is given at the end of this leaflet, but proper treatment of your disease requires close and constant co-operation with your doctor.

### **Information for injecting yourself**

This section contains information on how to give yourself an injection of Accofil. It is important that you do not try to give yourself the injection unless you have received special training from your doctor or nurse. If you are not sure about giving yourself the injection or you have any questions, please ask your doctor or nurse for help.

### **How do I inject Accofil myself?**

You will need to give yourself the injection into the tissue just under the skin. This is known as a subcutaneous injection. You will need to have your injections at about the same time every day.

### **Equipment that you need**

To give yourself a subcutaneous injection you will need:

- a pre-filled syringe of Accofil;
- alcohol swab or similar.

### **What should I do before I give myself a subcutaneous injection of Accofil?**

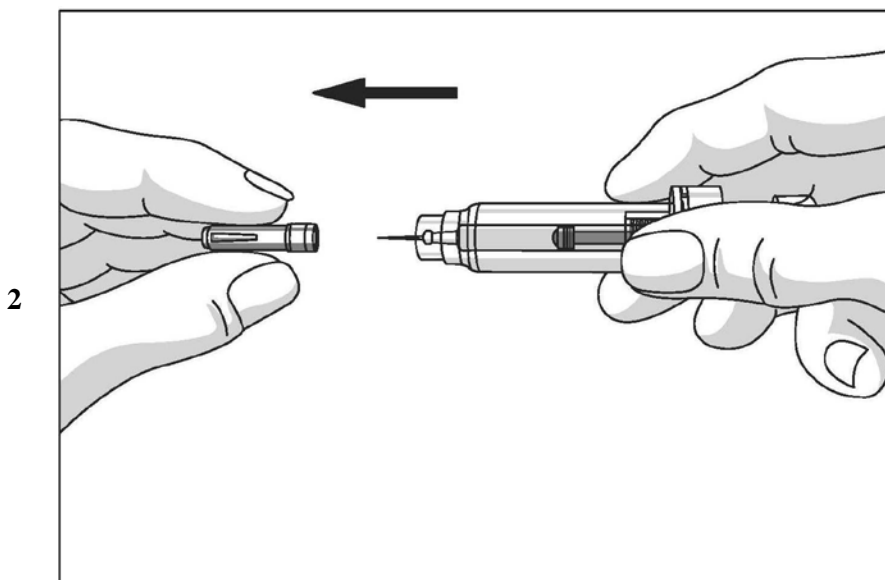
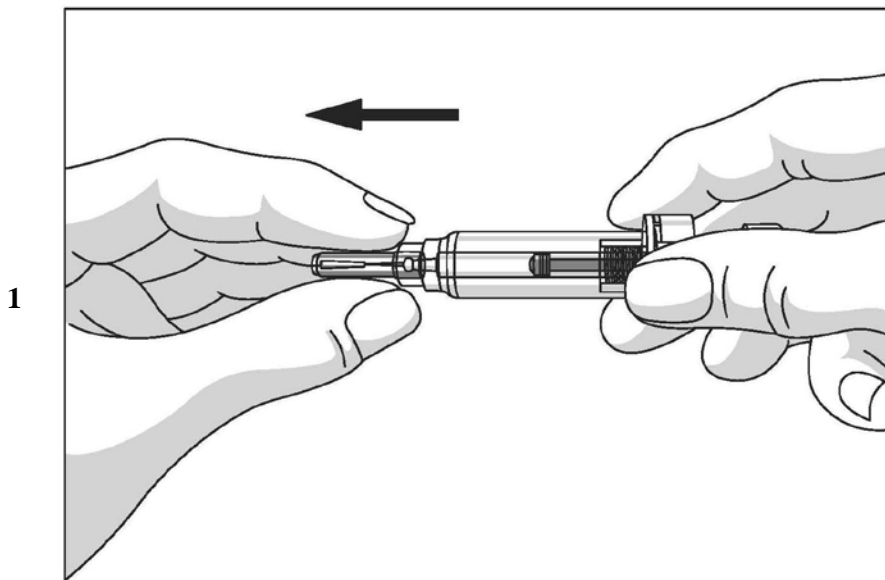
Ensure the needle cover remains on the syringe until just before you are ready to inject.

- a. Take your Accofil pre-filled syringe out of the refrigerator.
- b. Check the expiry date on the pre-filled syringe label (EXP). Do not use it if the date has passed the last day of the month shown or if it has been kept outside of the refrigerator for more than 15 days or has otherwise expired.
- c. Check the appearance of Accofil. It must be a clear and colourless liquid. If there are particles in it, you must not use it.
- d. For a more comfortable injection, let the pre-filled syringe stand for 30 minutes to reach room temperature or hold the pre-filled syringe gently in your hand for a few minutes. Do not warm Accofil in any other way (for example, do **not** warm it in a microwave or in hot water).
- e. ***Wash your hands thoroughly.***
- f. Find a comfortable, well-lit place and put everything you need where you can reach them (the Accofil pre-filled syringe and alcohol swab).

### **How do I prepare my Accofil injection?**

Before you inject Accofil you must do the following:

1. Hold the syringe and gently take the cover from the needle without twisting. Pull straight as shown in pictures 1 and 2. Do not touch the needle or push the plunger.



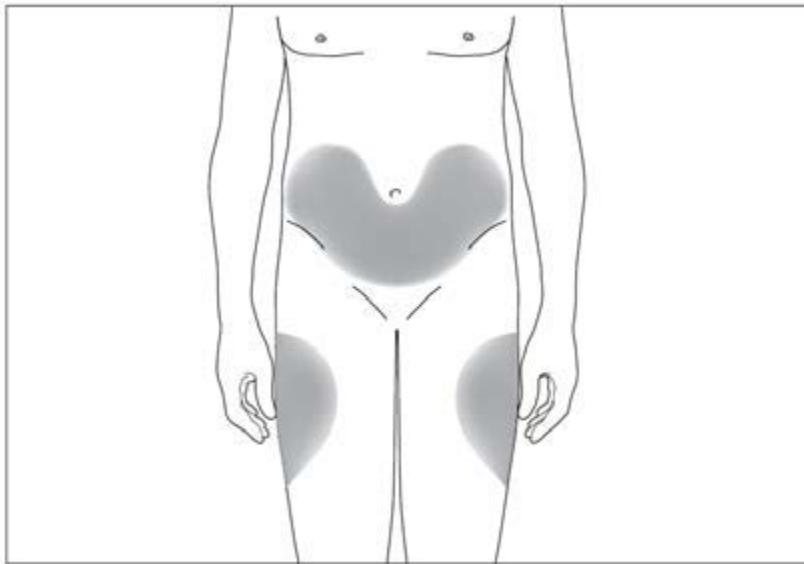
2. You may notice a small air bubble in the pre-filled syringe. If there are air bubbles present, gently tap the syringe with your fingers until the air bubbles rise to the top of the syringe. With the syringe pointing upwards, expel all air from the syringe by pushing the plunger upwards.
3. The syringe may contain more liquid than you need. Use the scale on the syringe barrel as follows to set the correct dose of Accofil that your doctor prescribed. Eject unnecessary liquid by pushing the plunger up to the number (mL) on the syringe that matches the prescribed dose.
4. Check again to make sure the correct dose of Accofil is in the syringe.
5. You can now use the pre-filled syringe.

**Where should I give my injection?**

The most suitable places to inject yourself are:

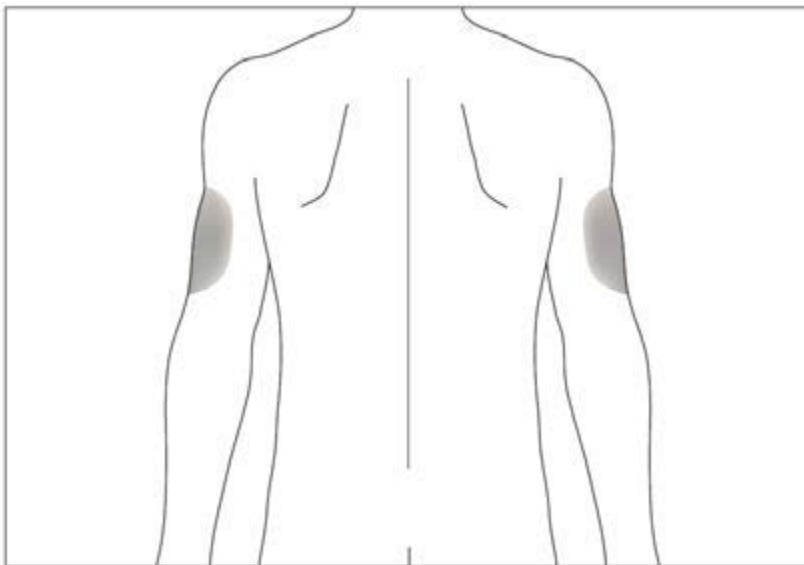
- the top of your thighs; and
- the abdomen, except for the area around the navel (see picture 3).

3



If someone else is injecting you, they can also use the back of your arms (see picture 4)

4

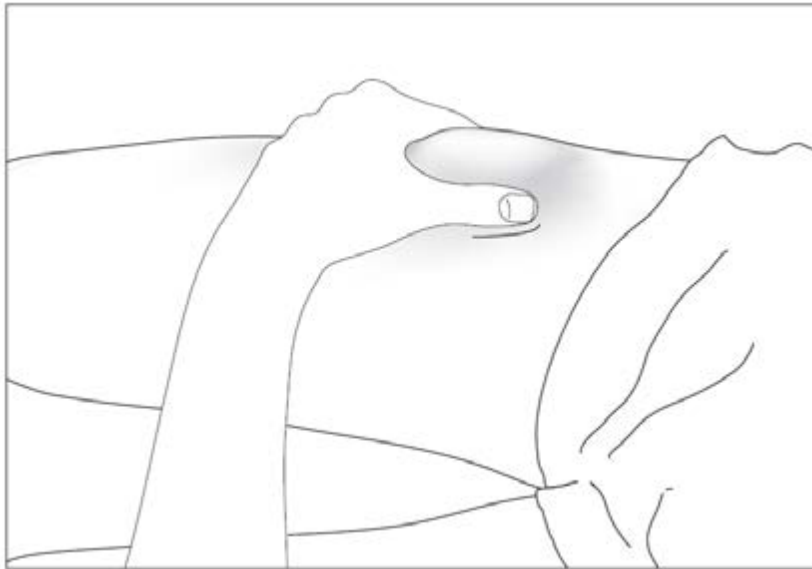


It is better to change the injection site every day to avoid the risk of soreness at any one site.

**How do I give my injection?**

- a. Disinfect the injection site by using an alcohol swab and pinch the skin between your thumb and forefinger, without squeezing it (see picture 5).

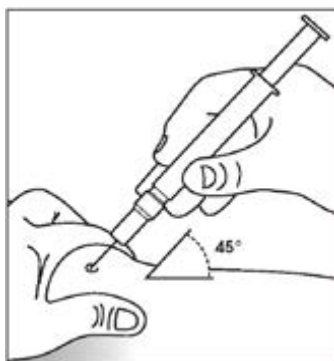
5



Pre-filled syringe without needle safety guard

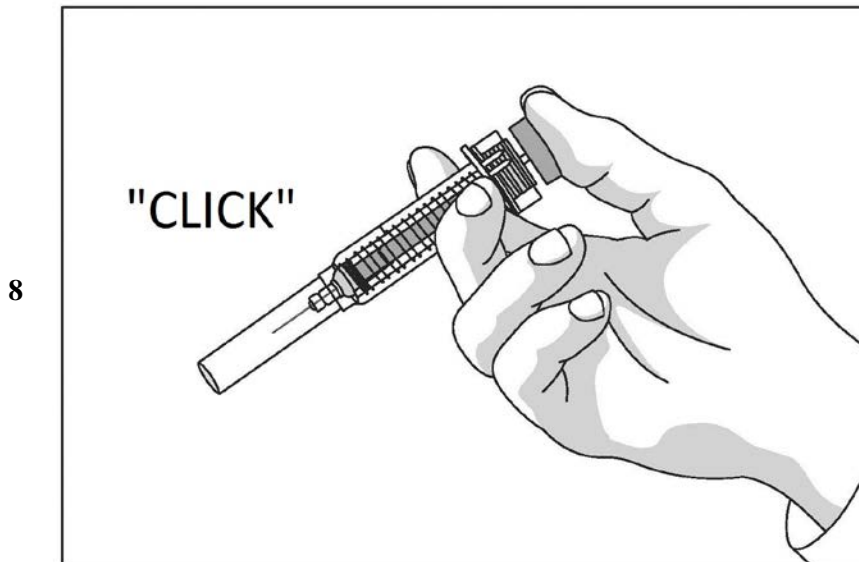
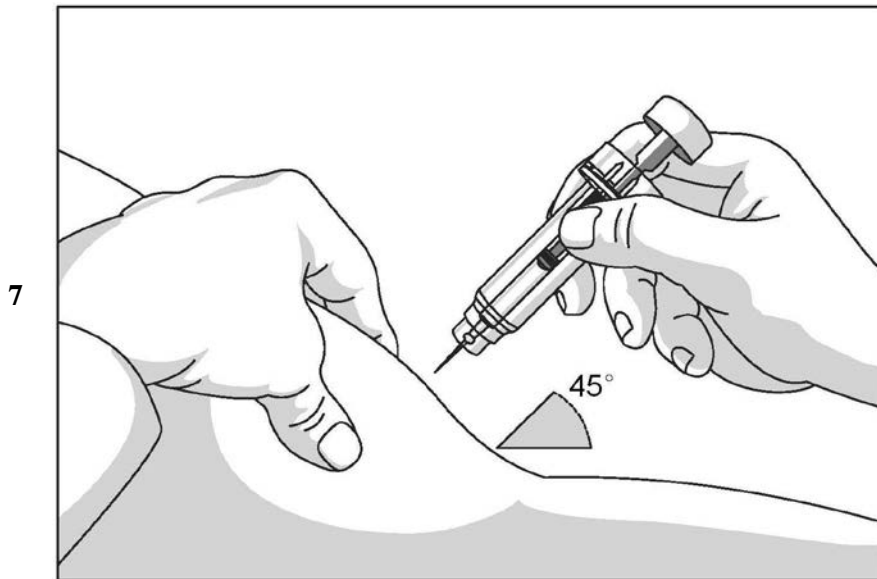
- b. Put the needle fully into the skin as shown by your nurse or doctor (see picture 6).
- c. Pull slightly on the plunger to check that a blood vessel has not been punctured. If you see blood in the syringe, remove the needle and re-insert it in another place.
- d. Always keeping your skin pinched, depress the plunger slowly and evenly until the entire dose has been given and the plunger cannot be depressed any further. Do not release the pressure on the plunger!
- e. Inject only the dose your doctor has told you.
- f. After injecting the liquid, remove the needle while maintaining pressure on the plunger and then let go of your skin.
- g. Put the used syringe in the disposal container. Use each syringe only for one injection.

6



Pre-filled syringe with needle safety guard

- h. Put the needle fully into the skin as shown by your nurse or doctor (see picture 7).
- i. Pull slightly on the plunger to check that a blood vessel has not been punctured. If you see blood in the syringe, remove the needle and re-insert it in another place.
- j. Inject only the dose your doctor has told you following the instructions below.
- k. Always keeping your skin pinched, depress the plunger slowly and evenly while grasping the finger flange until the entire dose has been given and the plunger cannot be depressed any further. Do not release the pressure on the plunger!
- l. After injecting the liquid, remove the needle while keeping the syringe at the same angle and maintaining pressure on the plunger, then let go of your skin. The protective sleeve will automatically cover the needle and an audible “click” will be heard to confirm shield activation (see picture 8). The needle guard will not activate unless the entire dose has been given.



**Remember**

If you have any problems, please do not be afraid to ask your doctor or nurse for help and advice.

**Disposing of used syringes**

- The needle safety guard prevents needle stick injuries after use, so no special precautions for disposal are required. Dispose of the syringe as instructed by your doctor, nurse or pharmacist.

**If you use more Accofil than you should**

If you use more Accofil than you should, contact your doctor or pharmacist as soon as possible.

**If you forget to use Accofil**

Do not take a double dose to make up for a forgotten injection. Contact your doctor to discuss when you should inject the next dose.

## **If you stop using Accofil**

Your doctor will tell you when to stop using Accofil. It is quite normal to have a number of courses of treatment with Accofil.

If you have any further questions on the use of this medicine, ask your doctor or pharmacist.

## **4. Possible side effects**

**Tell your doctor immediately** during treatment:

- if you experience an allergic reaction including weakness, drop in blood pressure, difficulty breathing, swelling of the face (anaphylaxis), skin rash, itchy rash (urticaria), swelling of the face, lips, mouth, tongue or throat (angioedema) and shortness of breath (dyspnoea). Hypersensitivity is common in patients with cancer;
- if you experience a cough, fever and difficulty breathing (dyspnoea) as this can be a sign of Adult Respiratory Distress Syndrome (ARDS). ARDS is uncommon in patients with cancer;
- if you get left upper belly (abdominal) pain, pain below the left rib cage or pain at the tip of your shoulder since this may relate to a problem with your spleen (splenomegaly). This is very common in severe chronic neutropenia patients, common in HIV patients and uncommon in normal stem cell donors.
- if you are being treated for severe chronic neutropenia and you have blood in your urine (haematuria). Your doctor may regularly test your urine if you experience this side effect or if protein is found in your urine (proteinuria).
- If you have any of the following or a combination of the following side effects: swelling or puffiness, which may be associated with passing water less frequently, difficulty breathing, abdominal swelling and feeling of fullness, and a general feeling of tiredness. These symptoms generally develop in a rapid fashion. These could be symptoms of an uncommon condition (may affect up to 1 in 100 people) called Capillary Leak Syndrome which causes the blood to leak from the small blood vessels into your body and needs urgent medical attention.

A very frequent side effect of Accofil use is pain in your muscles or bones (musculoskeletal pain), which can be helped by taking standard pain relief medicines (analgesics). In patients undergoing a stem cell or bone marrow transplant, Graft versus host disease (GvHD) may occur- this is a reaction of the donor cells against the patient receiving the transplant; signs and symptoms include rash on the palms of your hands and soles of your feet and ulcer and sores in your mouth, gut, liver, skin, or your eyes, lungs, vagina and joints. Very commonly seen in normal stem cells donors is increase in white blood cells (leukocytosis) and decrease of platelets which reduces the ability of blood to clot (thrombocytopenia), these will be monitored by your doctor.

Like all medicines, this medicine can cause side effects, although not everybody gets them.

**Very common side effects** (seen in more than 1 in 10 people who take Accofil):  
**in cancer patients**

- changes in blood chemistry
- increase in certain enzymes in the blood
- decreased appetite
- headache
- pain in the mouth and throat (oropharyngeal pain)
- cough
- diarrhoea
- vomiting
- constipation
- nausea
- skin rash

- unusual hair loss or thinning (alopecia)
- pain in your muscles or bones (musculoskeletal pain)
- generalized weakness (asthenia)
- tiredness (fatigue)
- soreness and swelling of the digestive tract lining which runs from the mouth to the anus (mucosal inflammation)
- shortness of breath (dyspnoea)

**in normal stem cell donors**

- decrease of platelets which reduces the ability of blood to clot (thrombocytopenia)
- increase in white blood cells (leukocytosis)
- headache
- pain in your muscles or bones (musculoskeletal pain)

**in severe chronic neutropenia patients**

- enlargement of the spleen (splenomegaly)
- low red blood cell count (anaemia)
- changes in blood chemistry
- increase of certain enzymes in the blood
- headache
- nose bleeds (epistaxis)
- diarrhoea
- enlargement of the liver (hepatomegaly)
- skin rash
- pain in your muscles or bones (musculoskeletal pain)
- joint pain (arthralgia)

**in HIV patients**

- pain in your muscles or bones (musculoskeletal pain)

**Common side effects** (seen in more than 1 in 100 people taking Accofil):

**in cancer patients**

- allergic reaction (drug hypersensitivity)
- low blood pressure (hypotension)
- pain while passing urine (dysuria)
- chest pain
- coughing up blood (haemoptysis)

**in normal stem cell donors**

- increase of certain enzymes in the blood
- shortness of breath (dyspnoea)
- enlargement of the spleen (splenomegaly)

**in severe chronic neutropenia patients**

- decrease in platelets which reduces the ability of blood to clot (thrombocytopenia)
- changes in blood chemistry
- inflammation of the blood vessels in the skin (cutaneous vasculitis)
- unusual hair loss or thinning (alopecia)
- disease which causes bones to become less dense, making them weaker, more brittle and likely to break (osteoporosis)
- blood in the urine (haematuria)
- injection site pain

**in HIV patients**

- enlargement of the spleen (splenomegaly)

**Uncommon side effects** (seen in more than 1 in 1000 people taking Accofil):

**in cancer patients**

- severe pain in the bones, chest, gut or joints (sickle cell crisis)
- rejection of transplanted bone marrow (graft versus host disease)
- pain and swelling of the joints, similar to gout (pseudogout)
- severe lung inflammation causing difficulty in breathing (acute respiratory distress syndrome)
- lungs do not function as they should, causing breathlessness (respiratory failure)
- swelling and/or fluid in the lungs (pulmonary oedema)
- inflammation of the lungs (interstitial lung disease)
- abnormal x-rays of the lungs (lung infiltration)
- plum-coloured, raised, painful sores on the limbs and sometimes the face and neck with fever (Sweets syndrome)
- inflammation of the blood vessels in the skin (cutaneous vasculitis)
- worsening of rheumatoid arthritis
- unusual change in urine
- pain
- liver damage caused by blocking of the small veins within the liver (veno-occlusive disease)
- bleeding from the lung (pulmonary haemorrhage)
- a change in how your body regulates fluids within your body and may result in puffiness

**in normal stem cell donors**

- rupture of the spleen
- sudden life-threatening allergic reaction (anaphylactic reaction)
- changes in blood chemistry
- bleeding in the lung (pulmonary haemorrhage)
- coughing up blood (haemoptysis)
- abnormal x-rays of the lung (lung infiltration)
- lack of absorption of oxygen in the lung (hypoxia)
- increase of certain enzymes in the blood
- worsening of rheumatoid arthritis

**in severe chronic neutropenia patients**

- excess protein in the urine (proteinuria)
- rupture of the spleen

If you get any side effects, talk to your doctor, pharmacist or nurse. This includes any side effects not listed in this leaflet.

**Reporting of side effects**

If you get any side effects, talk to your doctor. This includes any possible side effects not listed in this leaflet. You can also report side effects directly via the national reporting system listed in [Appendix V](#). By reporting side effects you can help provide more information on the safety of this medicine.

**5. How to store Accofil**

Keep out of the sight and reach of children.

Do not use this medicine after the expiry date which is stated on the outer carton and on the pre-filled syringe after EXP. The expiry date refers to the last day of the month.

Store in a refrigerator (2°C - 8°C). Do not freeze.



The syringe can be removed from the refrigerator and left at room temperature (not above 25°C) for a single period, that ends within the labelled expiry date, of up to a maximum of 15 days. At the end of this period, the product should not be put back in the refrigerator and should be disposed of.

Keep the pre-filled syringe in the carton in order to protect from light.

Do not use Accofil if you notice it is cloudy, or there is discoloration or there are particles in it.

Do not put the cover back on used needles, as you may accidentally prick yourself. Medicines should not be disposed of via wastewater or household waste. Ask your pharmacist how to dispose of medicines no longer required. These measures will help to protect the environment.

## **6. Contents of the pack and other information**

### **What Accofil contains**

- The active substance is filgrastim. Each pre-filled syringe contains 30 MU (300 micrograms) filgrastim in 0.5 ml, corresponding to 0.6 mg/ml.
- The other ingredients are acetic acid, sodium hydroxide, sorbitol (E420), polysorbate 80 and water for injections.

### **What Accofil looks like and contents of the pack**

Accofil is a clear colourless solution for injection or infusion in a pre-filled syringe marked with 1/40 printed markings from 0.1 mL to 1 mL on the syringe barrel, with an injection needle. Each pre-filled syringe contains 0.5 ml of solution.

Accofil is available in packs containing 1, 3, 5, 7 and 10 pre-filled syringes, with prefixed needle safety guard in individual blister pack or without needle safety guard / blister and alcohol swabs.

Not all pack sizes may be marketed.

### **Marketing Authorisation Holder and Manufacturer**

Accord Healthcare Limited  
Sage House, 319 Pinner Road  
North Harrow,  
Middlesex, HA1 4HF  
United Kingdom

For any information about this medicine, please contact the local representative of the Marketing Authorisation Holder:

**AT / BE / BG / CY / CZ / DE / DK /  
EE / EL / FI / HR / HU / IS / LT /  
LV / LX / MT / NL / NO / PT /  
PL / RO / SE / SI / SK / UK**

Accord Healthcare Limited  
Tel : +44 (0)208 863 1427

#### **ES**

Accord Healthcare S.L.U.  
Tel: +34 93 301 00 64

#### **FR**

**Arrow Génériques**  
Tél: +33 4 72 72 60 72

#### **IT**

Accord Healthcare Limited  
Tel: +39 02 94323700

**This leaflet was last revised in**

Detailed information on this medicine is available on the European Medicines Agency web site:  
<http://www.ema.europa.eu>

-----  
**The following information is intended for medical or healthcare professionals only:**

Accofil does not contain any preservative. In view of the possible risk of microbial contamination, Accofil syringes are for single use only.

Accidental exposure to freezing temperatures for up to 24 hours does not affect the stability of Accofil. If exposure has been greater than 24 hours or frozen more than once then Accofil should NOT be used.

In order to improve traceability of granulocyte-colony stimulating factors, the product name (Accofil) and batch number of the administered product should be clearly recorded in the patient file

Accofil should not be diluted with sodium chloride solution. This medicinal product must not be mixed with other medicinal products except those mentioned below. Diluted filgrastim may be adsorbed to glass and plastic materials except diluted, as mentioned below.

If required, Accofil may be diluted in 5% glucose. Dilution to a final concentration less than 0.2 MU (2 µg) per ml is not recommended at any time.

The solution should be visually inspected prior to use. Only clear solutions without particles should be used.

For patients treated with filgrastim diluted to concentrations below 1.5 MU (15 µg) per ml, human serum albumin (HSA) should be added to a final concentration of 2 mg/ml. Example: In a final injection volume of 20 ml, total doses of filgrastim less than 30 MU (300 µg) should be given with 0.2 ml of 200 mg/ml (20%) human albumin solution added.

When diluted in 5% glucose, Accofil is compatible with glass and a variety of plastics including PVC, polyolefin (a co-polymer of polypropylene and polyethylene) and polypropylene.

After dilution:

Chemical and physical in-use stability of the diluted solution for infusion has been demonstrated for 24 hours at 2 °C to 8 °C. From a microbiological point of view, the product should be used immediately. If not used immediately, in-use storage times and conditions prior to use are the responsibility of the user and would normally not be longer than 24 hours at 2 °C to 8 °C, unless dilution has taken place in controlled and validated aseptic conditions.

Using the pre-filled syringe with a needle safety guard

The needle safety guard covers the needle after injection to prevent needle stick injury. This does not affect normal operation of the syringe. Depress the plunger slowly and evenly until the entire dose has been given and the plunger cannot be depressed any further. While maintaining pressure on the

plunger, remove the syringe from the patient. The needle safety guard will cover the needle when releasing the plunger.

Using the pre-filled syringe without a needle safety guard

Administer the dose as per standard protocol.

Disposal

Any unused product or waste material should be disposed of in accordance with local requirements.

## PACKAGE LEAFLET: INFORMATION FOR THE USER

### Accofil 48 MU/0.5 ml (0.96 mg/ml) solution for injection or infusion in pre-filled syringe filgrastim

▼ This medicine is subject to additional monitoring. This will allow quick identification of new safety information. You can help by reporting any side-effects you may get. See the end of section 4 for how to report side effects.

**Read all of this leaflet carefully before you start using this medicine because it contains important information for you.**

- Keep this leaflet. You may need to read it again.
- If you have any further questions, ask your doctor, nurse or pharmacist.
- This medicine has been prescribed for you only. Do not pass it on to others. It may harm them, even if their signs of illness are the same as yours.
- If you get any side effects, talk to your doctor, pharmacist or nurse. This includes any possible side effects not listed in this leaflet. See section 4.

#### **In this leaflet**

1. What Accofil is and what it is used for
2. What you need to know before you use Accofil
3. How to use Accofil
4. Possible side effects
5. How to store Accofil
6. Contents of the pack and other information

#### **1. What Accofil is and what it is used for**

##### **What Accofil is**

Accofil contains the active ingredient filgrastim. Filgrastim is a protein produced in bacteria called *Escherichia coli* by recombinant DNA technology. It belongs to a group of proteins called cytokines and is very similar to a natural protein (granulocyte-colony stimulating factor [G-CSF]) produced by your own body. Filgrastim stimulates the bone marrow (the tissue where new blood cells are made) to produce more white blood cells that help fight infection.

##### **What Accofil is used for**

Your doctor has prescribed Accofil for you to help your body make more white blood cells. Your doctor will tell you why you are being treated with Accofil. Accofil is useful in several different conditions which are:

- chemotherapy
- bone marrow transplantation
- severe chronic neutropenia (low number of a type of white blood cells)
- neutropenia (low number of a type of white blood cells) in patients with HIV infection
- peripheral blood stem cell mobilisation (to stimulate stem cells to enter the blood stream to be collected and used in bone marrow transplantation).

## **2. What you need to know before you use Accofil**

### **Do not use Accofil**

- If you are allergic (hypersensitive) to filgrastim or any of the other ingredients of this medicine (listed in section 6).

### **Warnings and precautions**

Talk to your doctor before using Accofil:

Talk to your doctor, pharmacist or nurse before using Accofil:

Please tell your doctor before starting treatment if you have:

- Sickle cell anaemia, accofil may cause sickle cell crisis.
- Osteoporosis (bone disease)

Please tell your doctor immediately during treatment with Accofil, if you:

- Get left upper belly (abdominal) pain, pain below the left rib cage or at the tip of your left shoulder( these may be symptoms of enlarge spleen or possibly rupture of spleen.
- Notice unusual bleeding or bruising that may be (these may be symptoms of a decrease in blood platelets(thrombocytopenia), with a reduced ability of your blood to clot.
- Have sudden signs of allergy such as rash, itching or hives of skin, swelling of the face, lips,tongue or other parts of the body, shortness of breath, wheezing or trouble breathing as these could be a signs of severe allergic reaction.

You may need to have regular blood tests whilst being treated with Accofil to count the number of neutrophils and other white blood cells in your blood. This will tell your doctor how the treatment is working and will also indicate if treatment needs to be continued.

The needle cover of the pre-filled syringe contains dry natural rubber (a derivative of latex) which may cause an allergic reaction.

### **Other medicines and Accofil**

You should not receive Accofil in the 24 hours before and the 24 hours after receiving chemotherapy.

Please tell your doctor or pharmacist if you are taking or have recently taken any other medicines, including medicines obtained without a prescription.

### **Pregnancy and breast-feeding**

If you are pregnant or breast-feeding, think you may be pregnant or are planning to have a baby, ask your doctor or pharmacist for advice before taking this medicine.

Accofil has not been tested in pregnant women. Your doctor may decide that you should not use this medicine.

It is unknown whether filgrastim passes over into the breast milk. Therefore, your doctor may decide that you should not use this medicine if you are breast-feeding.

### **Driving and using machines**

If you are experiencing fatigue, do not drive a car or operate machines.

## **Important information about some of the ingredients of Accofil**

*This medicine contains sorbitol. If you have been told by your doctor that you have an intolerance to some sugars (fructose), contact your doctor before taking this medicine. This medicine also contains sodium less than 1mmol sodium (0.035 mg) per dose, i.e. essentially 'sodium-free'.*

### **3. How to use Accofil**

Always use Accofil exactly as your doctor has told you. You should check with your doctor or pharmacist if you are not sure.

The amount of Accofil you need will depend on the condition you are taking Accofil for and on your bodyweight.

#### **Dosage**

##### Accofil and neutropenia (low number of a type of white blood cells) associated with chemotherapy

The usual dose is 0.5 million units (5 micrograms) per kilogram of bodyweight each day. For example, if you weigh 60 kilograms your daily dose will be 30 million units (300 micrograms). Your treatment with Accofil will usually last for about 14 days. In some disease types, however, longer treatment lasting up to about one month may be required.

##### Accofil and bone marrow transplantation

The usual starting dose is 1 million units (10 micrograms) per kilogram of bodyweight each day given as an infusion. For example, if you weigh 60 kilograms your daily dose will be 60 million units (600 micrograms). You will normally receive your first dose of Accofil at least 24 hours after your chemotherapy and at least 24 hours after receiving your bone marrow transplant. Your doctor may then test your blood to see how well the treatment is working and how long it should last.

##### Accofil and severe chronic neutropenia (low number of a type of white blood cells)

The usual starting dose is between 0.5 million units (5 micrograms) and 1.2 million units (12 micrograms) per kilogram bodyweight each day in a single or divided dose. Your doctor may then test your blood to see how well your treatment with Accofil is working and to find the dose that is best for you. Long-term treatment with Accofil is required for reduction in neutropenia.

##### Accofil and neutropenia (low number of a type of white blood cells) in patients with HIV infection

The usual starting dose is between 0.1 million units (1 micrograms) and 0.4 million units (4 micrograms) per kilogram bodyweight each day. Your doctor may test your blood at regular intervals to see how well the Accofil treatment is working. Once the number of white cells in your blood has returned to normal it may be possible to reduce the dose frequency to less than once per day. Long term treatment with Accofil may be required to maintain a normal number of white cells in your blood.

##### Accofil and peripheral blood stem cell transplantation (stem cells collected from the blood to use in bone marrow transplantation)

If you are donating stem cells for yourself, the usual dose is 0.5 million units (5 micrograms) to 1 million units (10 micrograms) per kilogram bodyweight each day. Accofil treatment will last for up to 2 weeks. Your doctor will monitor your blood to determine the best time to collect the stem cells. If you are acting as a stem cell donor for another person, the usual dose is 1 million units (10 micrograms) per kilogram bodyweight each day. Accofil treatment will last for 4 to 5 days. Your doctor will perform regular blood tests to determine the best time to collect the stem cells.

## Method of administration

This medicine is given by injection, either through an intravenous (IV) infusion (drip) or by a subcutaneous (SC) injection into the tissue just under the skin.

If you are receiving this medicine by subcutaneous injection, your doctor may suggest that you learn how to give yourself the injections. Your doctor or nurse will give you instructions on how to do this (see information below on instructions for injecting Accofil). Do not attempt to self-administer without this training. Some of the information you require is given at the end of this leaflet, but proper treatment of your disease requires close and constant co-operation with your doctor.

### **Information for injecting yourself**

This section contains information on how to give yourself an injection of Accofil. It is important that you do not try to give yourself the injection unless you have received special training from your doctor or nurse. If you are not sure about giving yourself the injection or you have any questions, please ask your doctor or nurse for help.

### **How do I inject Accofil myself?**

You will need to give yourself the injection into the tissue just under the skin. This is known as a subcutaneous injection. You will need to have your injections at about the same time every day.

### **Equipment that you need**

To give yourself a subcutaneous injection you will need:

- a pre-filled syringe of Accofil;
- alcohol swab or similar.

### **What should I do before I give myself a subcutaneous injection of Accofil?**

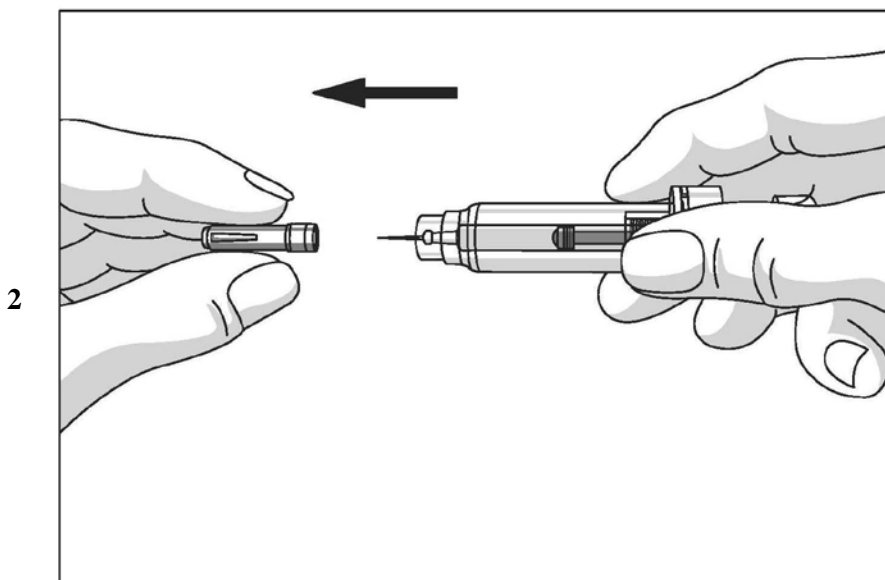
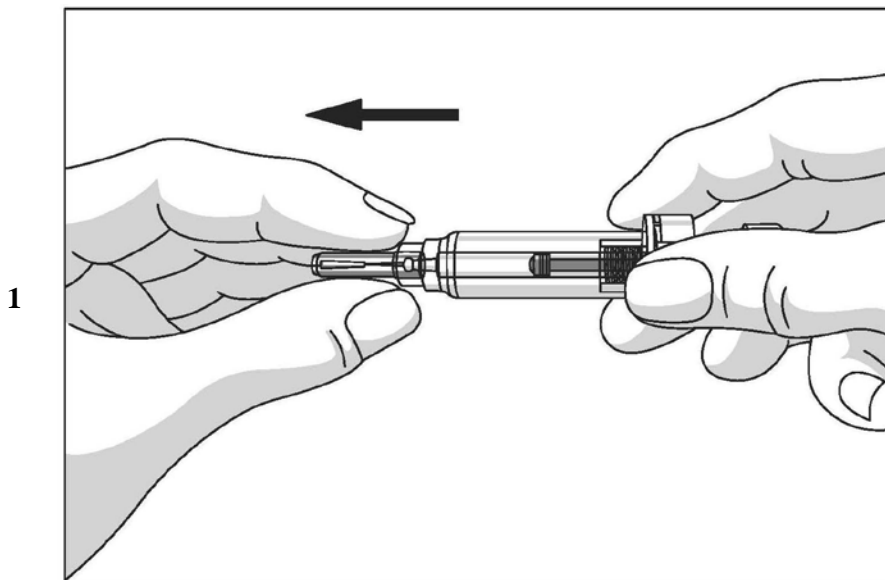
Ensure the needle cover remains on the syringe until just before you are ready to inject.

- a. Take your Accofil pre-filled syringe out of the refrigerator.
- b. Check the expiry date on the pre-filled syringe label (EXP). Do not use it if the date has passed the last day of the month shown or if it has been kept outside of the refrigerator for more than 15 days or has otherwise expired.
- c. Check the appearance of Accofil. It must be a clear and colourless liquid. If there are particles in it, you must not use it.
- d. For a more comfortable injection, let the pre-filled syringe stand for 30 minutes to reach room temperature or hold the pre-filled syringe gently in your hand for a few minutes. Do not warm Accofil in any other way (for example, do *not* warm it in a microwave or in hot water).
- e. ***Wash your hands thoroughly.***
- f. Find a comfortable, well-lit place and put everything you need where you can reach them (the Accofil pre-filled syringe and alcohol swab).

### **How do I prepare my Accofil injection?**

Before you inject Accofil you must do the following:

1. Hold the syringe and gently take the cover from the needle without twisting. Pull straight as shown in pictures 1 and 2. Do not touch the needle or push the plunger.



2. You may notice a small air bubble in the pre-filled syringe. If there are air bubbles present, gently tap the syringe with your fingers until the air bubbles rise to the top of the syringe. With the syringe pointing upwards, expel all air from the syringe by pushing the plunger upwards.
3. The syringe may contain more liquid than you need. Use the scale on the syringe barrel as follows to set the correct dose of Accofil that your doctor prescribed. Eject unnecessary liquid by pushing the plunger up to the number (mL) on the syringe that matches the prescribed dose.
4. Check again to make sure the correct dose of Accofil is in the syringe.
5. You can now use the pre-filled syringe.

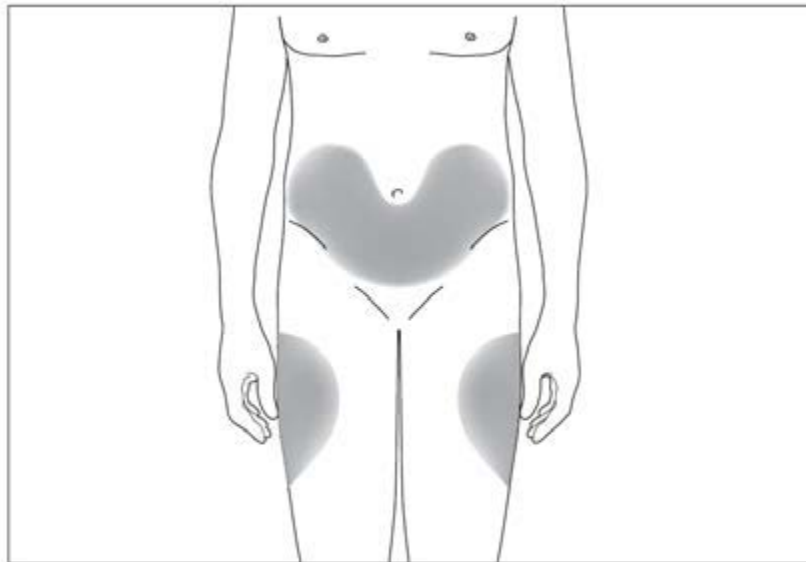
**Where should I give my injection?**

The most suitable places to inject yourself are:

- the top of your thighs; and
- the abdomen, except for the area around the navel (see picture 3).

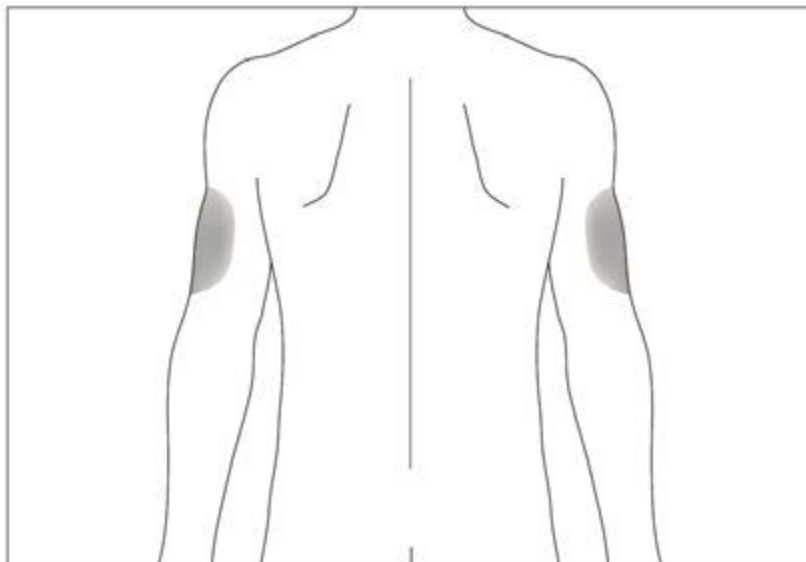


3



If someone else is injecting you, they can also use the back of your arms (see picture 4).

4

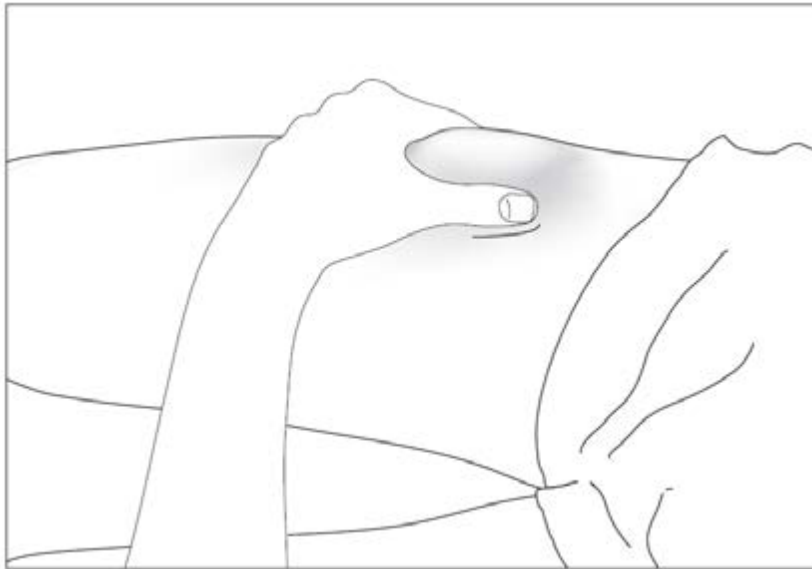


It is better to change the injection site every day to avoid the risk of soreness at any one site.

**How do I give my injection?**

- a. Disinfect the injection site by using an alcohol swab and pinch the skin between your thumb and forefinger, without squeezing it (see picture 5).

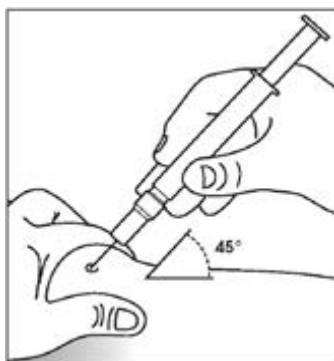
5



Pre-filled syringe without needle safety guard

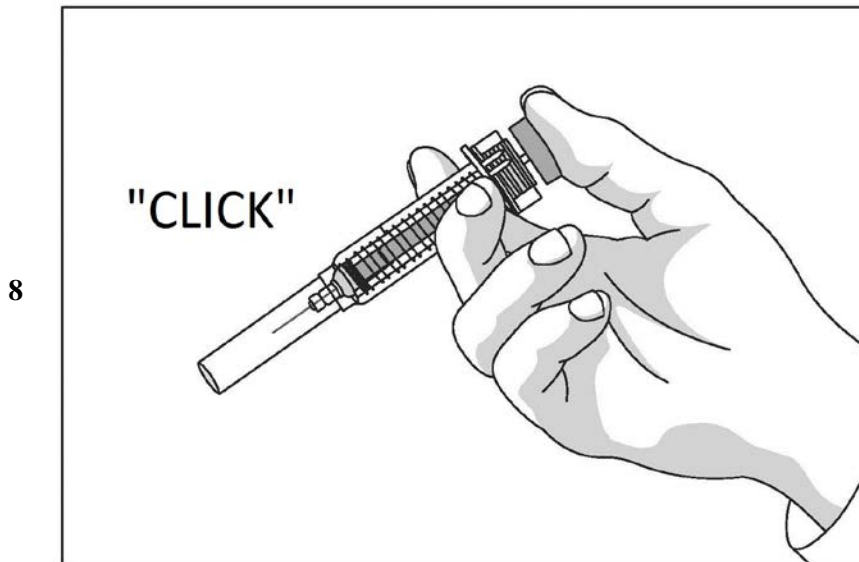
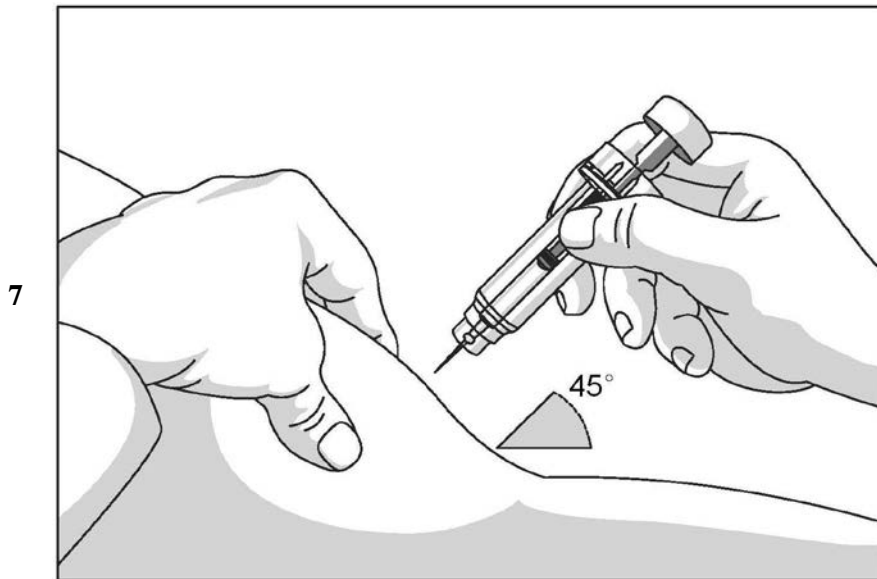
- b. Put the needle fully into the skin as shown by your nurse or doctor (see picture 6).
- c. Pull slightly on the plunger to check that a blood vessel has not been punctured. If you see blood in the syringe, remove the needle and re-insert it in another place.
- d. Always keeping your skin pinched, depress the plunger slowly and evenly until the entire dose has been given and the plunger cannot be depressed any further. Do not release the pressure on the plunger!
- e. Inject only the dose your doctor has told you.
- f. After injecting the liquid, remove the needle while maintaining pressure on the plunger and then let go of your skin.
- g. Put the used syringe in the disposal container. Use each syringe only for one injection.

6



Pre-filled syringe with needle safety guard

- h. Put the needle fully into the skin as shown by your nurse or doctor (see picture 7).
- i. Pull slightly on the plunger to check that a blood vessel has not been punctured. If you see blood in the syringe, remove the needle and re-insert it in another place.
- j. Inject only the dose your doctor has told you following the instructions below.
- k. Always keeping your skin pinched, depress the plunger slowly and evenly while grasping the finger flange until the entire dose has been given and the plunger cannot be depressed any further. Do not release the pressure on the plunger!
- l. After injecting the liquid, remove the needle while keeping the syringe at the same angle and maintaining pressure on the plunger, then let go of your skin. The protective sleeve will automatically cover the needle and an audible “click” will be heard to confirm shield activation (see picture 8). The needle guard will not activate unless the entire dose has been given.



**Remember**

If you have any problems, please do not be afraid to ask your doctor or nurse for help and advice.

**Disposing of used syringes**

- The needle safety guard prevents needle stick injuries after use, so no special precautions for disposal are required. Dispose of the syringe as instructed by your doctor, nurse or pharmacist.

**If you use more Accofil than you should**

If you use more Accofil than you should, contact your doctor or pharmacist as soon as possible.

**If you forget to use Accofil**

Do not take a double dose to make up for a forgotten injection. Contact your doctor to discuss when you should inject the next dose.

## **If you stop using Accofil**

Your doctor will tell you when to stop using Accofil. It is quite normal to have a number of courses of treatment with Accofil.

If you have any further questions on the use of this medicine, ask your doctor or pharmacist.

## **4. Possible side effects**

**Tell your doctor immediately** during treatment:

- if you experience an allergic reaction including weakness, drop in blood pressure, difficulty breathing, swelling of the face (anaphylaxis), skin rash, itchy rash (urticaria), swelling of the face, lips, mouth, tongue or throat (angioedema) and shortness of breath (dyspnoea). Hypersensitivity is common in patients with cancer;
- if you experience a cough, fever and difficulty breathing (dyspnoea) as this can be a sign of Adult Respiratory Distress Syndrome (ARDS). ARDS is uncommon in patients with cancer;
- if you get left upper belly (abdominal) pain, pain below the left rib cage or pain at the tip of your shoulder since this may relate to a problem with your spleen (splenomegaly). This is very common in severe chronic neutropenia patients, common in HIV patients and uncommon in normal stem cell donors.
- if you are being treated for severe chronic neutropenia and you have blood in your urine (haematuria). Your doctor may regularly test your urine if you experience this side effect or if protein is found in your urine (proteinuria).
- If you have any of the following or a combination of the following side effects: swelling or puffiness, which may be associated with passing water less frequently, difficulty breathing, abdominal swelling and feeling of fullness, and a general feeling of tiredness. These symptoms generally develop in a rapid fashion. These could be symptoms of an uncommon condition (may affect up to 1 in 100 people) called Capillary Leak Syndrome which causes the blood to leak from the small blood vessels into your body and needs urgent medical attention.

A very frequent side effect of Accofil use is pain in your muscles or bones (musculoskeletal pain), which can be helped by taking standard pain relief medicines (analgesics). In patients undergoing a stem cell or bone marrow transplant, Graft versus host disease (GvHD) may occur- this is a reaction of the donor cells against the patient receiving the transplant; signs and symptoms include rash on the palms of your hands and soles of your feet and ulcer and sores in your mouth, gut, liver, skin, or your eyes, lungs, vagina and joints. Very commonly seen in normal stem cells donors is increase in white blood cells (leukocytosis) and decrease of platelets which reduces the ability of blood to clot (thrombocytopenia), these will be monitored by your doctor.

Like all medicines, this medicine can cause side effects, although not everybody gets them.

**Very common side effects** (seen in more than 1 in 10 people who take Accofil):  
**in cancer patients**

- changes in blood chemistry
- increase in certain enzymes in the blood
- decreased appetite
- headache
- pain in the mouth and throat (oropharyngeal pain)
- cough
- diarrhoea
- vomiting
- constipation
- nausea
- skin rash

- unusual hair loss or thinning (alopecia)
- pain in your muscles or bones (musculoskeletal pain)
- generalized weakness (asthenia)
- tiredness (fatigue)
- soreness and swelling of the digestive tract lining which runs from the mouth to the anus (mucosal inflammation)
- shortness of breath (dyspnoea)

**in normal stem cell donors**

- decrease of platelets which reduces the ability of blood to clot (thrombocytopenia)
- increase in white blood cells (leukocytosis)
- headache
- pain in your muscles or bones (musculoskeletal pain)

**in severe chronic neutropenia patients**

- enlargement of the spleen (splenomegaly)
- low red blood cell count (anaemia)
- changes in blood chemistry
- increase of certain enzymes in the blood
- headache
- nose bleeds (epistaxis)
- diarrhoea
- enlargement of the liver (hepatomegaly)
- skin rash
- pain in your muscles or bones (musculoskeletal pain)
- joint pain (arthralgia)

**in HIV patients**

- pain in your muscles or bones (musculoskeletal pain)

**Common side effects** (seen in more than 1 in 100 people taking Accofil):

**in cancer patients**

- allergic reaction (drug hypersensitivity)
- low blood pressure (hypotension)
- pain while passing urine (dysuria)
- chest pain
- coughing up blood (haemoptysis)

**in normal stem cell donors**

- increase of certain enzymes in the blood
- shortness of breath (dyspnoea)
- enlargement of the spleen (splenomegaly)

**in severe chronic neutropenia patients**

- decrease in platelets which reduces the ability of blood to clot (thrombocytopenia)
- changes in blood chemistry
- inflammation of the blood vessels in the skin (cutaneous vasculitis)
- unusual hair loss or thinning (alopecia)
- disease which causes bones to become less dense, making them weaker, more brittle and likely to break (osteoporosis)
- blood in the urine (haematuria)
- injection site pain

**in HIV patients**

- enlargement of the spleen (splenomegaly)

**Uncommon side effects** (seen in more than 1 in 1000 people taking Accofil):

**in cancer patients**

- severe pain in the bones, chest, gut or joints (sickle cell crisis)
- rejection of transplanted bone marrow (graft versus host disease)
- pain and swelling of the joints, similar to gout (pseudogout)
- severe lung inflammation causing difficulty in breathing (acute respiratory distress syndrome)
- lungs do not function as they should, causing breathlessness (respiratory failure)
- swelling and/or fluid in the lungs (pulmonary oedema)
- inflammation of the lungs (interstitial lung disease)
- abnormal x-rays of the lungs (lung infiltration)
- plum-coloured, raised, painful sores on the limbs and sometimes the face and neck with fever (Sweets syndrome)
- inflammation of the blood vessels in the skin (cutaneous vasculitis)
- worsening of rheumatoid arthritis
- unusual change in urine
- pain
- liver damage caused by blocking of the small veins within the liver (veno-occlusive disease)
- bleeding from the lung (pulmonary haemorrhage)
- a change in how your body regulates fluids within your body and may result in puffiness

**in normal stem cell donors**

- rupture of the spleen
- sudden life-threatening allergic reaction (anaphylactic reaction)
- changes in blood chemistry
- bleeding in the lung (pulmonary haemorrhage)
- coughing up blood (haemoptysis)
- abnormal x-rays of the lung (lung infiltration)
- lack of absorption of oxygen in the lung (hypoxia)
- increase of certain enzymes in the blood
- worsening of rheumatoid arthritis

**in severe chronic neutropenia patients**

- excess protein in the urine (proteinuria)
- rupture of the spleen

If you get any side effects, talk to your doctor, pharmacist or nurse. This includes any side effects not listed in this leaflet.

**Reporting of side effects**

If you get any side effects, talk to your doctor. This includes any possible side effects not listed in this leaflet. You can also report side effects directly via the national reporting system listed in [Appendix V](#). By reporting side effects you can help provide more information on the safety of this medicine.

**5. How to store Accofil**

Keep out of the sight and reach of children.

Do not use this medicine after the expiry date which is stated on the outer carton and on the pre-filled syringe after EXP. The expiry date refers to the last day of the month.

Store in a refrigerator (2°C - 8°C). Do not freeze.

The syringe can be removed from the refrigerator and left at room temperature (not above 25°C) for a single period, that ends within the labelled expiry date, of up to a maximum of 15 days. At the end of this period, the product should not be put back in the refrigerator and should be disposed of.

Keep the pre-filled syringe in the carton in order to protect from light.

Do not use Accofil if you notice it is cloudy, or there is discoloration or there are particles in it.

Do not put the cover back on used needles, as you may accidentally prick yourself. Medicines should not be disposed of via wastewater or household waste. Ask your pharmacist how to dispose of medicines no longer required. These measures will help to protect the environment.

## **6. Contents of the pack and other information**

### **What Accofil contains**

- The active substance is filgrastim. Each pre-filled syringe contains 48 MU (480 micrograms) filgrastim in 0.5 ml, corresponding to 0.96 mg/ml.
- The other ingredients are acetic acid, sodium hydroxide, sorbitol (E420), polysorbate 80 and water for injections.

### **What Accofil looks like and contents of the pack**

Accofil is a clear colourless solution for injection or infusion in a pre-filled syringe marked with 1/40 printed markings from 0.1 mL to 1 mL on the syringe barrel, with an injection needle. Each pre-filled syringe contains 0.5 ml of solution.

Accofil is available in packs containing 1, 3, 5, 7 and 10 pre-filled syringes, with prefixed needle safety guard in individual blister pack or without needle safety guard / blister and alcohol swabs.

Not all pack sizes may be marketed.

### **Marketing Authorisation Holder and Manufacturer**

Accord Healthcare Limited  
Sage House, 319 Pinner Road  
North Harrow,  
Middlesex, HA1 4HF  
United Kingdom

For any information about this medicine, please contact the local representative of the Marketing Authorisation Holder:

**AT / BE / BG / CY / CZ / DE / DK /  
EE / EL / FI / HR / HU / IS / LT /  
LV / LX / MT / NL / NO / PT /  
PL / RO / SE / SI / SK / UK**

Accord Healthcare Limited  
Tel : +44 (0)208 863 1427

#### **ES**

Accord Healthcare S.L.U.  
Tel: +34 93 301 00 64

#### **FR**

**Arrow Génériques**  
Tél: +33 4 72 72 60 72

#### **IT**

Accord Healthcare Limited  
Tel: +39 02 94323700

**This leaflet was last revised in**

Detailed information on this medicine is available on the European Medicines Agency web site:  
<http://www.ema.europa.eu>

-----  
**The following information is intended for medical or healthcare professionals only:**

Accofil does not contain any preservative. In view of the possible risk of microbial contamination, Accofil syringes are for single use only.

Accidental exposure to freezing temperatures for up to 24 hours does not affect the stability of Accofil. If exposure has been greater than 24 hours or frozen more than once then Accofil should NOT be used.

In order to improve traceability of granulocyte-colony stimulating factors, the product name (Accofil) and batch number of the administered product should be clearly recorded in the patient file

Accofil should not be diluted with sodium chloride solution. This medicinal product must not be mixed with other medicinal products except those mentioned below. Diluted filgrastim may be adsorbed to glass and plastic materials except diluted, as mentioned below.

If required, Accofil may be diluted in 5% glucose. Dilution to a final concentration less than 0.2 MU (2 µg) per ml is not recommended at any time.

The solution should be visually inspected prior to use. Only clear solutions without particles should be used.

For patients treated with filgrastim diluted to concentrations below 1.5 MU (15 µg) per ml, human serum albumin (HSA) should be added to a final concentration of 2 mg/ml. Example: In a final injection volume of 20 ml, total doses of filgrastim less than 30 MU (300 µg) should be given with 0.2 ml of 200 mg/ml (20%) human albumin solution added.

When diluted in 5% glucose, Accofil is compatible with glass and a variety of plastics including PVC, polyolefin (a co-polymer of polypropylene and polyethylene) and polypropylene.

After dilution:

Chemical and physical in-use stability of the diluted solution for infusion has been demonstrated for 24 hours at 2 °C to 8 °C. From a microbiological point of view, the product should be used immediately. If not used immediately, in-use storage times and conditions prior to use are the responsibility of the user and would normally not be longer than 24 hours at 2 °C to 8 °C, unless dilution has taken place in controlled and validated aseptic conditions.

Using the pre-filled syringe with a needle safety guard

The needle safety guard covers the needle after injection to prevent needle stick injury. This does not affect normal operation of the syringe. Depress the plunger slowly and evenly until the entire dose has been given and the plunger cannot be depressed any further. While maintaining pressure on the plunger, remove the syringe from the patient. The needle safety guard will cover the needle when releasing the plunger.



Using the pre-filled syringe without a needle safety guard

Administer the dose as per standard protocol.

Disposal

Any unused product or waste material should be disposed of in accordance with local requirements.