

ANNEX I

SUMMARY OF PRODUCT CHARACTERISTICS

1. NAME OF THE MEDICINAL PRODUCT

Cegfila 6 mg solution for injection in pre-filled syringe

2. QUALITATIVE AND QUANTITATIVE COMPOSITION

Each pre-filled syringe contains 6 mg of pegfilgrastim* in 0.6 mL solution for injection. The concentration is 10 mg/mL based on protein**.

*Produced in *Escherichia coli* cells by recombinant DNA technology followed by conjugation with polyethylene glycol (PEG).

** The concentration is 20 mg/mL if the PEG moiety is included.

The potency of this product should not be compared to the potency of another pegylated or nonpegylated protein of the same therapeutic class. For more information, see section 5.1

Excipient with known effect

Each pre-filled syringe contains 30 mg sorbitol (E 420).

For the full list of excipients, see section 6.1.

3. PHARMACEUTICAL FORM

Solution for injection

Clear, colourless solution for injection.

4. CLINICAL PARTICULARS

4.1 Therapeutic indications

Reduction in the duration of neutropenia and the incidence of febrile neutropenia in adult patients treated with cytotoxic chemotherapy for malignancy (with the exception of chronic myeloid leukaemia and myelodysplastic syndromes).

4.2 Posology and method of administration

Cegfila therapy should be initiated and supervised by physicians experienced in oncology and/or haematology.

Posology

One 6 mg dose (a single pre-filled syringe) of Cegfila is recommended for each chemotherapy cycle, given at least 24 hours after cytotoxic chemotherapy.

Special populations

Paediatric population

The safety and efficacy of pegfilgrastim in children has not yet been established. Currently available data are described in sections 4.8, 5.1 and 5.2 but no recommendation on a posology can be made.

Patients with renal impairment

No dose change is recommended in patients with renal impairment, including those with end stage renal disease.

Method of administration

Cegfila is injected subcutaneously. The injections should be given into the thigh, abdomen or upper arm.

For instructions on handling of the medicinal product before administration, see section 6.6.

4.3 Contraindications

Hypersensitivity to the active substance or to any of the excipients listed in section 6.1.

4.4 Special warnings and precautions for use

Traceability

In order to improve the traceability of biological medicinal products, the name and the batch number of the administered product should be clearly recorded.

Limited clinical data suggest a comparable effect on time to recovery of severe neutropenia for pegfilgrastim to filgrastim in patients with *de novo* acute myeloid leukaemia (AML) (see section 5.1). However, the long-term effects of Cegfila have not been established in AML; therefore, it should be used with caution in this patient population.

Granulocyte-colony stimulating factor can promote growth of myeloid cells *in vitro* and similar effects may be seen on some non-myeloid cells *in vitro*.

The safety and efficacy of Cegfila have not been investigated in patients with myelodysplastic syndrome, chronic myelogenous leukaemia, and in patients with secondary AML; therefore, it should not be used in such patients. Particular care should be taken to distinguish the diagnosis of blast transformation of chronic myeloid leukaemia from AML.

The safety and efficacy of Cegfila administration in *de novo* AML patients aged < 55 years with cytogenetics t (15;17) have not been established.

The safety and efficacy of Cegfila have not been investigated in patients receiving high dose chemotherapy. This medicinal product should not be used to increase the dose of cytotoxic chemotherapy beyond established dose regimens.

Pulmonary adverse events

Pulmonary adverse reactions, in particular interstitial pneumonia, have been reported after G-CSF administration. Patients with a recent history of pulmonary infiltrates or pneumonia may be at higher risk (see section 4.8). The onset of pulmonary signs such as cough, fever, and dyspnoea in association with radiological signs of pulmonary infiltrates, and deterioration in pulmonary function along with increased neutrophil count may be preliminary signs of Acute Respiratory Distress Syndrome (ARDS). In such circumstances Cegfila should be discontinued at the discretion of the physician and the appropriate treatment given (see section 4.8).

Glomerulonephritis

Glomerulonephritis has been reported in patients receiving filgrastim and pegfilgrastim. Generally, events of glomerulonephritis resolved after dose reduction or withdrawal of filgrastim and pegfilgrastim. Urinalysis monitoring is recommended.

Capillary leak syndrome

Capillary leak syndrome has been reported after granulocyte-colony stimulating factor administration and is characterised by hypotension, hypoalbuminaemia, oedema and haemoconcentration. Patients who develop symptoms of capillary leak syndrome should be closely monitored and receive standard symptomatic treatment, which may include a need for intensive care (see section 4.8).

Splenomegaly and splenic rupture

Generally asymptomatic cases of splenomegaly and cases of splenic rupture, including some fatal cases, have been reported following administration of pegfilgrastim (see section 4.8). Therefore, spleen size should be carefully monitored (e.g. clinical examination, ultrasound). A diagnosis of splenic rupture should be considered in patients reporting left upper abdominal pain or shoulder tip pain.

Thrombocytopenia and anaemia

Treatment with pegfilgrastim alone does not preclude thrombocytopenia and anaemia because full dose myelosuppressive chemotherapy is maintained on the prescribed schedule. Regular monitoring of platelet count and haematocrit is recommended. Special care should be taken when administering single or combination chemotherapeutic agents which are known to cause severe thrombocytopenia.

Myelodysplastic syndrome and acute myeloid leukaemia in breast and lung cancer patients

In the post-marketing observational study setting, pegfilgrastim in conjunction with chemotherapy and/or radiotherapy has been associated with development of myelodysplastic syndrome (MDS) and acute myeloid leukaemia (AML) in breast and lung cancer patients (see section 4.8). Monitor breast and lung cancer patients for signs and symptoms of MDS/AML.

Sickle cell anaemia

Sickle cell crises have been associated with the use of pegfilgrastim in patients with sickle cell trait or sickle cell disease (see section 4.8). Therefore, physicians should use caution when prescribing Cegfila in patients with sickle cell trait or sickle cell disease, should monitor appropriate clinical parameters and laboratory status and be attentive to the possible association of this medicinal product with splenic enlargement and vaso-occlusive crisis.

Leukocytosis

White blood cell (WBC) counts of $100 \times 10^9/L$ or greater have been observed in less than 1 % of patients receiving pegfilgrastim therapy. No adverse events directly attributable to this degree of leukocytosis have been reported. Such elevation in white blood cells is transient, typically seen 24 to 48 hours after administration and is consistent with the pharmacodynamic effects of this medicinal product. Consistent with the clinical effects and the potential for leukocytosis, a WBC count should be performed at regular intervals during therapy. If leukocyte counts exceed $50 \times 10^9/L$ after the expected nadir, this medicinal product should be discontinued immediately.

Hypersensitivity

Hypersensitivity, including anaphylactic reactions, occurring on initial or subsequent treatment have been reported in patients treated with pegfilgrastim. Permanently discontinue Cegfila in patients with clinically significant hypersensitivity. Do not administer Cegfila to patients with a history of hypersensitivity to pegfilgrastim or filgrastim. If a serious allergic reaction occurs, appropriate therapy should be administered, with close patient follow-up over several days.

Stevens-Johnson syndrome

Stevens-Johnson syndrome (SJS), which can be life-threatening or fatal, has been reported rarely in association with pegfilgrastim treatment. If the patient has developed SJS with the use of pegfilgrastim, treatment with pegfilgrastim must not be restarted in this patient at any time.

Immunogenicity

As with all therapeutic proteins, there is a potential for immunogenicity. Rates of generation of antibodies against pegfilgrastim is generally low. Binding antibodies do occur as expected with all biologics; however, they have not been associated with neutralising activity at present.

Aortitis

Aortitis has been reported after G-CSF administration in healthy subjects and in cancer patients. The symptoms experienced included fever, abdominal pain, malaise, back pain and increased inflammatory markers (e.g. C-reactive protein and white blood cell count). In most cases aortitis was diagnosed by CT scan and generally resolved after withdrawal of G-CSF (see section 4.8).

Other warnings

The safety and efficacy of Cegfila for the mobilisation of blood progenitor cells in patients or healthy donors has not been adequately evaluated.

Increased haematopoietic activity of the bone marrow in response to growth factor therapy has been associated with transient positive bone imaging findings. This should be considered when interpreting bone-imaging results.

Excipients

This medicinal product contains 30 mg sorbitol in each pre-filled syringe which is equivalent to 50 mg/mL. The additive effect of concomitantly administered products containing sorbitol (or fructose) and dietary intake of sorbitol (or fructose) should be taken into account.

This medicinal product contains less than 1 mmol (23 mg) sodium per 6 mg dose, that is to say essentially 'sodium-free'.

4.5 Interaction with other medicinal products and other forms of interaction

Due to the potential sensitivity of rapidly dividing myeloid cells to cytotoxic chemotherapy, Cegfila should be administered at least 24 hours after administration of cytotoxic chemotherapy. In clinical trials, pegfilgrastim has been safely administered 14 days before chemotherapy. Concomitant use of Cegfila with any chemotherapy agent has not been evaluated in patients. In animal models concomitant administration of pegfilgrastim and 5-fluorouracil (5-FU) or other antimetabolites has been shown to potentiate myelosuppression.

Possible interactions with other haematopoietic growth factors and cytokines have not been specifically investigated in clinical trials.

The potential for interaction with lithium, which also promotes the release of neutrophils, has not been specifically investigated. There is no evidence that such an interaction would be harmful.

The safety and efficacy of Cegfila have not been evaluated in patients receiving chemotherapy associated with delayed myelosuppression e.g., nitrosoureas.

Specific interaction or metabolism studies have not been performed, however, clinical trials have not indicated an interaction of pegfilgrastim with any other medicinal products.

4.6 Fertility, pregnancy and lactation

Pregnancy

There are no or limited amount of data from the use of pegfilgrastim in pregnant women. Studies in animals have shown reproductive toxicity (see section 5.3). Cegfila is not recommended during pregnancy and in women of childbearing potential not using contraception.

Breast-feeding

There is insufficient information on the excretion of pegfilgrastim/metabolites in human milk a risk to the newborns/infants cannot be excluded. A decision must be made whether to discontinue breast-feeding or to discontinue/abstain from Cegila therapy taking into account the benefit of breast-feeding for the child and the benefit of therapy for the woman.

Fertility

Pegfilgrastim did not affect reproductive performance or fertility in male or female rats at cumulative weekly doses approximately 6 to 9 times higher than the recommended human dose (based on body surface area) (see section 5.3).

4.7 Effects on ability to drive and use machines

Cegila has no or negligible influence on the ability to drive and use machines.

4.8 Undesirable effects

Summary of the safety profile

The most frequently reported adverse reactions were bone pain (very common [$\geq 1/10$]) and musculoskeletal pain (common). Bone pain was generally of mild to moderate severity, transient and could be controlled in most patients with standard analgesics.

Hypersensitivity-type reactions, including skin rash, urticaria, angioedema, dyspnoea, erythema, flushing, and hypotension occurred on initial or subsequent treatment with pegfilgrastim (uncommon [$\geq 1/1\ 000$ to $< 1/100$]). Serious allergic reactions, including anaphylaxis can occur in patients receiving pegfilgrastim (uncommon) (see section 4.4).

Capillary leak syndrome, which can be life-threatening if treatment is delayed, has been reported as uncommon ($\geq 1/1\ 000$ to $< 1/100$) in cancer patients undergoing chemotherapy following administration of granulocyte colony-stimulating factors; see section 4.4 and section “Description of selected adverse reactions” below.

Splenomegaly, generally asymptomatic, is uncommon.

Splenic rupture including some fatal cases is uncommonly reported following administration of pegfilgrastim (see section 4.4). Uncommon pulmonary adverse reactions including interstitial pneumonia, pulmonary oedema, pulmonary infiltrates and pulmonary fibrosis have been reported. Uncommonly, cases have resulted in respiratory failure or Acute Respiratory Distress Syndrome (ARDS), which may be fatal (see section 4.4).

Isolated cases of sickle cell crises have been reported in patients with sickle cell trait or sickle cell disease (uncommon in sickle cell patients) (see section 4.4).

Tabulated list of adverse reactions

The data in the table below describe adverse reactions reported from clinical trials and spontaneous reporting. Within each frequency grouping, adverse reactions are presented in order of decreasing seriousness.

MedDRA system organ class	Adverse reactions				
	Very common ($\geq 1/10$)	Common ($\geq 1/100$ to $< 1/10$)	Uncommon ($\geq 1/1\ 000$ to $< 1/100$)	Rare ($\geq 1/10\ 000$ to $< 1/1\ 000$)	Very rare ($< 1/10\ 000$)
Neoplasms benign, malignant and unspecified (incl cysts and polyps)			Myelodysplastic syndrome ¹ Acute myeloid leukaemia ¹		
Blood and lymphatic system disorders		Thrombocytope nia ¹ Leukocytosis ¹	Sickle cell anemia with crisis ² ; Splenomegaly ² ; Splenic rupture ²		
Immune system disorders			Hypersensitivity reactions; Anaphylaxis		
Metabolism and nutrition disorders			Elevations in uric acid		
Nervous system disorders	Headache ¹				
Vascular disorders			Capillary leak syndrome ¹	Aortitis	
Respiratory, thoracic and mediastinal disorders			Acute Respiratory Distress Syndrome ² ; Pulmonary adverse reactions (interstitial pneumonia, pulmonary oedema, pulmonary infiltrates and pulmonary fibrosis) Haemoptysis	Pulmonary hemorrhage	
Gastrointestina l disorders	Nausea ¹				
Skin and subcutaneous tissue disorders			Sweet's syndrome (acute febrile neutrophilic dermatosis) ^{1,2} ; Cutaneous vasculitis ^{1,2}	Stevens- Johnson syndrome	

MedDRA system organ class	Adverse reactions				
	Very common ($\geq 1/10$)	Common ($\geq 1/100$ to $< 1/10$)	Uncommon ($\geq 1/1\ 000$ to $< 1/100$)	Rare ($\geq 1/10\ 000$ to $< 1/1\ 000$)	Very rare ($< 1/10\ 000$)
Musculoskeletal and connective tissue disorders	Bone pain	Musculoskeletal pain (myalgia, arthralgia, pain in extremity, back pain, musculoskeletal pain, neck pain)			
Renal and urinary disorders			Glomerulonephritis ²		
General disorders and administration site conditions		Injection site pain, Non-cardiac chest pain ¹	Injection site reactions ²		
Investigations			Elevations in lactate dehydrogenase and alkaline phosphatase ¹ ; Transient elevations in LFT's for ALT or AST ¹		

¹ See section "Description of selected adverse reactions" below.

² This adverse reaction was identified through post-marketing surveillance but not observed in randomised, controlled clinical trials in adults that supported the marketing authorisation. The frequency category was estimated from a statistical calculation based upon 1,576 patients receiving pegfilgrastim in nine randomised clinical trials.

Description of selected adverse reactions

Uncommon cases of Sweet's syndrome have been reported, although in some cases underlying haematological malignancies may play a role.

Uncommon events of cutaneous vasculitis have been reported in patients treated with pegfilgrastim. The mechanism of vasculitis in patients receiving pegfilgrastim is unknown.

Injection site reactions, including injection site erythema (uncommon) as well as injection site pain (common) have occurred on initial or subsequent treatment with pegfilgrastim.

Common cases of leukocytosis (White Blood Count [WBC] $> 100 \times 10^9/L$) have been reported (see section 4.4).

Reversible, mild to moderate elevations in uric acid and alkaline phosphatase, with no associated clinical effects, were uncommon; reversible, mild to moderate elevations in lactate dehydrogenase, with no associated clinical effects, were uncommon in patients receiving pegfilgrastim following cytotoxic chemotherapy.

Nausea and headaches were very commonly observed in patients receiving chemotherapy.

Uncommon elevations in liver function tests (LFTs) for ALT (alanine aminotransferase) or AST

(aspartate aminotransferase), have been observed in patients after receiving pegfilgrastim following cytotoxic chemotherapy. These elevations are transient and return to baseline.

An increased risk of MDS/AML following treatment with pegfilgrastim in conjunction with chemotherapy and/or radiotherapy has been observed in an epidemiological study in breast and lung cancer patients (see section 4.4).

Common cases of thrombocytopenia have been reported.

Cases of capillary leak syndrome have been reported in the post marketing setting with granulocyte colony-stimulating factor use. These have generally occurred in patients with advanced malignant diseases, sepsis, taking multiple chemotherapy medicinal products or undergoing apheresis (see section 4.4).

Paediatric population

The experience in children is limited. A higher frequency of serious adverse reactions in younger children aged 0-5 years (92 %) has been observed compared to older children aged 6-11 and 12-21 years respectively (80 % and 67 %) and adults. The most common adverse reaction reported was bone pain (see sections 5.1 and 5.2).

Reporting of suspected adverse reactions

Reporting suspected adverse reactions after authorisation of the medicinal product is important. It allows continued monitoring of the benefit/risk balance of the medicinal product. Healthcare professionals are asked to report any suspected adverse reactions via the national reporting system listed in [Appendix V](#).

4.9 Overdose

Single doses of 300 mcg/kg have been administered subcutaneously to a limited number of healthy volunteers and patients with non-small cell lung cancer without serious adverse reactions. The adverse events were similar to those in subjects receiving lower doses of pegfilgrastim.

5. PHARMACOLOGICAL PROPERTIES

5.1 Pharmacodynamic properties

Pharmacotherapeutic group: immunostimulants, colony stimulating factor; ATC Code: L03AA13

Cegfila is a biosimilar medicinal product. Detailed information is available on the website of the European Medicines Agency <http://www.ema.europa.eu>.

Human granulocyte colony stimulating factor (G-CSF) is a glycoprotein, which regulates the production and release of neutrophils from the bone marrow. Pegfilgrastim is a covalent conjugate of recombinant human G-CSF (r-metHuG-CSF) with a single 20 kd polyethylene glycol (PEG) molecule. Pegfilgrastim is a sustained duration form of filgrastim due to decreased renal clearance. Pegfilgrastim and filgrastim have been shown to have identical modes of action, causing a marked increase in peripheral blood neutrophil counts within 24 hours, with minor increases in monocytes and/or lymphocytes. Similarly to filgrastim, neutrophils produced in response to pegfilgrastim show normal or enhanced function as demonstrated by tests of chemotactic and phagocytic function. As with other haematopoietic growth factors, G-CSF has shown *in vitro* stimulating properties on human endothelial cells. G-CSF can promote growth of myeloid cells, including malignant cells, *in vitro* and similar effects may be seen on some non-myeloid cells *in vitro*.

In two randomised, double-blind, pivotal studies in patients with high risk stage II-IV breast cancer undergoing myelosuppressive chemotherapy consisting of doxorubicin and docetaxel, use of pegfilgrastim, as a single once per cycle dose, reduced the duration of neutropenia and the incidence of febrile neutropenia similarly to that observed with daily administrations of filgrastim (a median of 11 daily administrations). In the absence of growth factor support, this regimen has been reported to result in a mean duration of grade 4 neutropenia of 5 to 7 days, and a 30-40 % incidence of febrile neutropenia.

In one study (n = 157), which used a 6 mg fixed dose of pegfilgrastim the mean duration of grade 4 neutropenia for the pegfilgrastim group was 1.8 days compared with 1.6 days in the filgrastim group (difference 0.23 days, 95 % CI -0.15, 0.63). Over the entire study, the rate of febrile neutropenia was 13 % of pegfilgrastim-treated patients compared with 20 % of filgrastim-treated patients (difference 7 %, 95 % CI of -19 %, 5 %). In a second study (n = 310), which used a weight-adjusted dose (100 mcg/kg), the mean duration of grade 4 neutropenia for the pegfilgrastim group was 1.7 days, compared with 1.8 days in the filgrastim group (difference 0.03 days, 95 % CI -0.36, 0.30). The overall rate of febrile neutropenia was 9 % of patients treated with pegfilgrastim and 18 % of patients treated with filgrastim (difference 9 %, 95 % CI of -16.8 %, -1.1 %).

In a placebo-controlled, double blind study in patients with breast cancer the effect of pegfilgrastim on the incidence of febrile neutropenia was evaluated following administration of a chemotherapy regimen associated with a febrile neutropenia rate of 10-20 % (docetaxel 100 mg/m² every 3 weeks for 4 cycles). Nine hundred and twenty eight patients were randomised to receive either a single dose of pegfilgrastim or placebo approximately 24 hours (Day 2) after chemotherapy in each cycle. The incidence of febrile neutropenia was lower for patients randomised to receive pegfilgrastim compared with placebo (1 % versus 17 %, p < 0.001). The incidence of hospitalisations and IV anti-infective use associated with a clinical diagnosis of febrile neutropenia was lower in the pegfilgrastim group compared with placebo (1 % versus 14 %, p < 0.001; and 2 % versus 10 %, p < 0.001).

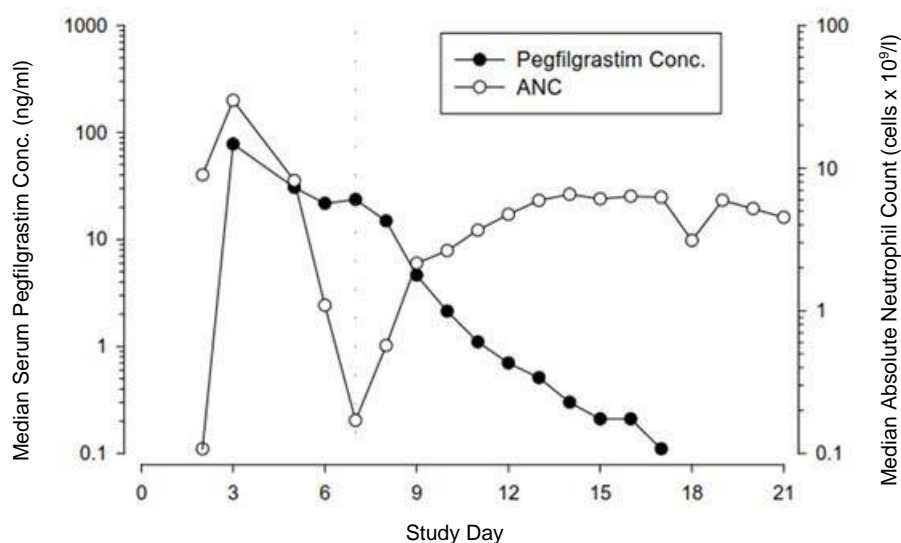
A small (n = 83), Phase II, randomised, double-blind study in patients receiving chemotherapy for *de novo* acute myeloid leukaemia compared pegfilgrastim (single dose of 6 mg) with filgrastim, administered during induction chemotherapy. Median time to recovery from severe neutropenia was estimated as 22 days in both treatment groups. Long term outcome was not studied (see section 4.4).

In a phase II (n = 37) multicentre, randomised, open-label study of paediatric sarcoma patients receiving 100 mcg/kg pegfilgrastim following cycle 1 of vincristine, doxorubicin and cyclophosphamide (VAdriaC/IE) chemotherapy, a longer duration of severe neutropenia (neutrophils < 0.5 × 10⁹/L) was observed in younger children aged 0-5 years (8.9 days) compared to older children aged 6-11 years and 12-21 years (6 days and 3.7 days, respectively) and adults. Additionally a higher incidence of febrile neutropenia was observed in younger children aged 0-5 years (75 %) compared to older children aged 6-11 years and 12-21 years (70 % and 33 %, respectively) and adults (see sections 4.8 and 5.2).

5.2 Pharmacokinetic properties

After a single subcutaneous dose of pegfilgrastim, the peak serum concentration of pegfilgrastim occurs at 16 to 120 hours after dosing and serum concentrations of pegfilgrastim are maintained during the period of neutropenia after myelosuppressive chemotherapy. The elimination of pegfilgrastim is non-linear with respect to dose; serum clearance of pegfilgrastim decreases with increasing dose. Pegfilgrastim appears to be mainly eliminated by neutrophil mediated clearance, which becomes saturated at higher doses. Consistent with a self-regulating clearance mechanism, the serum concentration of pegfilgrastim declines rapidly at the onset of neutrophil recovery (see figure 1).

Figure 1: Profile of median pegfilgrastim serum concentration and absolute neutrophil count (ANC) in chemotherapy treated patients after a single 6 mg injection



Due to the neutrophil-mediated clearance mechanism, the pharmacokinetics of pegfilgrastim is not expected to be affected by renal or hepatic impairment. In an open label, single dose study (n = 31) various stages of renal impairment, including end-stage renal disease, had no impact on the pharmacokinetics of pegfilgrastim.

Elderly

Limited data indicate that the pharmacokinetics of pegfilgrastim in elderly subjects (> 65 years) is similar to that in adults.

Paediatric population

The pharmacokinetics of pegfilgrastim were studied in 37 paediatric patients with sarcoma, who received 100 mcg/kg pegfilgrastim after the completion of VAdriaC/IE chemotherapy. The youngest age group (0-5 years) had a higher mean exposure to pegfilgrastim (AUC) (\pm Standard Deviation) (47.9 ± 22.5 mcg·hr/mL) than older children aged 6-11 years and 12-21 years (22.0 ± 13.1 mcg·hr/mL and 29.3 ± 23.2 mcg·hr/mL, respectively) (see section 5.1). With the exception of the youngest age group (0-5 years), the mean AUC in paediatric subjects appeared similar to that for adult patients with high-risk stage II-IV breast cancer and receiving 100 mcg/kg pegfilgrastim after the completion of doxorubicin/docetaxel (see sections 4.8 and 5.1).

5.3 Preclinical safety data

Preclinical data from conventional studies of repeated dose toxicity revealed the expected pharmacological effects including increases in leukocyte count, myeloid hyperplasia in bone marrow, extramedullary haematopoiesis and splenic enlargement.

There were no adverse effects observed in offspring from pregnant rats given pegfilgrastim subcutaneously, but in rabbits pegfilgrastim has been shown to cause embryo/foetal toxicity (embryo loss) at cumulative doses approximately 4 times the recommended human dose, which were not seen when pregnant rabbits were exposed to the recommended human dose. In rat studies, it was shown that pegfilgrastim may cross the placenta. Studies in rats indicated that reproductive performance, fertility, oestrous cycling, days between pairing and coitus, and intrauterine survival were unaffected by pegfilgrastim given subcutaneously. The relevance of these findings for humans is not known.

6. PHARMACEUTICAL PARTICULARS

6.1 List of excipients

Sodium acetate*
Sorbitol (E 420)
Polysorbate 20
Water for injections
Hydrochloric acid (for pH adjustment)
Sodium hydroxide (for pH adjustment)

*Sodium acetate is prepared by mixing sodium acetate trihydrate and acetic acid.

6.2 Incompatibilities

This medicinal product must not be mixed with other medicinal products, particularly with sodium chloride solutions.

6.3 Shelf life

2 years.

6.4 Special precautions for storage

Store in a refrigerator (2 °C – 8 °C).

Cegfila may be exposed to room temperature (not above 30 °C) for a maximum single period of up to 96 hours. Cegfila left at room temperature for more than 96 hours should be discarded.

Do not freeze. Accidental exposure to freezing temperatures for two periods of less than 72 hours each does not adversely affect the stability of Cegfila.

Keep the container in the outer carton in order to protect from light.

6.5 Nature and contents of container

Pre-filled syringe (Type I glass), with a bromobutyl rubber stopper and a stainless steel needle with an automatic needle guard.

Each pre-filled syringe contains 0.6 mL of solution for injection. Pack size of one pre-filled syringe in a blistered packaging.

6.6 Special precautions for disposal and other handling

Before administration, Cegfila solution should be inspected visually for particulate matter. Only a solution that is clear and colourless should be injected.

Excessive shaking may aggregate pegfilgrastim, rendering it biologically inactive.

Allow the pre-filled syringe to come to room temperature for 30 minutes before using the syringe.

Any unused product or waste material should be disposed of in accordance with local requirements.

7. MARKETING AUTHORISATION HOLDER

Mundipharma Corporation (Ireland) Limited,
United Drug House Magna Drive, Magna Business Park,
Citywest Road, Dublin 24,
Ireland

8. MARKETING AUTHORISATION NUMBER(S)

EU/1/19/1409/001

9. DATE OF FIRST AUTHORISATION/RENEWAL OF THE AUTHORISATION

Date of first authorisation: 19 December 2019
Date of latest renewal:

10. DATE OF REVISION OF THE TEXT

Detailed information on this medicinal product is available on the website of the European Medicines Agency <http://www.ema.europa.eu>.

ANNEX II

- A. MANUFACTURER(S) OF THE BIOLOGICAL ACTIVE SUBSTANCE(S) AND MANUFACTURER(S) RESPONSIBLE FOR BATCH RELEASE**
- B. CONDITIONS OR RESTRICTIONS REGARDING SUPPLY AND USE**
- C. OTHER CONDITIONS AND REQUIREMENTS OF THE MARKETING AUTHORISATION**
- D. CONDITIONS OR RESTRICTIONS WITH REGARD TO THE SAFE AND EFFECTIVE USE OF THE MEDICINAL PRODUCT**

**A. MANUFACTURER OF THE BIOLOGICAL ACTIVE SUBSTANCE AND
MANUFACTURER RESPONSIBLE FOR BATCH RELEASE**

Name and address of the manufacturer of the biological active substance

3P BIOPHARMACEUTICALS SL
C/ Mocholi 2, Poligono Industrial
Mocholi 31110 Noain
Spain

Name and address of the manufacturer responsible for batch release

PharmaKorell GmbH
Georges-Köhler-Str. 2,
79539 Loerrach
Germany

B. CONDITIONS OR RESTRICTIONS REGARDING SUPPLY AND USE

Medicinal product subject to restricted medical prescription (see Annex I: Summary of Product Characteristics, section 4.2).

**C. OTHER CONDITIONS AND REQUIREMENTS OF THE MARKETING
AUTHORISATION**

- **Periodic safety update reports (PSURs)**

The requirements for submission of PSURs for this medicinal product are set out in the list of Union reference dates (EURD list) provided for under Article 107c(7) of Directive 2001/83/EC and any subsequent updates published on the European medicines web-portal.

**D. CONDITIONS OR RESTRICTIONS WITH REGARD TO THE SAFE AND
EFFECTIVE USE OF THE MEDICINAL PRODUCT**

- **Risk management plan (RMP)**

The marketing authorisation holder (MAH) shall perform the required pharmacovigilance activities and interventions detailed in the agreed RMP presented in Module 1.8.2 of the marketing authorisation and any agreed subsequent updates of the RMP.

An updated RMP should be submitted:

- At the request of the European Medicines Agency;
- Whenever the risk management system is modified, especially as the result of new information being received that may lead to a significant change to the benefit/risk profile or as the result of an important (pharmacovigilance or risk minimisation) milestone being reached.

ANNEX III
LABELLING AND PACKAGE LEAFLET

A. LABELLING

PARTICULARS TO APPEAR ON THE OUTER PACKAGING**OUTER CARTON FOR BLISTERED SYRINGE****1. NAME OF THE MEDICINAL PRODUCT**

Cegfila 6 mg solution for injection in pre-filled syringe
pegfilgrastim

2. STATEMENT OF ACTIVE SUBSTANCE(S)

Each pre-filled syringe contains 6 mg of pegfilgrastim in 0.6 mL (10 mg/mL) solution for injection.

3. LIST OF EXCIPIENTS

Excipients: sodium acetate, sorbitol (E 420), polysorbate 20, and water for injections. See package leaflet for further information.

4. PHARMACEUTICAL FORM AND CONTENTS

Solution for injection

1 pre-filled syringe with automatic needle guard (0.6 mL).

5. METHOD AND ROUTE(S) OF ADMINISTRATION

For single use only. For subcutaneous use.

Important: read the package leaflet before handling pre-filled syringe

6. SPECIAL WARNING THAT THE MEDICINAL PRODUCT MUST BE STORED OUT OF THE SIGHT AND REACH OF CHILDREN

Keep out of the sight and reach of children.

7. OTHER SPECIAL WARNING(S), IF NECESSARY

Avoid vigorous shaking.

8. EXPIRY DATE

EXP

9. SPECIAL STORAGE CONDITIONS

Store in a refrigerator. Do not freeze.

Keep the container in the outer carton in order to protect from light.

10. SPECIAL PRECAUTIONS FOR DISPOSAL OF UNUSED MEDICINAL PRODUCTS OR WASTE MATERIALS DERIVED FROM SUCH MEDICINAL PRODUCTS, IF APPROPRIATE**11. NAME AND ADDRESS OF THE MARKETING AUTHORISATION HOLDER**

Mundipharma Corporation (Ireland) Limited,
United Drug House Magna Drive, Magna Business Park,
Citywest Road, Dublin 24,
Ireland

12. MARKETING AUTHORISATION NUMBER(S)

EU/1/19/1409/001

13. BATCH NUMBER

Lot

14. GENERAL CLASSIFICATION FOR SUPPLY**15. INSTRUCTIONS ON USE****16. INFORMATION IN BRAILLE**

Cegfila

17. UNIQUE IDENTIFIER – 2D BARCODE

2D barcode carrying the unique identifier included.

18. UNIQUE IDENTIFIER - HUMAN READABLE DATA

PC
SN
NN

MINIMUM PARTICULARS TO APPEAR ON BLISTERS OR STRIPS
--

BLISTER PACK WITH SYRINGE

1. NAME OF THE MEDICINAL PRODUCT

Cegfila 6 mg solution for injection pegfilgrastim

2. NAME OF THE MARKETING AUTHORISATION HOLDER
--

Mundipharma

3. EXPIRY DATE

EXP

4. BATCH NUMBER

Lot

5. OTHER

Logo

MINIMUM PARTICULARS TO APPEAR ON SMALL IMMEDIATE PACKAGING UNITS SYRINGE LABEL

1. NAME OF THE MEDICINAL PRODUCT AND ROUTE(S) OF ADMINISTRATION
--

Cegfila 6 mg solution for injection in pre-filled syringe
6 mg pegfilgrastim
SC

2. METHOD OF ADMINISTRATION

3. EXPIRY DATE

EXP

4. BATCH NUMBER

Lot

5. CONTENTS BY WEIGHT, BY VOLUME OR BY UNIT
--

0.6 mL

6. OTHER

Mundipharma

B. PACKAGE LEAFLET

Package leaflet: Information for the user

Cegfila 6 mg solution for injection in pre-filled syringe pegfilgrastim

Read all of this leaflet carefully before you start using this medicine because it contains important information for you.

- Keep this leaflet. You may need to read it again.
- If you have any further questions, ask your doctor, pharmacist or nurse.
- This medicine has been prescribed for you only. Do not pass it on to others. It may harm them, even if their symptoms of illness are the same as yours.
- If you get any side effects, talk to your doctor, pharmacist or nurse. This includes any possible side effects not listed in this leaflet. See section 4.

What is in this leaflet

1. What Cegfila is and what it is used for
2. What you need to know before you use Cegfila
3. How to use Cegfila
4. Possible side effects
5. How to store Cegfila
6. Contents of the pack and other information

1. What Cegfila is and what it is used for

Cegfila contains the active substance pegfilgrastim. Pegfilgrastim is a protein produced by biotechnology in bacteria called *E. coli*. It belongs to a group of proteins called cytokines, and is very similar to a natural protein (granulocyte-colony stimulating factor) produced by your own body.

Cegfila is used in adult patients to reduce the duration of neutropenia (low white blood cell count) and the occurrence of febrile neutropenia (low white blood cell count with a fever) which can be caused by the use of cytotoxic chemotherapy (medicines that destroy rapidly growing cells). White blood cells are important as they help your body fight infection. These cells are very sensitive to the effects of chemotherapy which can cause the number of these cells in your body to decrease. If white blood cells fall to a low level there may not be enough left in the body to fight bacteria and you may have an increased risk of infection.

Your doctor has given you Cegfila to encourage your bone marrow (part of the bone which makes blood cells) to produce more white blood cells that help your body fight infection.

2. What you need to know before you use Cegfila

Do not use Cegfila

- if you are allergic to pegfilgrastim, filgrastim, *E. coli* derived proteins, or any of the other ingredients of this medicine.

Warnings and precautions

Talk to your doctor, pharmacist or nurse before using Cegfila:

- if you experience an allergic reaction including weakness, drop in blood pressure, difficulty breathing, swelling of the face (anaphylaxis), redness and flushing, skin rash and areas of the skin that itch.
- if you experience a cough, fever and difficulty breathing. This can be a sign of Acute

Respiratory Distress Syndrome (ARDS).

- if you have any of the following or combination of the following side effects:
 - swelling or puffiness, which may be associated with passing water less frequently, difficulty breathing, abdominal swelling and feeling of fullness, and a general feeling of tiredness.

These could be symptoms of condition called “Capillary Leak Syndrome” which causes blood to leak from the small blood vessels into your body. See section 4.

- if you get left upper abdominal pain or pain at the tip of your shoulder. This may be a sign of a problem with your spleen (splenomegaly).
- if you have recently had a serious lung infection (pneumonia), fluid in the lungs (pulmonary oedema), inflammation of the lungs (interstitial lung disease) or an abnormal chest x-ray (lung infiltration).
- if you are aware of any altered blood cell counts (e.g. increase in white blood cells or anaemia) or decreased blood platelet counts, which reduces the ability of your blood to clot (thrombocytopenia). Your doctor may want to monitor you more closely.
- if you have sickle cell anaemia. Your doctor may monitor your condition more closely.
- if you are a patient with breast cancer or lung cancer, Cegfila in combination with chemotherapy and/or radiation therapy may increase your risk of a precancerous blood condition called myelodysplastic syndrome (MDS) or a blood cancer called acute myeloid leukaemia (AML). Symptoms may include tiredness, fever, and easy bruising or bleeding.
- if you have sudden signs of allergy such as rash, itching or hives on the skin, swelling of the face, lips, tongue or other parts of the body, shortness of breath, wheezing or trouble breathing these could be signs of a severe allergic reaction.
- if you have symptoms of inflammation of the aorta (the large blood vessel which transports blood from the heart to the body), this has been reported rarely in cancer patients and healthy donors. The symptoms can include fever, abdominal pain, malaise, back pain and increased inflammatory markers. Tell your doctor if you experience these symptoms.

Your doctor will check your blood and urine regularly as Cegfila can harm the tiny filters inside your kidneys (glomerulonephritis).

Severe skin reactions (Stevens-Johnson syndrome) have been reported with the use of Cegfila. Stop using Cegfila and seek medical attention immediately if you notice any of the symptoms described in section 4.

You should talk to your doctor about your risks of developing cancers of the blood. If you develop or are likely to develop cancers of the blood, you should not use Cegfila, unless instructed by your doctor.

Loss of response to pegfilgrastim

If you experience a loss of response or failure to maintain a response with pegfilgrastim treatment, your doctor will investigate the reasons why including whether you have developed antibodies which neutralise pegfilgrastim’s activity.

Other medicines and Cegfila

Tell your doctor or pharmacist if you are taking, have recently taken or might take any other medicines.

Pregnancy and breast-feeding

Ask your doctor or pharmacist for advice before taking any medicine. Cegfila has not been tested in pregnant women. It is important to tell your doctor if you:

- are pregnant;
- think you may be pregnant; or
- are planning to have a baby.

If you become pregnant during Cegfila treatment, please inform your doctor.

Unless your doctor directs you otherwise, you must stop breast-feeding if you use Cegfila.

Driving and using machines

Cegfila has no or negligible effect on the ability to drive or use machines.

Cegfila contains sorbitol (E 420) and sodium acetate

This medicine contains 30 mg sorbitol in each pre-filled syringe which is equivalent to 50 mg/mL.

This medicine contains less than 1 mmol (23 mg) sodium per 6 mg dose, that is to say essentially 'sodium-free'.

3. How to use Cegfila

Cegfila is for use in adults aged 18 and over.

Always use Cegfila exactly as your doctor has told you. You should check with your doctor or pharmacist if you are unsure. The usual dose is one 6 mg subcutaneous injection (injection under your skin) using a pre-filled syringe and it should be given at least 24 hours after your last dose of chemotherapy at the end of each chemotherapy cycle.

Do not shake Cegfila vigorously as this may affect its activity.

Injecting Cegfila yourself

Your doctor may decide that it would be more convenient for you to inject Cegfila yourself. Your doctor or nurse will show you how to inject yourself. Do not try to inject yourself if you have not been trained.

For further instructions on how to inject yourself with Cegfila, please read the section at the end of this leaflet.

If you use more Cegfila than you should

If you use more Cegfila than you should contact your doctor, pharmacist or nurse.

If you forget to inject Cegfila

If you have forgotten a dose of Cegfila, you should contact your doctor to discuss when you should inject the next dose.

If you have any further questions on the use of this medicine, ask your doctor, pharmacist or nurse.

4. Possible side effects

Like all medicines, this medicine can cause side effects, although not everybody gets them.

Please tell your doctor immediately if you have any of the following or combination of the following side effects:

- swelling or puffiness, which may be associated with passing water less frequently, difficulty breathing, abdominal swelling and feeling of fullness, and a general feeling of tiredness. These

symptoms generally develop in a rapid fashion. These could be symptoms of an uncommon (may affect up to 1 in 100 people) condition called “Capillary Leak Syndrome” which causes blood to leak from the small blood vessels into your body and needs urgent medical attention.

Very common side effects (may affect more than 1 in 10 people):

- bone pain. Your doctor will tell you what you can take to ease the bone pain.
- nausea and headaches.

Common side effects (may affect up to 1 in 10 people):

- pain at the site of injection.
- general aches and pains in the joints and muscles.
- some changes may occur in your blood, but these will be detected by routine blood tests. Your white blood cell count may become high for a short period of time. Your platelet count may become low which might result in bruising.

Uncommon side effects (may affect up to 1 in 100 people):

- allergic-type reactions, including redness and flushing, skin rash, and raised areas of the skin that itch.
- serious allergic reactions, including anaphylaxis (weakness, drop in blood pressure, difficulty breathing, swelling of the face).
- increased spleen size.
- spleen rupture. Some cases of splenic rupture were fatal. It is important that you contact your doctor immediately if you experience pain in the upper left side of the abdomen or left shoulder pain since this may relate to a problem with your spleen.
- breathing problems. If you have a cough, fever and difficulty breathing please tell your doctor.
- Sweet’s syndrome (plum-coloured, raised, painful lesions on the limbs and sometimes the face and neck with fever) has occurred but other factors may play a role.
- cutaneous vasculitis (inflammation of the blood vessels in the skin).
- damage to the tiny filters inside your kidneys (glomerulonephritis).
- redness at the site of injection.
- coughing up blood (haemoptysis).
- blood disorders (myelodysplastic syndrome [MDS] or acute myeloid leukaemia [AML]).

Rare side effects (may affect up to 1 in 1 000 people)

- Inflammation of the aorta (the large blood vessel which transports blood from the heart to the body), see section 2.
- Bleeding from the lung (pulmonary haemorrhage).
- Stevens-Johnson syndrome, which can appear as reddish target-like or circular patches often with central blisters on the trunk, skin peeling, ulcers of mouth, throat, nose, genitals and eyes and can be preceded by fever and flu-like symptoms. Stop using Cegfila if you develop these symptoms and contact your doctor or seek medical attention immediately. See also section 2.

Reporting of side effects

If you get any side effects, talk to your doctor, pharmacist or nurse. This includes any possible side effects not listed in this leaflet. You can also report side effects directly via the [national reporting system](#) listed in [Appendix V](#). By reporting side effects you can help provide more information on the safety of this medicine.

5. How to store Cegfila

Keep this medicine out of the sight and reach of children.

Do not use this medicine after the expiry date which is stated on the carton and on the syringe label after EXP. The expiry date refers to the last day of that month.

Store in a refrigerator (2 °C - 8 °C).

You may take Cegfila out of the refrigerator and keep it at room temperature (not above 30 °C) for no longer than 4 days. Once a syringe has been removed from the refrigerator and has reached room temperature (not above 30 °C) it must either be used within 4 days or disposed of.

Do not freeze. Cegfila may be used if it is accidentally frozen for two periods of less than 72 hours each.

Keep the container in the outer carton in order to protect from light.

Do not use this medicine if you notice it is cloudy or there are particles in it.

Do not throw away any medicines via wastewater or household waste. Ask your pharmacist how to throw away medicines you no longer use. These measures will help to protect the environment.

6. Contents of the pack and other information

What Cegfila contains

- The active substance is pegfilgrastim. Each pre-filled syringe contains 6 mg of pegfilgrastim in 0.6 mL of solution.
- The other ingredients are sodium acetate, sorbitol (E 420), polysorbate 20 and water for injections. See section 2.

What Cegfila looks like and contents of the pack

Cegfila is a clear, colourless solution for injection in a pre-filled syringe (6 mg/0.6 mL).

Each pack contains 1 pre-filled glass syringe with an attached stainless steel needle and needle cap. The syringe is provided with an automatic needle guard.

Marketing Authorisation Holder

Mundipharma Corporation (Ireland) Limited,
United Drug House Magna Drive, Magna Business Park,
Citywest Road, Dublin 24,
Ireland

Manufacturer

PharmaKorell GmbH
Georges-Köhler-Str. 2,
D-79539 Lörrach
Germany

For any information about this medicine, please contact the local representative of the Marketing Authorisation Holder:

België/Belgique/Belgien

Mundipharma BV
Tél/Tel: +32 2 358 54 68
info@mundipharma.be

България

ТП „Мундифарма Гезелшафт м.б.Х.“
Тел.: +359 2 962 13 56
mundipharma@mundipharma.bg

Česká republika

Mundipharma Gesellschaft m.b.H.,
organizační složka
Tel: +420 296 188 338
office@mundipharma.cz

Danmark

Mundipharma A/S Tlf:
+45 45 17 48 00
nordics@mundipharma.dk

Deutschland

STADAPHARM GmbH
Tel: +49 6101 6030

Eesti

Medis Pharma Lithuania
Tel: +37052512550
medis.lt@medis.com

Ελλάδα

Mundipharma Corporation (Ireland) Limited
Τηλ: +353 1 206 3800

España

Mundipharma Pharmaceuticals, S.L.
Tel: +34 91 3821870
infomed@mundipharma.es

France

Laboratoires Biogaran
Tél: +33 (0) 800 970 109

Lietuva

EGIS Pharmaceuticals PLC atstovybė
Tel.: +370 5 231 4658
info@egis.lt

Luxembourg/Luxemburg

Mundipharma BV
Tél/Tel: +32 2 358 54 68
info@mundipharma.be

Magyarország

Egis Gyógyszergyár Zrt.
Tel.: +36 1 803 5555
mailbox@egis.hu

Malta

Mundipharma Corporation (Ireland) Limited
Tel: +353 1 206 3800

Nederland

Mundipharma Pharmaceuticals B.V.
Tel: +31 (0)33 450 82 70
info@mundipharma.nl

Norge

Mundipharma AS Tlf:
+47 67 51 89 00
nordics@mundipharma.dk

Österreich

Mundipharma Gesellschaft m.b.H. Tel:
+43 (0)1 523 25 05-0
info@mundipharma.at

Polska

Mundipharma Polska Sp. z o.o.
Tel.: + (48 22) 866 87 12
biuro@mundipharma.pl

Portugal

Mundipharma Farmacêutica Lda
Tel: +351 21 901 31 62
med.info@mundipharma.pt

Hrvatska

Medis Adria d.o.o
Tel: + 385 (0) 1 230 34 46
medis.hr@medis.com

Ireland

Mundipharma Pharmaceuticals Limited
Tel: +353 1 206 3800

Ísland

Icepharma hf.
Sími: + 354 540 8000
icepharma@icepharma.is

Italia

Mundipharma Pharmaceuticals Srl
Tel: +39 02 3182881
infomedica@mundipharma.it

Κύπρος

Mundipharma Pharmaceuticals Ltd
Τηλ: +357 22 815656
info@mundipharma.com.cy

Latvija

EGIS Pharmaceuticals PLC parstāvnīcības
Tel: + 371 676 13 859
info@egis.lv

România

Egis Rompharma SRL
Tel: +40 21 412 00 17
office@egis.ro

Slovenija

Medis, d.o.o.
Tel: +386 158969 00
medis.si@medis.com

Slovenská republika

Mundipharma Ges.m.b.H.-o.z.
Tel: + 4212 6381 1611
mundipharma@mundipharma.sk

Suomi/Finland

Mundipharma Oy
Puh/Tel: + 358 (0)9 8520 2065
nordics@mundipharma.dk

Sverige

Mundipharma AB
Tel: + 46 (0)31 773 75 30
nordics@mundipharma.dk

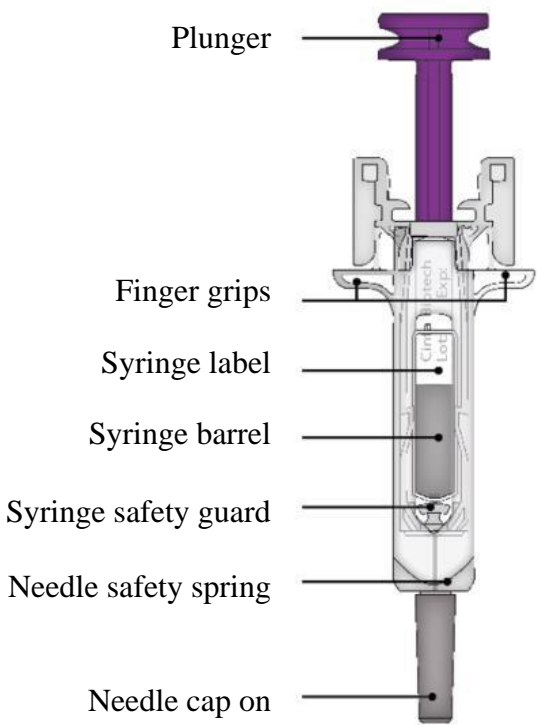
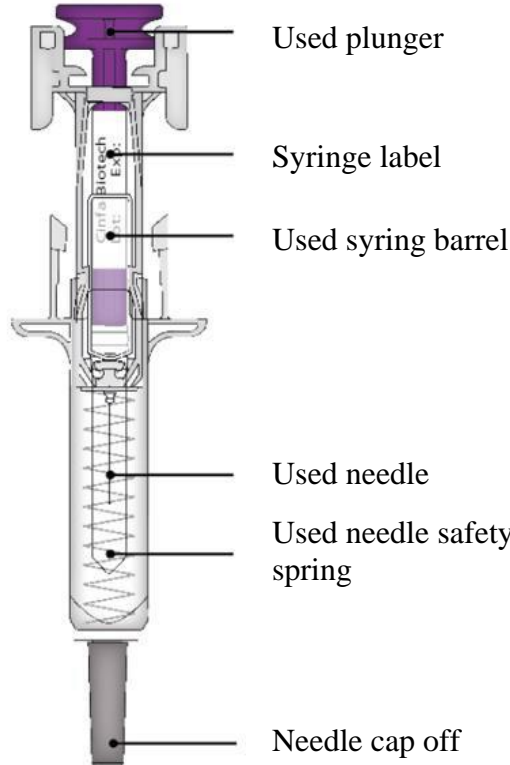
United Kingdom (Northern Ireland)

Mundipharma Pharmaceuticals Limited
Tel: +353 1 206 3800

This leaflet was last revised in {month YYYY}.

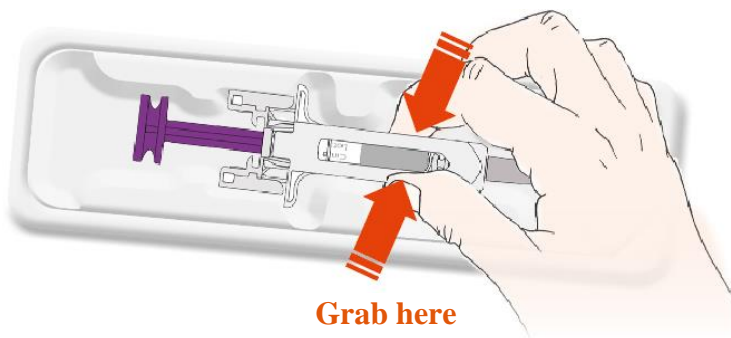
Other sources of information

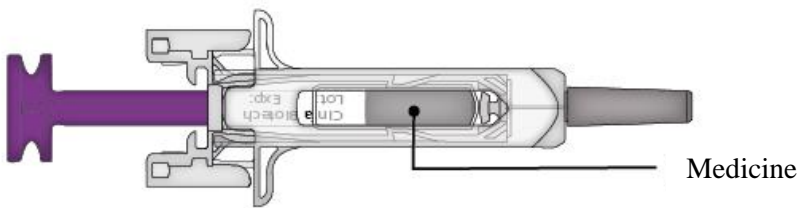
Detailed information on this medicine is available on the European Medicines Agency web site:
<http://www.ema.europa.eu>.

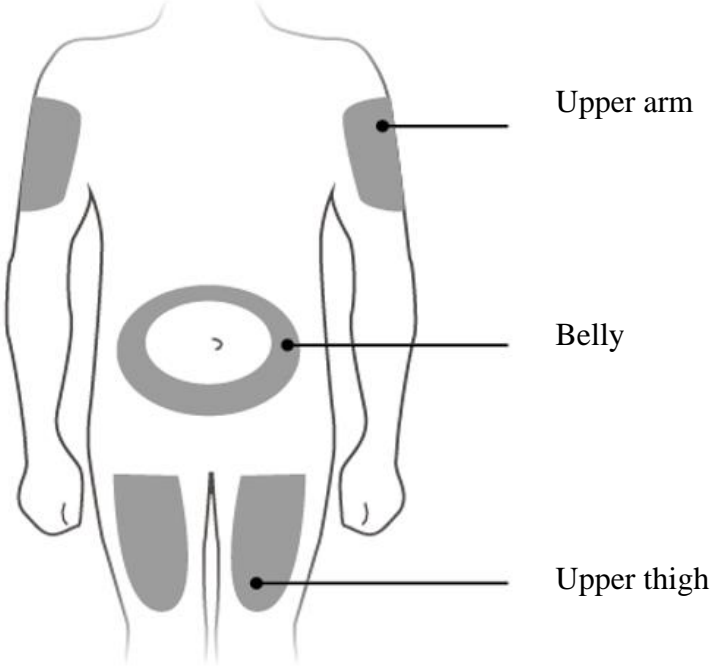
Instructions for use	
Guide to parts	
Before use	After use
<p>Before use</p>  <p>Plunger</p> <p>Finger grips</p> <p>Syringe label</p> <p>Syringe barrel</p> <p>Syringe safety guard</p> <p>Needle safety spring</p> <p>Needle cap on</p>	<p>After use</p>  <p>Used plunger</p> <p>Syringe label</p> <p>Used syringe barrel</p> <p>Used needle</p> <p>Used needle safety spring</p> <p>Needle cap off</p>

Important
<p>Before you use a Cegfila pre-filled syringe with automatic needle guard, read this important information:</p> <ul style="list-style-type: none"> • It is important that you do not try to give yourself the injection unless you have received training from your doctor or healthcare provider. • Cegfila is given as an injection into the tissue just under the skin (subcutaneous injection). <p>✗ Do not remove the needle cap from the pre-filled syringe until you are ready to inject.</p> <p>✗ Do not use the pre-filled syringe if it has been dropped on a hard surface. Use a new pre-filled syringe and call your doctor or healthcare provider.</p> <p>✗ Do not attempt to activate the pre-filled syringe prior to injection.</p> <p>✗ Do not attempt to remove the clear pre-filled syringe safety guard from the pre-filled syringe</p> <p>✗ Do not attempt to remove the peelable label on the pre-filled syringe barrel before administering your injection.</p> <p>Call your doctor or healthcare provider if you have any questions.</p>

Step 1: Prepare	
A	Remove the pre-filled syringe tray from the package and gather the supplies needed for your injection: alcohol wipes, a cotton ball or gauze pad, a plaster and a sharps disposal container (not included).
<p>For a more comfortable injection, leave the pre-filled syringe at room temperature for about 30 minutes before injecting. Wash your hands thoroughly with soap and water.</p> <p>On a clean, well-lit work surface, place the new pre-filled syringe and the other supplies.</p> <p>✗ Do not try to warm the syringe by using a heat source such as hot water or microwave.</p> <p>✗ Do not leave the pre-filled syringe exposed to direct sunlight.</p> <p>✗ Do not shake the pre-filled syringe.</p> <p>✗ Keep pre-filled syringes out of the sight and reach of children.</p>	

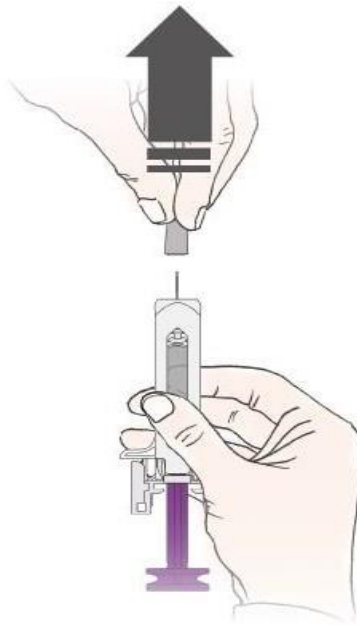
B	Open the tray, peeling away the cover. Grab the pre-filled syringe safety guard to remove the pre-filled syringe from the tray.
 <p>For safety reasons:</p> <p>✗ Do not grasp the plunger.</p> <p>✗ Do not grasp the needle cap.</p>	

C	Inspect the medicine and pre-filled syringe.
	
<p>✗ Do not use the pre-filled syringe if:</p> <ul style="list-style-type: none"> • The medicine is cloudy or there are particles in it. It must be a clear and colourless liquid. • Any part appears cracked or broken. • The needle cap is missing or not securely attached. • The expiry date printed on the label has passed the last day of the month shown. <p>In all cases, call your doctor or healthcare provider.</p>	

Step 2: Get ready	
A	Wash your hands thoroughly. Prepare and clean your injection site.
	
<p>You can use:</p> <ul style="list-style-type: none"> • Upper part of your thigh. • Belly, except for a 5 cm (2-inch) area right around your belly button. • Outer area of upper arm (only if someone else is giving you the injection). <p>Clean the injection site with an alcohol wipe. Let your skin dry.</p> <p>✗ Do not touch the injection site before injecting.</p> <p>⚠ Do not inject into areas where the skin is tender, bruised, red, or hard. Avoid injecting into areas with scars or stretch marks.</p>	

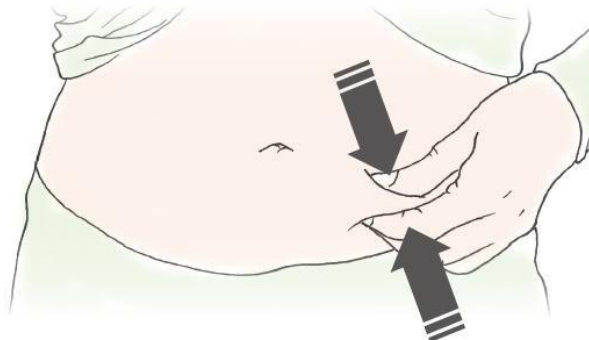
B

Carefully pull the needle cap straight out and away from your body.



C

Pinch your injection site to create a firm surface.



Its important to keep the skin pinched when injecting.

Step 3: Inject

A

Hold the pinch. INSERT the needle into skin.



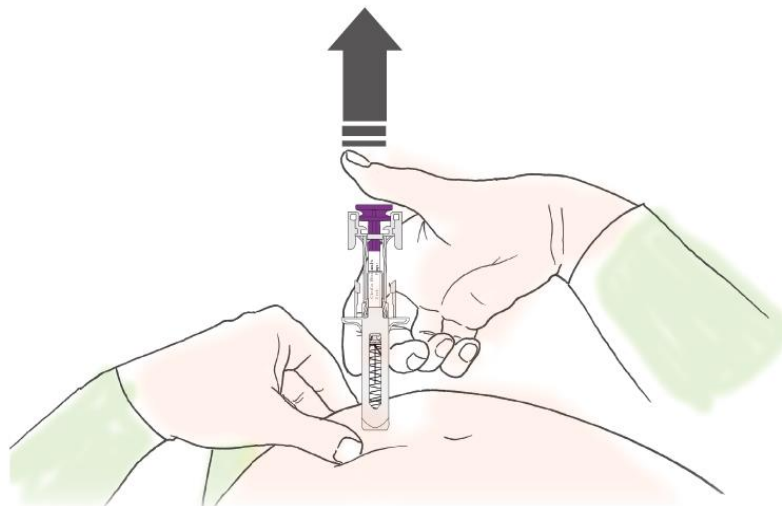
Do not touch the cleaned area of the skin.

- | | |
|---|---|
| B | PUSH the plunger with slow and constant pressure until you feel or hear a “snap”. Push all the way down through the snap. |
|---|---|



It is important to push down through the “snap” to deliver your full dose.

- | | |
|---|---|
| C | RELEASE your thumb. Then LIFT the syringe off skin. |
|---|---|



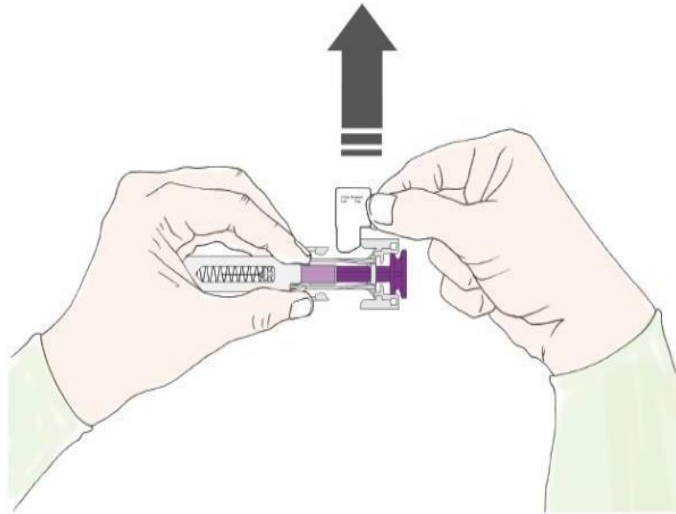
After releasing the plunger, the pre-filled syringe safety guard will safely cover the injection needle.

✗ Do not put the needle cap back on used pre-filled syringes

Healthcare professionals only

The trade name and the batch number of the administered product should be clearly recorded in the patient file.

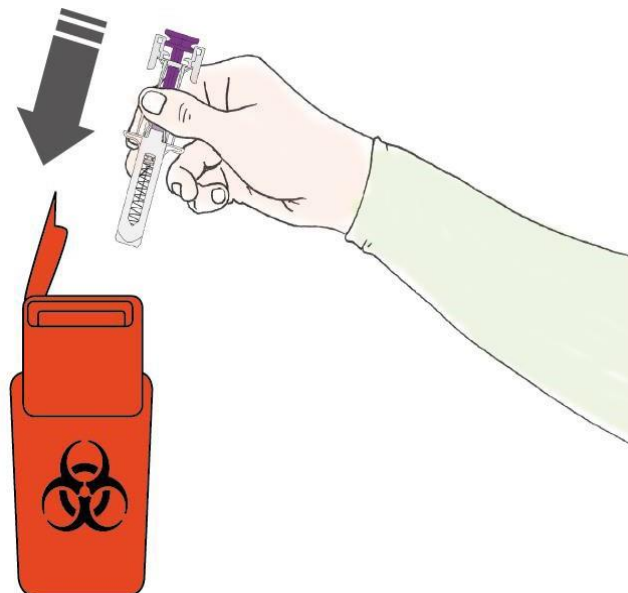
Remove and save the pre-filled syringe label



Turn the plunger to move the label into a position where you can remove the syringe label

Step 4: Finish

A Discard the used pre-filled syringe and other supplies in a sharps disposal container.



Medicines should be disposed of in accordance with local requirements. Ask your pharmacist how to dispose of medicines no longer required. These measures will help to protect the environment.

Keep the syringe and sharps disposal container out of sight and reach of children.

✗ **Do not** reuse the pre-filled syringe.

✗ **Do not** recycle pre-filled syringes or throw them into household waste.

B Examine the injection site.

If there is blood, press a cotton ball or gauze pad on your injection site. **Do not** rub the injection site. Apply a plaster if needed.