

**ANNEX I**  
**SUMMARY OF PRODUCT CHARACTERISTICS**

▼ This medicinal product is subject to additional monitoring. This will allow quick identification of new safety information. Healthcare professionals are asked to report any suspected adverse reactions. See section 4.8 for how to report adverse reactions.

## 1. NAME OF THE MEDICINAL PRODUCT

Revestive 1.25 mg powder and solvent for solution for injection

## 2. QUALITATIVE AND QUANTITATIVE COMPOSITION

One vial of powder contains 1.25 mg of teduglutide\*.

After reconstitution, each vial contains 1.25 mg teduglutide in 0.5 ml of solution, corresponding to a concentration of 2.5 mg/ml.

\*A glucagon-like peptide-2 (GLP-2) analogue produced in *Escherichia coli* cells by recombinant DNA technology.

For the full list of excipients, see section 6.1.

## 3. PHARMACEUTICAL FORM

Powder and solvent for solution for injection.

The powder is white and the solvent is clear and colourless.

## 4. CLINICAL PARTICULARS

### 4.1 Therapeutic indications

Revestive is indicated for the treatment of patients 4 months corrected gestational age and above with Short Bowel Syndrome (SBS). Patients should be stable following a period of intestinal adaptation after surgery.

### 4.2 Posology and method of administration

Treatment should be initiated under the supervision of a medical professional with experience in the treatment of SBS.

Treatment should not be initiated until it is reasonable to assume that a patient is stable following a period of intestinal adaptation. Optimisation and stabilisation of intravenous fluid and nutrition support should be performed before initiation of treatment.

Clinical assessment by the physician should consider individual treatment objectives and patient preferences. Treatment should be stopped if no overall improvement of the patient condition is achieved. Efficacy and safety in all patients should be closely monitored on an ongoing basis according to clinical treatment guidelines.

#### Posology

##### *Paediatric population ( $\geq 4$ months)*

Treatment should be initiated under the supervision of a medical professional with experience in the treatment of paediatric SBS.

The recommended dose of Revestive in children and adolescents (aged 4 months corrected gestational age to 17 years) is 0.05 mg/kg body weight once daily. The injection volume per body weight when using the 1.25 mg strength vial is provided in Table 1 below. For paediatric patients with a body weight > 20 kg, the 5 mg strength vial should be used.

If a dose is missed, that dose should be injected as soon as possible on that day. A treatment period of 6 months is recommended after which treatment effect should be evaluated. In children below the age of two years, treatment should be evaluated after 12 weeks.

**Table 1: Injection volume per body weight for paediatric population (≥ 4 months)**

Body weight	1.25 mg strength Volume to be injected
5-6 kg	0.10 ml
7-8 kg	0.14 ml
9-10 kg	0.18 ml
11-12 kg	0.22 ml
13-14 kg	0.26 ml
15-16 kg	0.30 ml
17-18 kg	0.34 ml
19-20 kg	0.38 ml
> 20 kg	Use the 5 mg* strength vial

\*For paediatric patients weighing more than 20 kg, the 5 mg strength vial should be used. Refer to the Summary of Product Characteristics of Revestive 5 mg powder and solvent for solution for injection for dosing information.

#### *Adults*

The recommended dose of Revestive for adults is 0.05 mg/kg body weight once daily. For adults patients, the 5 mg strength vial should be used. Refer to the Summary of Product Characteristics of Revestive 5 mg powder and solvent for solution for injection for dosing information.

#### *Special populations*

##### Renal impairment

No dose adjustment is necessary for paediatric patients with mild renal impairment. In paediatric patients with moderate and severe renal impairment (creatinine clearance less than 50 ml/min), and end-stage renal disease, the daily dose should be reduced by 50% (see section 5.2).

##### Hepatic impairment

No dose adjustment is necessary for paediatric patients with mild and moderate hepatic impairment based on a study conducted in Child-Pugh grade B adult subjects. Revestive has not been studied in patients with severe hepatic impairment (see sections 4.4 and 5.2).

##### Paediatric population (< 4 months)

There are currently no available data in children below 4 months corrected gestational age.

##### Method of administration

The reconstituted solution should be administered by subcutaneous injection once daily, alternating sites between 1 of the 4 quadrants of the abdomen. In case the injection into the abdomen is hampered by pain, scarring or hardening of the tissue, the thigh can also be used. Revestive should not be administered intravenously or intramuscularly.

For instructions on reconstitution of the medicinal product before administration, see section 6.6.

### **4.3 Contraindications**

Hypersensitivity to the active substance or to any of the excipients listed in section 6.1, or trace residues of tetracycline.

Active or suspected malignancy.

Patients with a history of malignancies in the gastrointestinal tract, including the hepatobiliary system and pancreas within the last five years.

### **4.4 Special warnings and precautions for use**

It is strongly recommended that every time Revestive is administered to a patient, the name and lot number of the product are recorded in order to maintain a link between the patient and the lot of the product.

#### Adults

##### *Colo-rectal polyps*

A colonoscopy with removal of polyps should be performed at the time of starting treatment with Revestive. Once yearly follow-up colonoscopies (or alternate imaging) are recommended during the first 2 years of Revestive treatment. Subsequent colonoscopies are recommended at a minimum of five year intervals. An individual assessment whether increased frequency of surveillance is necessary should be performed based on the patient characteristics (e.g., age, underlying disease). See also section 5.1. If a polyp is found, adherence to current polyp follow-up guidelines is recommended. In case of malignancy, Revestive therapy must be discontinued (see section 4.3).

##### *Gastrointestinal neoplasia including hepatobiliary tract*

In the rat carcinogenicity study, benign tumours were found in the small bowel and the extrahepatic bile ducts. Development of small intestinal polyps has also been observed in human SBS patients within several months after start of teduglutide treatment. Because of this, upper gastro-intestinal endoscopy or other imaging is recommended before and during the treatment with teduglutide. If a neoplasia is detected, it should be removed. In case of malignancy, teduglutide treatment must be discontinued (see sections 4.3 and 5.3).

##### *Gallbladder and bile ducts*

Cases of cholecystitis, cholangitis, and cholelithiasis have been reported in clinical studies. In case of gallbladder or bile duct-related symptoms, the need for continued Revestive treatment should be reassessed.

##### *Pancreatic diseases*

Pancreatic adverse events such as chronic and acute pancreatitis, pancreatic duct stenosis, pancreas infection and increased blood amylase and lipase have been reported in clinical studies. In case of pancreatic adverse events, the need for continued Revestive treatment should be reassessed.

##### *Monitoring of small bowel, gallbladder and bile ducts, and pancreas*

SBS patients are to be kept under close surveillance according to clinical treatment guidelines. This usually includes the monitoring of small bowel function, gallbladder and bile ducts, and pancreas for

signs and symptoms, and, if indicated, additional laboratory investigations and appropriate imaging techniques.

#### *Intestinal obstruction*

Cases of intestinal obstruction have been reported in clinical studies. In case of recurrent intestinal obstructions, the need for continued Revestive treatment should be reassessed.

#### *Fluid overload and Electrolyte Balance*

To avoid fluid overload or dehydration, careful adjustment of parenteral support is required in patients taking Revestive. Electrolyte balance and fluid status should be carefully monitored throughout treatment, especially during initial therapeutic response and discontinuation of Revestive treatment

#### Fluid overload

Fluid overload has been observed in clinical trials. Fluid overload adverse events occurred most frequently during the first 4 weeks of therapy and decreased over time.

Due to increased fluid absorption, patients with cardiovascular disease, such as cardiac insufficiency and hypertension, should be monitored with regard to fluid overload, especially during initiation of therapy. Patients should be advised to contact their physician in case of sudden weight gain, face swelling, swollen ankles and/or dyspnoea. In general, fluid overload can be prevented by appropriate and timely assessment of parenteral nutrition needs. This assessment should be conducted more frequently within the first months of treatment.

Congestive heart failure has been observed in clinical trials. In case of a significant deterioration of the cardiovascular disease, the need for continued treatment with Revestive should be reassessed.

#### Dehydration

Patients with SBS are susceptible to dehydration that may lead to acute renal failure.

In patients receiving Revestive, parenteral support should be reduced carefully and should not be discontinued abruptly. The patient's fluid status should be evaluated following parenteral support reduction and corresponding adjustment performed, as needed.

#### *Concomitant medicinal products*

Patients receiving oral concomitant medicinal products requiring titration or with a narrow therapeutic index should be monitored closely due to potential increased absorption (see section 4.5).

#### *Special clinical conditions*

Revestive has not been studied in patients with severe, clinically unstable concomitant diseases, (e.g., cardiovascular, respiratory, renal, infectious, endocrine, hepatic, or CNS), or in patients with malignancies within the last five years (see section 4.3). Caution should be exercised when prescribing Revestive.

#### *Hepatic impairment*

Revestive has not been studied in patients with severe hepatic impairment. The data from use in subjects with moderate hepatic impairment do not suggest a need for restricted use.

#### *Discontinuation of treatment*

Due to the risk of dehydration, discontinuation of treatment with Revestive should be managed carefully.

### Paediatric population

See also general precautions for adults under this section.

### *Colo-rectal polyps/Neoplasia*

Prior to initiating treatment with Revestive, faecal occult blood testing should be done for all children and adolescents. Colonoscopy/sigmoidoscopy is required if there is evidence of unexplained blood in the stool. Subsequent faecal occult blood testing should be done annually in children and adolescents while they are receiving Revestive.

Colonoscopy/sigmoidoscopy is recommended for all children and adolescents after one year of treatment, every 5 years thereafter while on continuous treatment with Revestive, and if they have new or unexplained gastrointestinal bleeding.

### Excipients

Revestive contains less than 1 mmol sodium (23 mg) per dose. This means that it is essentially 'sodium-free'.

Caution is needed when administering Revestive to persons with a known hypersensitivity to tetracycline (see section 4.3).

## **4.5 Interaction with other medicinal products and other forms of interaction**

No clinical pharmacokinetic drug-drug interaction studies have been performed. An *in vitro* study indicates that teduglutide does not inhibit cytochrome P450 drug metabolising enzymes. Based upon the pharmacodynamic effect of teduglutide, there is a potential for increased absorption of concomitant medicinal products (see section 4.4).

## **4.6 Fertility, pregnancy and lactation**

### Pregnancy

There are no data from the use of Revestive in pregnant women. Animal studies do not indicate direct or indirect harmful effects with respect to reproductive toxicity (see section 5.3). As a precautionary measure, it is preferable to avoid the use of Revestive during pregnancy.

### Breast-feeding

It is unknown whether teduglutide is excreted in human milk. In rats, mean teduglutide concentration in milk was less than 3% of the maternal plasma concentration following a single subcutaneous injection of 25 mg/kg. A risk to the breast-fed newborn/infant cannot be excluded. As a precautionary measure it is preferable to avoid the use of Revestive during breast-feeding.

### Fertility

There are no data on the effects of teduglutide on human fertility. Animal data do not indicate any impairment of fertility.

## **4.7 Effects on ability to drive and use machines**

Revestive has minor influence on the ability to drive, ride a bicycle, and use machines. However, cases of syncope have been reported in clinical studies (see section 4.8). Such events might impact the ability to drive, ride a bicycle, or use machines.

## 4.8 Undesirable effects

### Summary of the safety profile

Adverse reactions were retrieved from 2 placebo-controlled clinical studies with teduglutide in 109 adult patients with SBS treated with doses of 0.05 mg/kg/day and 0.10 mg/kg/day for up to 24 weeks. Approximately 52% of the patients treated with teduglutide experienced adverse reactions (*versus* 36% of the patients given placebo). The most commonly reported adverse reactions were abdominal pain and distension (45%), respiratory tract infections (28%) (including nasopharyngitis, influenza, upper respiratory tract infection, and lower respiratory tract infection), nausea (26%), injection site reactions (26%), headache (16%), and vomiting (14%). Approximately 38% of the treated patients with a stoma experienced gastrointestinal stoma complications. The majority of these reactions were mild or moderate.

No new safety signals have been identified in patients exposed to 0.05 mg/kg/day of teduglutide for up to 30 months in a long-term open-label extension study.

### Tabulated list of adverse reactions

Adverse reactions are listed below by MedDRA system organ class and by frequency. Frequencies are defined as very common ( $\geq 1/10$ ); common ( $\geq 1/100$  to  $< 1/10$ ); uncommon ( $\geq 1/1\ 000$  to  $< 1/100$ ); rare ( $\geq 1/10\ 000$  to  $< 1/1\ 000$ ); very rare ( $< 1/10\ 000$ ); not known (cannot be estimated from available data). Within each frequency grouping, adverse reactions are presented in order of decreasing seriousness.

All adverse reactions identified in post-marketing experience are *italicised*.

Frequency	Very common	Common	Uncommon	Not known
<b>System organ class</b>				
Infections and infestations	Respiratory tract infection*	<i>Influenza-like illness</i>		
Immune system disorders				<i>Hypersensitivity</i>
Metabolism and nutrition disorders		Decreased appetite Fluid overload		
Psychiatric disorders		Anxiety Insomnia		
Nervous system disorders	Headache			
Cardiac disorders		Congestive heart failure		
Vascular disorders			Syncope	
Respiratory, thoracic and mediastinal disorders		Cough Dyspnoea		
Gastrointestinal disorders	Abdominal distension Abdominal pain Nausea Vomiting	Colorectal polyp Colonic stenosis Flatulence Intestinal obstruction Pancreatic duct stenosis Pancreatitis <sup>†</sup> Small intestinal stenosis	<i>Small intestinal polyp<sup>‡</sup></i>	<i>Gastric polyp</i>
Hepatobiliary disorders		Cholecystitis Cholecystitis acute		

Frequency	Very common	Common	Uncommon	Not known
System organ class				
General disorders and administration site conditions	Injection site reaction <sup>§</sup>	Oedema peripheral		<i>Fluid retention</i>
Injury, poisoning and procedural complications	Gastrointestinal stoma complication			
<p>*Includes the following preferred terms: Nasopharyngitis, Influenza, Upper respiratory tract infection, and Lower respiratory tract infection.</p> <p><sup>†</sup>Includes the following preferred terms: Pancreatitis, <i>Pancreatitis acute</i>, and Pancreatitis chronic.</p> <p><sup>‡</sup>Locations include duodenum, jejunum, and ileum.</p> <p><sup>§</sup>Includes the following preferred terms: Injection site haematoma, Injection site erythema, Injection site pain, Injection site swelling and Injection site haemorrhage.</p>				

## Description of selected adverse reactions

### *Immunogenicity*

Consistent with the potentially immunogenic properties of medicinal products containing peptides, administration of Revestive may potentially trigger the development of antibodies. Based on integrated data from two trials in adults with SBS (a 6-month randomised placebo-controlled trial, followed by a 24-month open-label trial), the development of anti-teduglutide antibodies in subjects who received subcutaneous administration of 0.05 mg/kg teduglutide once daily was 3% (2/60) at Month 3, 17% (13/77) at Month 6, 24% (16/67) at Month 12, 33% (11/33) at Month 24, and 48% (14/29) at Month 30. In phase 3 studies with SBS patients who received teduglutide for  $\geq 2$  years, 28% of patients developed antibodies against *E. coli* protein (residual host cell protein from the manufacture). The antibody formation has not been associated with clinically relevant safety findings, reduced efficacy or changed pharmacokinetics of Revestive.

### *Injection site reactions*

Injection site reactions occurred in 26% of SBS patients treated with teduglutide, compared to 5% of patients in the placebo arm. The reactions included injection site haematoma, injection site erythema, injection site pain, injection site swelling and injection site haemorrhage (see also section 5.3). The majority of reactions were moderate in severity and no occurrences led to drug discontinuation.

### *C-reactive protein*

Modest increases of C-reactive protein of approximately 25 mg/l have been observed within the first seven days of teduglutide treatment, which decreased continuously under ongoing daily injections. After 24 weeks of teduglutide treatment, patients showed small overall increase in C-reactive protein of approximately 1.5 mg/l on average. These changes were neither associated with any changes in other laboratory parameters nor with any reported clinical symptoms. There were no clinically relevant mean increases of C-reactive protein from baseline following long-term treatment with teduglutide for up to 30 months.

## Paediatric population

In two completed clinical trials, there were 87 paediatric subjects (aged 1 to 17 years) enrolled and exposed to teduglutide for a duration of up to 6 months. No subject discontinued the studies due to an adverse event. Overall, the safety profile of teduglutide (including type and frequency of adverse reactions, and immunogenicity) in children and adolescents (ages 1-17 years) was similar to that in adults.



In three completed clinical studies in paediatric subjects (aged 4 to < 12 months corrected gestational age), the safety profile reported in these studies was consistent with the safety profile seen in the previous paediatric studies and no new safety issues were identified.

Limited long-term safety data is available for the paediatric population. No data are available for children under 4 months of age

#### Reporting of suspected adverse reactions

Reporting suspected adverse reactions after authorisation of the medicinal product is important. It allows continued monitoring of the benefit/risk balance of the medicinal product. Healthcare professionals are asked to report any suspected adverse reactions via the national reporting system listed in [Appendix V](#).

### **4.9 Overdose**

The maximum dose of teduglutide studied during clinical development was 86 mg/day for 8 days. No unexpected systemic adverse reactions were seen (see section 4.8).

In the event of an overdose, the patient should be carefully monitored by the medical professional.

## **5. PHARMACOLOGICAL PROPERTIES**

### **5.1 Pharmacodynamic properties**

Pharmacotherapeutic group: Other alimentary tract and metabolism products, various alimentary tract and metabolism products, ATC code: A16AX08.

#### Mechanism of action

The naturally occurring human glucagon-like peptide-2 (GLP-2) is a peptide secreted by L cells of the intestine which is known to increase intestinal and portal blood flow, inhibit gastric acid secretion, and decrease intestinal motility. Teduglutide is an analogue of GLP-2. In several nonclinical studies, teduglutide has been shown to preserve mucosal integrity by promoting repair and normal growth of the intestine through an increase of villus height and crypt depth.

#### Pharmacodynamic effects

Similar to GLP-2, teduglutide is 33 amino acids in length with an amino acid substitution of alanine by glycine at the second position of the N-terminus. The single amino acid substitution relative to naturally occurring GLP-2 results in resistance to *in vivo* degradation by the enzyme dipeptidyl peptidase-IV (DPP-IV), resulting in an extended half-life. Teduglutide increases villus height and crypt depth of the intestinal epithelium.

Based on the findings derived from pre-clinical studies (see sections 4.4 and 5.3) and the proposed mechanism of action with the trophic effects on intestinal mucosa, there appears to be a risk for the promotion of small intestinal and/or colonic neoplasia. The clinical studies conducted could neither exclude nor confirm such an increased risk. Several cases of benign colorectal polyps occurred during the course of the trials, however, the frequency was not increased compared to placebo-treated patients. In addition to the need for a colonoscopy with removal of polyps by the time of the initiation of the treatment (see section 4.4.), every patient should be assessed for the need of an enhanced surveillance schedule based on the patient characteristics (e.g., age and underlying disease, previous occurrence of polyps etc.).

## Clinical efficacy

### Paediatric population

#### *Paediatric population 4 months to less than 12 months of age*

The efficacy data presented are derived from 1 controlled and 1 un-controlled core studies for a 28-week duration, and 2 extension studies for up to 9 cycles (24 weeks per cycle) of teduglutide treatment. These studies included infants 4 months to < 12 months corrected gestational age: 10 infants (2 infants aged 4 to < 6 months, 8 aged 6 to < 12 months) in the controlled study (5 in teduglutide treatment arm and 5 in standard of care arm), 2 infants in the un-controlled study (both treated). From the core controlled study, 6 of the 10 infants completed the study, and continued in the extension study (5 treated and 1 non-treated). From the core uncontrolled study, 2 infants completed the study and continued in the second extension study (both treated). The infants in these studies were treated with teduglutide 0.05 mg/kg/day. Despite the limited sample size in the core and extension studies, clinically meaningful numerical reductions in the requirement for parenteral support were observed.

#### *The controlled core study*

##### Complete weaning

No subject achieved enteral autonomy, i.e., complete weaning off PS during either core or extension studies.

##### Reduction in parenteral nutrition volume

In the controlled core study, based on subject diary data, 3 (60.0%) subjects enrolled in the TED arm and 1 (20.0%) subject in the SOC arm experienced at least 20% reduction in PS volume at end of treatment (EOT) from baseline (2 subjects in the SOC arm had missing data). In the TED arm, the mean change in PS volume at EOT from baseline was  $-21.5 \pm 28.91$  ml/kg/day (-24.8%). In the SOC arm, the mean change in PS volume at EOT from baseline was  $-9.5 \pm 7.50$  ml/kg/day (-16.8%).

##### Reduction in parenteral nutrition calories

In the controlled core study, based on subject diary data, the mean percentage change in PS caloric intake at EOT from baseline was  $-27.0 \pm 29.47\%$  for subjects in the TED arm and  $-13.7 \pm 21.87\%$  in the SOC arm.

##### Reduction in infusion time

In the controlled core study, in the TED arm, the change in diary PS infusion time at EOT from baseline was  $-3.1 \pm 3.31$  hours/day (-28.9%) and  $-1.9 \pm 2.01$  days/week (-28.5%). In the SOC arm, the change in diary PS infusion time at EOT from baseline was  $-0.3 \pm 0.63$  hours/day (-1.9%) and no change was observed on the days per week of PS infusion time.

#### *The un-controlled core study*

##### Complete weaning

No infant subjects reached complete weaning.

##### Reduction in parenteral nutrition volume

Among the 2 infants included in and completed the study, a  $\geq 20\%$  reduction in PS volume was recorded in 1 infant during the teduglutide treatment. The mean change in PS volume at EOT from baseline was  $-26.2 \pm 13.61$  ml/kg/day (-26.7%).

##### Reduction in parenteral nutrition calories

In infants, the mean change in PS caloric intake at EOT from baseline was  $-13.8 \pm 3.17$  kcal/kg/day (-25.7%).

### Reduction in infusion time

There was no change in daily PS usage hours in the 2 infants during the study.

### Paediatric population between 1 and 17 years of age

The efficacy data presented are derived from 2 controlled studies in paediatric patients up to 24 weeks duration. These studies included 101 patients in the following age groups: 5 patients 1-2 years, 56 patients 2 to < 6 years, 32 patients 6 to < 12 years, 7 patients 12 to < 17 years, and 1 patient 17 to < 18 years. Despite the limited sample size, which did not allow meaningful statistical comparisons, clinically meaningful, numerical reductions in the requirement for parenteral support were observed across all age groups.

Teduglutide was studied in a 12-week, open-label, clinical study in 42 paediatric subjects aged 1 year through 14 years with SBS who were dependent on parenteral nutrition. The objectives of the study were to evaluate safety, tolerability, and efficacy of teduglutide compared to standard of care. Three (3) doses of teduglutide, 0.0125 mg/kg/day (n=8), 0.025 mg/kg/day (n=14), and 0.05 mg/kg/day (n=15), were investigated for 12 weeks. Five (5) subjects were enrolled in a standard of care cohort.

### Complete weaning

Three subjects (3/15, 20%) on the recommended teduglutide dose were weaned off parenteral nutrition by Week 12. After a 4-week washout period, two of these patients had reinitiated parenteral nutrition support.

### Reduction in parenteral nutrition volume

The mean change in parenteral nutrition volume from baseline at Week 12 in the ITT population, based on physician-prescribed data, was -2.57 ( $\pm 3.56$ ) l/week, correlating to a -39.11% ( $\pm 40.79$ ) mean decrease, compared to 0.43 ( $\pm 0.75$ ) l/week, correlating to a 7.38% ( $\pm 12.76$ ) increase in the standard of care cohort. At Week 16 (4 weeks following the end of treatment) parenteral nutrition volume reductions were still evident but less than observed at Week 12 when subjects were still on teduglutide (mean decrease of -31.80% ( $\pm 39.26$ ) compared to a 3.92% ( $\pm 16.62$ ) increase in the standard of care group).

### Reduction in parenteral nutrition calories

At Week 12, there was a -35.11% ( $\pm 53.04$ ) mean change from baseline in parenteral nutrition calorie consumption in the ITT population based on physician-prescribed data. The corresponding change in the standard of care cohort was 4.31% ( $\pm 5.36$ ). At Week 16, the parenteral nutrition calories consumption continued to decrease with percentage mean changes from baseline of -39.15% ( $\pm 39.08$ ) compared to -0.87% ( $\pm 9.25$ ) for the standard of care cohort.

### Increases in enteral nutrition volume and enteral calories

Based on prescribed data, the mean percentage change from baseline at Week 12 in enteral volume, in the ITT population, was 25.82% ( $\pm 41.59$ ) compared to 53.65% ( $\pm 57.01$ ) in the standard of care cohort. The corresponding increase in enteral calories was 58.80% ( $\pm 64.20$ ), compared to 57.02% ( $\pm 55.25$ ) in the standard of care cohort.

### Reduction in infusion time

The mean decrease from baseline at Week 12 in the number of days/week on parenteral nutrition, in the ITT population based on physician-prescribed data, was -1.36 ( $\pm 2.37$ ) days/week corresponding to a percentage decrease of -24.49% ( $\pm 42.46$ ). There was no change from baseline in the standard of care cohort. Four subjects (26.7%) on the recommended teduglutide dose achieved at least a three-day reduction in parenteral nutrition needs.

At Week 12, based on subject diary data, subjects showed mean percentage reductions of 35.55% ( $\pm 35.23$ ) hours per day compared to baseline, which corresponded to reductions in the hours/day of parenteral nutrition usage of -4.18 ( $\pm 4.08$ ), while subjects in the standard of care cohort showed minimal change in this parameter at the same time point.

An additional 24-week, randomised, double-blind, multicentre study was conducted in 59 paediatric subjects aged 1 year through 17 years who were dependent on parenteral support. The objective was to evaluate safety/tolerability, pharmacokinetics and efficacy of teduglutide. Two doses of teduglutide were studied: 0.025 mg/kg/day (n=24) and 0.05 mg/kg/day (n=26); 9 subjects were enrolled in a standard of care (SOC) arm. Randomisation was stratified by age across dose groups. Results below correspond to the ITT population at the recommended dose of 0.05 mg/kg/day.

#### Complete weaning

Three (3) paediatric subjects in the 0.05 mg/kg group achieved the additional endpoint of enteral autonomy by week 24.

#### Reduction in parenteral nutrition volume

Based on subject diary data, 18 (69.2%) subjects in the 0.05 mg/kg/day group achieved the primary endpoint of  $\geq 20\%$  reduction in PN/IV volume at end of treatment, compared to baseline; in the SOC arm, 1 (11.1%) subject achieved this endpoint.

The mean change in parenteral nutrition volume from baseline at Week 24, based on subject diary data, was  $-23.30 (\pm 17.50)$  ml/kg/day, corresponding to  $-41.57\% (\pm 28.90)$ ; the mean change in the SOC arm was  $-6.03 (\pm 4.5)$  ml/kg/day (corresponding to a  $-10.21\% [\pm 13.59]$ ).

#### Reduction in infusion time

At week 24, there was a decrease in the infusion time of  $-3.03 (\pm 3.84)$  hours/day in the 0.05 mg/kg/day arm, corresponding to a percentage change of  $-26.09\% (\pm 36.14)$ . The change from baseline in the SOC cohort was  $-0.21 (\pm 0.69)$  hours/day ( $-1.75\% [\pm 5.89]$ ).

The mean decrease from baseline at Week 24 in the number of days/week on parenteral nutrition, based on subject diary data, was  $-1.34 (\pm 2.24)$  days/week corresponding to a percentage decrease of  $-21.33\% (\pm 34.09)$ . There was no reduction in PN/IV infusion days per week in the SOC arm.

#### *Adults*

Teduglutide was studied in 17 patients with SBS allocated to five treatment groups using doses of 0.03, 0.10 or 0.15 mg/kg teduglutide once daily, or 0.05 or 0.075 mg/kg bid in a 21-day open-label, multicenter, dose-ranging study. Treatment resulted in enhanced gastrointestinal fluid absorption of approximately 750-1 000 ml/day with improvements in the absorption of macronutrients and electrolytes, decreased stomal or faecal fluid and macronutrients excretion, and enhanced key structural and functional adaptations in the intestinal mucosa. Structural adaptations were transient in nature and returned to baseline levels within three weeks of discontinuing the treatment.

In the pivotal phase 3 double-blind, placebo-controlled study in patients with SBS, who required parenteral nutrition, 43 patients were randomised to a 0.05 mg/kg/day dose of teduglutide and 43 patients to placebo for up to 24 weeks.

The proportion of teduglutide-treated subjects achieving a 20% to 100% reduction of parenteral nutrition at Week 20 and 24 was statistically significantly different from placebo (27 out of 43 subjects, 62.8% *versus* 13 out of 43 patients, 30.2%,  $p=0.002$ ). Treatment with teduglutide resulted in a 4.4 l/week reduction in parenteral nutrition requirements (from a pre-treatment baseline of 12.9 litres) *versus* 2.3 l/week (from a pre-treatment baseline of 13.2 litres) for placebo at 24 weeks. Twenty-one (21) patients treated with teduglutide (48.8%) *versus* 9 on placebo (20.9%) achieved at least a one day reduction in parenteral nutrition administration ( $p=0.008$ ).

Ninety-seven percent (97%) of patients (37 out of 39 patients treated with teduglutide) that completed the placebo-controlled study entered a long-term extension study where all patients received 0.05 mg/kg of teduglutide daily for up to an additional 2 years. In total 88 patients participated in this extension study, thereof 39 treated with placebo and 12 enrolled, but not randomised, in the previous study; 65 of 88 patients completed the extension study. There continued to be evidence of increased response to treatment for up 2.5 years in all groups exposed to teduglutide in terms of parenteral

nutrition volume reduction, gaining additional days off parenteral nutrition per week, and achieving weaning of parenteral support.

Thirty (30) of the 43 teduglutide-treated patients from the pivotal study who entered the extension study completed a total of 30 months of treatment. Of these, 28 patients (93%) achieved a 20% or greater reduction of parenteral support. Of responders in the pivotal study who completed the extension study, 21 out of 22 (96%) sustained their response to teduglutide after an additional 2 years of continuous treatment.

The mean reduction in parenteral nutrition (n=30) was 7.55 l/week (a 65.6% reduction from baseline). Ten (10) subjects were weaned off their parenteral support while on teduglutide treatment for 30 months. Subjects were maintained on teduglutide even if no longer requiring parenteral nutrition. These 10 subjects had required parenteral nutrition support for 1.2 to 15.5 years, and prior to treatment with teduglutide had required between 3.5 l/week and 13.4 l/week of parenteral nutrition support. At the end of study, 21 (70%), 18 (60%) and 18 (60%) of the 30 completers achieved a reduction of 1, 2, or 3 days per week in parenteral support, respectively.

Of the 39 placebo subjects, 29 completed 24 months of treatment with teduglutide. The mean reduction in parenteral nutrition was 3.11 l/week (an additional 28.3% reduction). Sixteen (16, 55.2%) of the 29 completers achieved a 20% or greater reduction of parenteral nutrition. At the end of study, 14 (48.3%), 7 (24.1%) and 5 (17.2%) patients achieved a reduction of 1, 2, or 3 days per week in parenteral nutrition, respectively. Two (2) subjects were weaned off their parenteral support while on teduglutide.

Of the 12 subjects not randomised in the pivotal study, 6 completed 24 months of treatment with teduglutide. The mean reduction in parenteral nutrition was 4.0 l/week (39.4% reduction from baseline – the start of the extension study) and 4 of the 6 completers (66.7%) achieved a 20% or greater reduction in parenteral support. At the end of study, 3 (50%), 2 (33%) and 2 (33%) achieved a reduction of 1, 2, or 3 days per week in parenteral nutrition, respectively. One subject was weaned off their parenteral support while on teduglutide.

In another phase 3 double-blind, placebo-controlled study in patients with SBS, who required parenteral nutrition, patients received a 0.05 mg/kg/day dose (n=35), a 0.10 mg/kg/day dose (n=32) of teduglutide or placebo (n=16) for up to 24 weeks.

The primary efficacy analysis of the study results showed no statistically significant difference between the group on teduglutide 0.10 mg/kg/day and the placebo group, while the proportion of subjects receiving the recommended teduglutide dose of 0.05 mg/kg/day achieving at least a 20% reduction of parenteral nutrition at Week 20 and 24 was statistically significantly different *versus* placebo (46% *versus* 6.3%,  $p < 0.01$ ). Treatment with teduglutide resulted in a 2.5 l/week reduction in parenteral nutrition requirements (from a pre-treatment baseline of 9.6 litres) *versus* 0.9 l/week (from a pre-treatment baseline of 10.7 litres) for placebo at 24 weeks.

Teduglutide treatment induced expansion of the absorptive epithelium by significantly increasing villus height in the small intestine.

Sixty-five (65) patients entered a follow-up SBS study for up to an additional 28 weeks of treatment. Patients on teduglutide maintained their previous dose assignment throughout the extension phase, while placebo patients were randomised to active treatment, either 0.05 or 0.10 mg/kg/day.

Of the patients who achieved at least a 20% reduction of parenteral nutrition at Weeks 20 and 24 in the initial study, 75% sustained this response on teduglutide after up to 1 year of continuous treatment.

The mean reduction of weekly parenteral nutrition volume was 4.9 l/week (52% reduction from baseline) after one year of continuous teduglutide treatment.

Two (2) patients on the recommended teduglutide dose were weaned off parenteral nutrition by Week 24. One additional patient in the follow-up study was weaned off parenteral nutrition.

The European Medicines Agency has deferred the obligation to submit the results of studies with Revestive in one or more subsets of the paediatric population in the treatment of SBS (see section 4.2 for information on paediatric use).

## **5.2 Pharmacokinetic properties**

### Absorption

Teduglutide was rapidly absorbed from subcutaneous injection sites with maximum plasma levels occurring approximately 3-5 hours after dose administration at all dose levels. The absolute bioavailability of subcutaneous teduglutide is high (88%). No accumulation of teduglutide was observed following repeated subcutaneous administration.

### Distribution

Following subcutaneous administration, teduglutide has an apparent volume of distribution of 26 litres in patients with SBS.

### Biotransformation

The metabolism of teduglutide is not fully known. Since teduglutide is a peptide it is likely that it follows the principal mechanism for peptide metabolism.

### Elimination

Teduglutide has a terminal elimination half-life of approximately 2 hours. Following intravenous administration teduglutide plasma clearance was approximately 127 ml/hr/kg which is equivalent to the glomerular filtration rate (GFR). Renal elimination was confirmed in a study investigating pharmacokinetics in subjects with renal impairment. No accumulation of teduglutide was observed following repeated subcutaneous administrations.

### Dose linearity

The rate and extent of absorption of teduglutide is dose-proportional at single and repeated subcutaneous doses up to 20 mg.

### Pharmacokinetics in subpopulations

#### *Paediatric population*

Following subcutaneous administration, similar  $C_{max}$  of teduglutide, driving the efficacy responses, across age groups (4 months corrected by gestational age to 17 years) was demonstrated by population pharmacokinetics modelling based on PK samples collected in the population following SC 0.05 mg/kg daily dose. However, lower exposure (AUC) and shorter half-life were seen in paediatric patients 4 months to 17 years of age, as compared with adults. The pharmacokinetic profile of teduglutide in this paediatric population, as evaluated by clearance and volume of distribution, was different from that observed in adults after correcting for body weights. Specifically, clearance decreases with increasing age from 4 months to adults. No data are available for paediatric patients with moderate to severe renal impairment and endstage renal disease (ESRD).

#### *Gender*

No clinically relevant gender differences were observed in clinical studies.

### *Elderly*

In a phase 1 study no difference in pharmacokinetics of teduglutide could be detected between healthy subjects younger than 65 years *versus* older than 65 years. Experience in subjects 75 years and above is limited.

### *Hepatic impairment*

In a phase 1 study the effect of hepatic impairment on the pharmacokinetics of teduglutide following subcutaneous administration of 20 mg teduglutide was investigated. The maximum exposure and the overall extent of exposure to teduglutide following single 20 mg subcutaneous doses were lower (10-15%) in subjects with moderate hepatic impairment relative to those in healthy matched controls.

### *Renal impairment*

In a phase 1 study, the effect of renal impairment on the pharmacokinetics of teduglutide following subcutaneous administration of 10 mg teduglutide was investigated. With progressive renal impairment up to and including end-stage renal disease the primary pharmacokinetic parameters of teduglutide increased up to a factor of 2.6 ( $AUC_{inf}$ ) and 2.1 ( $C_{max}$ ) compared to healthy subjects.

## **5.3 Preclinical safety data**

Hyperplasia in the gall bladder, hepatic biliary ducts, and pancreatic ducts were observed in subchronic and chronic toxicology studies. These observations were potentially associated with the expected intended pharmacology of teduglutide and were to a varying degree reversible within an 8-13 week recovery period following chronic administration.

### Injection site reactions

In pre-clinical studies, severe granulomatous inflammations were found associated with the injection sites.

### Carcinogenicity / mutagenicity

Teduglutide was negative when tested in the standard battery of tests for genotoxicity.

In a rat carcinogenicity study, treatment related benign neoplasms included tumours of the bile duct epithelium in males exposed to teduglutide plasma levels approximately 32- and 155-fold higher than obtained in patients administered the recommended daily dose (incidence of 1 out of 44 and 4 out of 48, respectively). Adenomas of the jejunal mucosa were observed in 1 out of 50 males and 5 out of 50 males exposed to teduglutide plasma levels approximately 10- and 155-fold higher than obtained in patients administered the recommended daily dose. In addition, a jejunal adenocarcinoma was observed in a male rat administered the lowest dose tested (animal: human plasma exposure margin of approximately 10-fold).

### Reproductive and developmental toxicity

Reproductive and developmental toxicity studies evaluating teduglutide have been carried out in rats and rabbits at doses of 0, 2, 10 and 50 mg/kg/day subcutaneously. Teduglutide was not associated with effects on reproductive performance, *in utero* or developmental parameters measured in studies to investigate fertility, embryo-foetal development and pre- and post-natal development. Pharmacokinetic data demonstrated that the teduglutide exposure of foetal rabbits and suckling rat pups was very low.

## **6. PHARMACEUTICAL PARTICULARS**

### **6.1 List of excipients**

#### Powder

L-histidine  
Mannitol  
Sodium phosphate monohydrate  
Disodium phosphate heptahydrate

#### Solvent

Water for injections

### **6.2 Incompatibilities**

In the absence of compatibility studies, this medicinal product must not be mixed with other medicinal products.

### **6.3 Shelf life**

#### Unopened vials

4 years.

#### Reconstituted product

Chemical and physical in-use stability has been demonstrated for 24 hours up to 25 °C.

From a microbiological point of view, unless the method of reconstitution precludes the risk of microbial contamination, the product should be used immediately.

If not used immediately, in-use storage times and conditions are the responsibility of the user and would normally not be longer than 24 hours at 2 to 8 °C, unless reconstitution has taken place in controlled and validated aseptic conditions.

### **6.4 Special precautions for storage**

Store in a refrigerator (2 °C – 8 °C). Do not freeze.

For storage conditions after reconstitution of the medicinal product, see section 6.3.

### **6.5 Nature and contents of container**

#### Powder

3 ml vial (glass) with rubber stopper (bromobutyl) containing 1.25 mg teduglutide.

#### Solvent

Pre-filled syringe (glass) with plungers (bromobutyl) containing 0.5 ml of solvent.

Pack size of 28 vials of powder with 28 pre-filled syringes.



## **6.6 Special precautions for disposal and other handling**

Determination of the number of vials needed for administration of one dose must be based on the individual patient's weight and the recommended dose of 0.05 mg/kg/day. The physician should at each visit weigh the patient, determine the daily dose to be administered until next visit and inform the patient accordingly.

A table with the injection volumes based on the recommended dose per body weight for paediatric patients is provided in section 4.2.

The pre-filled syringe must be assembled with a reconstitution needle.

The powder in the vial must then be dissolved by adding all the solvent from the pre-filled syringe.

The vial should not be shaken, but can be rolled between the palms and gently turned upside-down once. Once a clear colourless solution is formed in the vial, the solution should be sucked up into a 1 ml injection syringe (or 0.5 ml or smaller injection syringe for paediatric use) with scale intervals of 0.02 ml or smaller (not included in the pack).

If two vials are needed, the procedure for the second vial must be repeated and the additional solution sucked up into the injection syringe containing the solution from the first vial. Any volume exceeding the prescribed dose in ml must be expelled and discarded.

The solution must be injected subcutaneously into a cleaned area on the abdomen, or if this is not possible, on the thigh (see section 4.2 Method of administration) using a thin needle for subcutaneous injection suitable for paediatric use.

Detailed instructions on the preparation and injection of Revestive are provided in the package leaflet.

The solution must not be used if it is cloudy or contains particulate matter.

For single use only.

Any unused medicinal product or waste material should be disposed of in accordance with local requirements.

All needles and syringes should be disposed of in a sharps disposal container.

## **7. MARKETING AUTHORISATION HOLDER**

Takeda Pharmaceuticals International AG Ireland Branch  
Block 2 Miesian Plaza  
50 – 58 Baggot Street Lower  
Dublin 2, D02 HW68  
Ireland  
medinfoEMEA@takeda.com

## **8. MARKETING AUTHORISATION NUMBER**

EU/1/12/787/003

**9. DATE OF FIRST AUTHORISATION/RENEWAL OF THE AUTHORISATION**

Date of first authorisation: 30 August 2012

Date of latest renewal: 23 June 2017

**10. DATE OF REVISION OF THE TEXT**

Detailed information on this medicinal product is available on the website of the European Medicines Agency <http://www.ema.europa.eu>.

▼ This medicinal product is subject to additional monitoring. This will allow quick identification of new safety information. Healthcare professionals are asked to report any suspected adverse reactions. See section 4.8 for how to report adverse reactions.

## 1. NAME OF THE MEDICINAL PRODUCT

Revestive 5 mg powder and solvent for solution for injection

## 2. QUALITATIVE AND QUANTITATIVE COMPOSITION

One vial of powder contains 5 mg of teduglutide\*.

After reconstitution, each vial contains 5 mg teduglutide in 0.5 ml of solution, corresponding to a concentration of 10 mg/ml.

\*A glucagon-like peptide-2 (GLP-2) analogue produced in *Escherichia coli* cells by recombinant DNA technology.

For the full list of excipients, see section 6.1.

## 3. PHARMACEUTICAL FORM

Powder and solvent for solution for injection.

The powder is white and the solvent is clear and colourless.

## 4. CLINICAL PARTICULARS

### 4.1 Therapeutic indications

Revestive is indicated for the treatment of patients 4 months corrected gestational age and above with Short Bowel Syndrome (SBS). Patients should be stable following a period of intestinal adaptation after surgery.

### 4.2 Posology and method of administration

Treatment should be initiated under the supervision of a medical professional with experience in the treatment of SBS.

Treatment should not be initiated until it is reasonable to assume that a patient is stable following a period of intestinal adaptation. Optimisation and stabilisation of intravenous fluid and nutrition support should be performed before initiation of treatment.

Clinical assessment by the physician should consider individual treatment objectives and patient preferences. Treatment should be stopped if no overall improvement of the patient condition is achieved. Efficacy and safety in all patients should be closely monitored on an ongoing basis according to clinical treatment guidelines.

#### Posology

##### *Adults*

The recommended dose of Revestive is 0.05 mg/kg body weight once daily. The injection volume per body weight is provided below in Table 1. Due to the heterogeneity of the SBS population, a carefully

monitored down-titration of the daily dose may be considered for some patients to optimise tolerability of the treatment. If a dose is missed, that dose should be injected as soon as possible on that day.

Treatment effect should be evaluated after 6 months. Limited data from clinical studies have shown that some patients may take longer to respond to treatment (i.e., those who still have presence of colon-in-continuity or distal/terminal ileum); if no overall improvement is achieved after 12 months, the need for continued treatment should be reconsidered.

Continued treatment is recommended for patients who have weaned off parenteral nutrition.

**Table 1: Injection volume per body weight for adults**

Body weight	5 mg strength Volume to be injected
38-41 kg	0.20 ml
42-45 kg	0.22 ml
46-49 kg	0.24 ml
50-53 kg	0.26 ml
54-57 kg	0.28 ml
58-61 kg	0.30 ml
62-65 kg	0.32 ml
66-69 kg	0.34 ml
70-73 kg	0.36 ml
74-77 kg	0.38 ml
78-81 kg	0.40 ml
82-85 kg	0.42 ml
86-89 kg	0.44 ml
90-93 kg	0.46 ml

*Paediatric population ( $\geq 1$  year)*

Treatment should be initiated under the supervision of a medical professional with experience in the treatment of paediatric SBS.

The recommended dose of Revestive in children and adolescents (aged 1 to 17 years) is the same as for adults (0.05 mg/kg body weight once daily). The injection volume per body weight when using the 5 mg strength vial is provided in Table 2 below. A 1.25 mg strength vial is also available for paediatric use (patients with a body weight < 20 kg).

If a dose is missed, that dose should be injected as soon as possible on that day. A treatment period of 6 months is recommended after which treatment effect should be evaluated. In children below the age of two years, treatment should be evaluated after 12 weeks. There are no data available in paediatric patients after 6 months (see section 5.1).

**Table 2: Injection volume per body weight for paediatric population ( $\geq 1$  year)**

Body weight	5 mg strength Volume to be injected
10-11 kg	0.05 ml
12-13 kg	0.06 ml
14-17 kg	0.08 ml
18-21 kg	0.10 ml

Body weight	<b>5 mg strength</b> Volume to be injected
22-25 kg	0.12 ml
26-29 kg	0.14 ml
30-33 kg	0.16 ml
34-37 kg	0.18 ml
38-41 kg	0.20 ml
42-45 kg	0.22 ml
46-49 kg	0.24 ml
≥ 50 kg	See Table 1 under “Adults” section.

*Paediatric population (aged 4 months to less than 12 months)*

For paediatric patients aged 4 months to less than 12 months, Revestive 1.25 mg vial should be used. Refer to the Summary of Product Characteristics of Revestive 1.25 mg powder and solvent for solution for injection for dosing information.

*Special populations*

Elderly

No dose adjustment is necessary in patients above the age of 65 years.

Renal impairment

No dose adjustment is necessary for adult or paediatric patients with mild renal impairment. In adult or paediatric patients with moderate and severe renal impairment (creatinine clearance less than 50 ml/min), and end-stage renal disease, the daily dose should be reduced by 50% (see section 5.2).

Hepatic impairment

No dose adjustment is necessary for patients with mild and moderate hepatic impairment based on a study conducted in Child-Pugh grade B subjects. Revestive has not been studied in patients with severe hepatic impairment (see sections 4.4 and 5.2).

Paediatric population (< 4 months)

There are currently no available data in children below 4 months corrected gestational age.

Method of administration

The reconstituted solution should be administered by subcutaneous injection once daily, alternating sites between 1 of the 4 quadrants of the abdomen. In case the injection into the abdomen is hampered by pain, scarring or hardening of the tissue, the thigh can also be used. Revestive should not be administered intravenously or intramuscularly.

For instructions on reconstitution of the medicinal product before administration, see section 6.6.

**4.3 Contraindications**

Hypersensitivity to the active substance or to any of the excipients listed in section 6.1, or trace residues of tetracycline.

Active or suspected malignancy.

Patients with a history of malignancies in the gastrointestinal tract, including the hepatobiliary system and pancreas within the last five years.

#### 4.4 Special warnings and precautions for use

It is strongly recommended that every time Revestive is administered to a patient, the name and lot number of the product are recorded in order to maintain a link between the patient and the lot of the product.

##### Adults

##### *Colo-rectal polyps*

A colonoscopy with removal of polyps should be performed at the time of starting treatment with Revestive. Once yearly follow-up colonoscopies (or alternate imaging) are recommended during the first 2 years of Revestive treatment. Subsequent colonoscopies are recommended at a minimum of five year intervals. An individual assessment whether increased frequency of surveillance is necessary should be performed based on the patient characteristics (e.g., age, underlying disease). See also section 5.1. If a polyp is found, adherence to current polyp follow-up guidelines is recommended. In case of malignancy, Revestive therapy must be discontinued (see section 4.3).

##### *Gastrointestinal neoplasia including hepatobiliary tract*

In the rat carcinogenicity study, benign tumours were found in the small bowel and the extrahepatic bile ducts. Development of small intestinal polyps has also been observed in human SBS patients within several months after start of teduglutide treatment. Because of this, upper gastro-intestinal endoscopy or other imaging is recommended before and during the treatment with teduglutide. If a neoplasia is detected, it should be removed. In case of malignancy, teduglutide treatment must be discontinued (see sections 4.3 and 5.3).

##### *Gallbladder and bile ducts*

Cases of cholecystitis, cholangitis, and cholelithiasis have been reported in clinical studies. In case of gallbladder or bile duct-related symptoms, the need for continued Revestive treatment should be reassessed.

##### *Pancreatic diseases*

Pancreatic adverse events such as chronic and acute pancreatitis, pancreatic duct stenosis, pancreas infection and increased blood amylase and lipase have been reported in clinical studies. In case of pancreatic adverse events, the need for continued Revestive treatment should be reassessed.

##### *Monitoring of small bowel, gallbladder and bile ducts, and pancreas*

SBS patients are to be kept under close surveillance according to clinical treatment guidelines. This usually includes the monitoring of small bowel function, gallbladder and bile ducts, and pancreas for signs and symptoms, and, if indicated, additional laboratory investigations and appropriate imaging techniques.

##### *Intestinal obstruction*

Cases of intestinal obstruction have been reported in clinical studies. In case of recurrent intestinal obstructions, the need for continued Revestive treatment should be reassessed.

##### *Fluid overload and Electrolyte Balance*

To avoid fluid overload or dehydration, careful adjustment of parenteral support is required in patients taking Revestive. Electrolyte balance and fluid status should be carefully monitored throughout treatment, especially during initial therapeutic response and discontinuation of Revestive treatment

### Fluid overload

Fluid overload has been observed in clinical trials. Fluid overload adverse events occurred most frequently during the first 4 weeks of therapy and decreased over time.

Due to increased fluid absorption, patients with cardiovascular disease, such as cardiac insufficiency and hypertension, should be monitored with regard to fluid overload, especially during initiation of therapy. Patients should be advised to contact their physician in case of sudden weight gain, face swelling, swollen ankles and/or dyspnoea. In general, fluid overload can be prevented by appropriate and timely assessment of parenteral nutrition needs. This assessment should be conducted more frequently within the first months of treatment.

Congestive heart failure has been observed in clinical trials. In case of a significant deterioration of the cardiovascular disease, the need for continued treatment with Revestive should be reassessed.

### Dehydration

Patients with SBS are susceptible to dehydration that may lead to acute renal failure.

In patients receiving Revestive, parenteral support should be reduced carefully and should not be discontinued abruptly. The patient's fluid status should be evaluated following parenteral support reduction and corresponding adjustment performed, as needed.

### *Concomitant medicinal products*

Patients receiving oral concomitant medicinal products requiring titration or with a narrow therapeutic index should be monitored closely due to potential increased absorption (see section 4.5).

### *Special clinical conditions*

Revestive has not been studied in patients with severe, clinically unstable concomitant diseases, (e.g., cardiovascular, respiratory, renal, infectious, endocrine, hepatic, or CNS), or in patients with malignancies within the last five years (see section 4.3). Caution should be exercised when prescribing Revestive.

### *Hepatic impairment*

Revestive has not been studied in patients with severe hepatic impairment. The data from use in subjects with moderate hepatic impairment do not suggest a need for restricted use.

### *Discontinuation of treatment*

Due to the risk of dehydration, discontinuation of treatment with Revestive should be managed carefully.

### Paediatric population

See also general precautions for adults under this section.

### *Colo-rectal polyps/Neoplasia*

Prior to initiating treatment with Revestive, faecal occult blood testing should be done for all children and adolescents. Colonoscopy/sigmoidoscopy is required if there is evidence of unexplained blood in the stool. Subsequent faecal occult blood testing should be done annually in children and adolescents while they are receiving Revestive.

Colonoscopy/sigmoidoscopy is recommended for all children and adolescents after one year of treatment, every 5 years thereafter while on continuous treatment with Revestive, and if they have new or unexplained gastrointestinal bleeding.

## Excipients

Revestive contains less than 1 mmol sodium (23 mg) per dose. This means that it is essentially 'sodium-free'.

Caution is needed when administering Revestive to persons with a known hypersensitivity to tetracycline (see section 4.3).

## **4.5 Interaction with other medicinal products and other forms of interaction**

No clinical pharmacokinetic drug-drug interaction studies have been performed. An *in vitro* study indicates that teduglutide does not inhibit cytochrome P450 drug metabolising enzymes. Based upon the pharmacodynamic effect of teduglutide, there is a potential for increased absorption of concomitant medicinal products (see section 4.4).

## **4.6 Fertility, pregnancy and lactation**

### Pregnancy

There are no data from the use of Revestive in pregnant women. Animal studies do not indicate direct or indirect harmful effects with respect to reproductive toxicity (see section 5.3). As a precautionary measure, it is preferable to avoid the use of Revestive during pregnancy.

### Breast-feeding

It is unknown whether teduglutide is excreted in human milk. In rats, mean teduglutide concentration in milk was less than 3% of the maternal plasma concentration following a single subcutaneous injection of 25 mg/kg. A risk to the breast-fed newborn/infant cannot be excluded. As a precautionary measure it is preferable to avoid the use of Revestive during breast-feeding.

### Fertility

There are no data on the effects of teduglutide on human fertility. Animal data do not indicate any impairment of fertility.

## **4.7 Effects on ability to drive and use machines**

Revestive has minor influence on the ability to drive and use machines. However, cases of syncope have been reported in clinical studies (see section 4.8). Such events might impact the ability to drive and use machines.

## **4.8 Undesirable effects**

### Summary of the safety profile

Adverse reactions were retrieved from 2 placebo-controlled clinical studies with teduglutide in 109 patients with SBS treated with doses of 0.05 mg/kg/day and 0.10 mg/kg/day for up to 24 weeks. Approximately 52% of the patients treated with teduglutide experienced adverse reactions (*versus* 36% of the patients given placebo). The most commonly reported adverse reactions were abdominal pain and distension (45%), respiratory tract infections (28%) (including nasopharyngitis, influenza, upper respiratory tract infection, and lower respiratory tract infection), nausea (26%), injection site reactions (26%), headache (16%), and vomiting (14%). Approximately 38% of the treated patients with a stoma experienced gastrointestinal stoma complications. The majority of these reactions were mild or moderate.

No new safety signals have been identified in patients exposed to 0.05 mg/kg/day of teduglutide for up to 30 months in a long-term open-label extension study.



## Tabulated list of adverse reactions

Adverse reactions are listed below by MedDRA system organ class and by frequency. Frequencies are defined as very common ( $\geq 1/10$ ); common ( $\geq 1/100$  to  $< 1/10$ ); uncommon ( $\geq 1/1\ 000$  to  $< 1/100$ ); rare ( $\geq 1/10\ 000$  to  $< 1/1\ 000$ ); very rare ( $< 1/10\ 000$ ); not known (cannot be estimated from available data). Within each frequency grouping, adverse reactions are presented in order of decreasing seriousness.

All adverse reactions identified in post-marketing experience are *italicised*.

Frequency	Very common	Common	Uncommon	Not known
Infections and infestations	Respiratory tract infection*	<i>Influenza-like illness</i>		
Immune system disorders				<i>Hypersensitivity</i>
Metabolism and nutrition disorders		Decreased appetite Fluid overload		
Psychiatric disorders		Anxiety Insomnia		
Nervous system disorders	Headache			
Cardiac disorders		Congestive heart failure		
Vascular disorders			Syncope	
Respiratory, thoracic and mediastinal disorders		Cough Dyspnoea		
Gastrointestinal disorders	Abdominal distension Abdominal pain Nausea Vomiting	Colorectal polyp Colonic stenosis Flatulence Intestinal obstruction Pancreatic duct stenosis Pancreatitis <sup>†</sup> Small intestinal stenosis	<i>Small intestinal polyp<sup>‡</sup></i>	<i>Gastric polyp</i>
Hepatobiliary disorders		Cholecystitis Cholecystitis acute		
General disorders and administration site conditions	Injection site reaction <sup>§</sup>	Oedema peripheral		<i>Fluid retention</i>
Injury, poisoning and procedural complications	Gastrointestinal stoma complication			
<p>*Includes the following preferred terms: Nasopharyngitis, Influenza, Upper respiratory tract infection, and Lower respiratory tract infection.</p> <p><sup>†</sup>Includes the following preferred terms: Pancreatitis, <i>Pancreatitis acute</i>, and Pancreatitis chronic.</p> <p><sup>‡</sup>Locations include duodenum, jejunum, and ileum.</p> <p><sup>§</sup>Includes the following preferred terms: Injection site haematoma, Injection site erythema, Injection site pain, Injection site swelling and Injection site haemorrhage.</p>				

## Description of selected adverse reactions

### *Immunogenicity*

Consistent with the potentially immunogenic properties of medicinal products containing peptides, administration of Revestive may potentially trigger the development of antibodies. Based on

integrated data from two trials in adults with SBS (a 6-month randomised placebo-controlled trial, followed by a 24-month open-label trial), the development of anti-teduglutide antibodies in subjects who received subcutaneous administration of 0.05 mg/kg teduglutide once daily was 3% (2/60) at Month 3, 17% (13/77) at Month 6, 24% (16/67) at Month 12, 33% (11/33) at Month 24, and 48% (14/29) at Month 30. In phase 3 studies with SBS patients who received teduglutide for  $\geq 2$  years, 28% of patients developed antibodies against *E. coli* protein (residual host cell protein from the manufacture). The antibody formation has not been associated with clinically relevant safety findings, reduced efficacy or changed pharmacokinetics of Revestive.

#### *Injection site reactions*

Injection site reactions occurred in 26% of SBS patients treated with teduglutide, compared to 5% of patients in the placebo arm. The reactions included injection site haematoma, injection site erythema, injection site pain, injection site swelling and injection site haemorrhage (see also section 5.3). The majority of reactions were moderate in severity and no occurrences led to drug discontinuation.

#### *C-reactive protein*

Modest increases of C-reactive protein of approximately 25 mg/l have been observed within the first seven days of teduglutide treatment, which decreased continuously under ongoing daily injections. After 24 weeks of teduglutide treatment, patients showed small overall increase in C-reactive protein of approximately 1.5 mg/l on average. These changes were neither associated with any changes in other laboratory parameters nor with any reported clinical symptoms. There were no clinically relevant mean increases of C-reactive protein from baseline following long-term treatment with teduglutide for up to 30 months.

#### Paediatric population

In two completed clinical trials, there were 87 paediatric subjects (aged 1 to 17 years) enrolled and exposed to teduglutide for a duration of up to 6 months. No subject discontinued the studies due to an adverse event. Overall, the safety profile of teduglutide (including type and frequency of adverse reactions, and immunogenicity) in children and adolescents (ages 1-17 years) was similar to that in adults.

In three completed clinical studies in paediatric subjects (aged 4 to < 12 months corrected gestational age), the safety profile reported in these studies was consistent with the safety profile seen in the previous paediatric studies and no new safety issues were identified.

Limited long-term safety data is available for the paediatric population. No data are available for children under 4 months of age.

#### Reporting of suspected adverse reactions

Reporting suspected adverse reactions after authorisation of the medicinal product is important. It allows continued monitoring of the benefit/risk balance of the medicinal product. Healthcare professionals are asked to report any suspected adverse reactions via the national reporting system listed in [Appendix V](#).

## **4.9 Overdose**

The maximum dose of teduglutide studied during clinical development was 86 mg/day for 8 days. No unexpected systemic adverse reactions were seen (see section 4.8).

In the event of an overdose, the patient should be carefully monitored by the medical professional.

## 5. PHARMACOLOGICAL PROPERTIES

### 5.1 Pharmacodynamic properties

Pharmacotherapeutic group: Other alimentary tract and metabolism products, various alimentary tract and metabolism products, ATC code: A16AX08.

#### Mechanism of action

The naturally occurring human glucagon-like peptide-2 (GLP-2) is a peptide secreted by L cells of the intestine which is known to increase intestinal and portal blood flow, inhibit gastric acid secretion, and decrease intestinal motility. Teduglutide is an analogue of GLP-2. In several nonclinical studies, teduglutide has been shown to preserve mucosal integrity by promoting repair and normal growth of the intestine through an increase of villus height and crypt depth.

#### Pharmacodynamic effects

Similar to GLP-2, teduglutide is 33 amino acids in length with an amino acid substitution of alanine by glycine at the second position of the N-terminus. The single amino acid substitution relative to naturally occurring GLP-2 results in resistance to *in vivo* degradation by the enzyme dipeptidyl peptidase-IV (DPP-IV), resulting in an extended half-life. Teduglutide increases villus height and crypt depth of the intestinal epithelium.

Based on the findings derived from pre-clinical studies (see sections 4.4 and 5.3) and the proposed mechanism of action with the trophic effects on intestinal mucosa, there appears to be a risk for the promotion of small intestinal and/or colonic neoplasia. The clinical studies conducted could neither exclude nor confirm such an increased risk. Several cases of benign colorectal polyps occurred during the course of the trials, however, the frequency was not increased compared to placebo-treated patients. In addition to the need for a colonoscopy with removal of polyps by the time of the initiation of the treatment (see section 4.4.), every patient should be assessed for the need of an enhanced surveillance schedule based on the patient characteristics (e.g., age and underlying disease, previous occurrence of polyps etc.).

#### Clinical efficacy

##### Paediatric population

###### *Paediatric population 4 months to less than 12 months of age*

The efficacy data presented are derived from 1 controlled and 1 un-controlled core studies for a 28-week duration, and 2 extension studies for up to 9 cycles (24 weeks per cycle) of teduglutide treatment. These studies included infants 4 months to < 12 months corrected gestational age: 10 infants (2 infants aged 4 to < 6 months, 8 aged 6 to < 12 months) in the controlled study (5 in teduglutide treatment arm and 5 in standard of care arm), 2 infants in the un-controlled study (both treated). From the core controlled study, 6 of the 10 infants completed the study, and continued in the extension study (5 treated and 1 non-treated). From the core uncontrolled study, 2 infants completed the study and continued in the second extension study (both treated). The infants in these studies were treated with teduglutide 0.05 mg/kg/day. Despite the limited sample size in the core and extension studies, clinically meaningful numerical reductions in the requirement for parenteral support were observed.

###### *The controlled core study*

##### Complete weaning

No subject achieved enteral autonomy, i.e., complete weaning off PS during either core or extension studies.

#### Reduction in parenteral nutrition volume

In the controlled core study, based on subject diary data, 3 (60.0%) subjects enrolled in the TED arm and 1 (20.0%) subject in the SOC arm experienced at least 20% reduction in PS volume at end of treatment (EOT) from baseline (2 subjects in the SOC arm had missing data). In the TED arm, the mean change in PS volume at EOT from baseline was  $-21.5 \pm 28.91$  ml/kg/day (-24.8%). In the SOC arm, the mean change in PS volume at EOT from baseline was  $-9.5 \pm 7.50$  ml/kg/day (-16.8%).

#### Reduction in parenteral nutrition calories

In the controlled core study, based on subject diary data, the mean percentage change in PS caloric intake at EOT from baseline was  $-27.0 \pm 29.47\%$  for subjects in the TED arm and  $-13.7 \pm 21.87\%$  in the SOC arm.

#### Reduction in infusion time

In the controlled core study, in the TED arm, the change in diary PS infusion time at EOT from baseline was  $-3.1 \pm 3.31$  hours/day (-28.9%) and  $-1.9 \pm 2.01$  days/week (-28.5%). In the SOC arm, the change in diary PS infusion time at EOT from baseline was  $-0.3 \pm 0.63$  hours/day (-1.9%) and no change was observed on the days per week of PS infusion time.

#### *The un-controlled core study*

#### Complete weaning

No infant subjects reached complete weaning.

#### Reduction in parenteral nutrition volume

Among the 2 infants included in and completed the study, a  $\geq 20\%$  reduction in PS volume was recorded in 1 infant during the teduglutide treatment. The mean change in PS volume at EOT from baseline was  $-26.2 \pm 13.61$  ml/kg/day (-26.7%).

#### Reduction in parenteral nutrition calories

In infants, the mean change in PS caloric intake at EOT from baseline was  $-13.8 \pm 3.17$  kcal/kg/day (-25.7%).

#### Reduction in infusion time

There was no change in daily PS usage hours in the 2 infants during the study.

#### *Paediatric population between 1 and 17 years of age*

The efficacy data presented are derived from 2 controlled studies in paediatric patients up to 24 weeks duration. These studies included 101 patients in the following age groups: 5 patients 1-2 years, 56 patients 2 to < 6 years, 32 patients 6 to < 12 years, 7 patients 12 to < 17 years, and 1 patient 17 to < 18 years. Despite the limited sample size, which did not allow meaningful statistical comparisons, clinically meaningful, numerical reductions in the requirement for parenteral support were observed across all age groups.

Teduglutide was studied in a 12-week, open-label, clinical study in 42 paediatric subjects aged 1 year through 14 years with SBS who were dependent on parenteral nutrition. The objectives of the study were to evaluate safety, tolerability, and efficacy of teduglutide compared to standard of care. Three (3) doses of teduglutide, 0.0125 mg/kg/day (n=8), 0.025 mg/kg/day (n=14), and 0.05 mg/kg/day (n=15), were investigated for 12 weeks. Five (5) subjects were enrolled in a standard of care cohort.

#### Complete weaning

Three subjects (3/15, 20%) on the recommended teduglutide dose were weaned off parenteral nutrition by Week 12. After a 4-week washout period, two of these patients had reinitiated parenteral nutrition support.

#### Reduction in parenteral nutrition volume

The mean change in parenteral nutrition volume from baseline at Week 12 in the ITT population, based on physician-prescribed data, was -2.57 ( $\pm 3.56$ ) l/week, correlating to a -39.11% ( $\pm 40.79$ ) mean decrease, compared to 0.43 ( $\pm 0.75$ ) l/week, correlating to a 7.38% ( $\pm 12.76$ ) increase in the standard of care cohort. At Week 16 (4 weeks following the end of treatment) parenteral nutrition volume reductions were still evident but less than observed at Week 12 when subjects were still on teduglutide (mean decrease of -31.80% ( $\pm 39.26$ ) compared to a 3.92% ( $\pm 16.62$ ) increase in the standard of care group).

#### Reduction in parenteral nutrition calories

At Week 12, there was a -35.11% ( $\pm 53.04$ ) mean change from baseline in parenteral nutrition calorie consumption in the ITT population based on physician-prescribed data. The corresponding change in the standard of care cohort was 4.31% ( $\pm 5.36$ ). At Week 16, the parenteral nutrition calories consumption continued to decrease with percentage mean changes from baseline of -39.15% ( $\pm 39.08$ ) compared to -0.87% ( $\pm 9.25$ ) for the standard of care cohort.

#### Increases in enteral nutrition volume and enteral calories

Based on prescribed data, the mean percentage change from baseline at Week 12 in enteral volume, in the ITT population, was 25.82% ( $\pm 41.59$ ) compared to 53.65% ( $\pm 57.01$ ) in the standard of care cohort. The corresponding increase in enteral calories was 58.80% ( $\pm 64.20$ ), compared to 57.02% ( $\pm 55.25$ ) in the standard of care cohort.

#### Reduction in infusion time

The mean decrease from baseline at Week 12 in the number of days/week on parenteral nutrition, in the ITT population based on physician-prescribed data, was -1.36 ( $\pm 2.37$ ) days/week corresponding to a percentage decrease of -24.49% ( $\pm 42.46$ ). There was no change from baseline in the standard of care cohort. Four subjects (26.7%) on the recommended teduglutide dose achieved at least a three-day reduction in parenteral nutrition needs.

At Week 12, based on subject diary data, subjects showed mean percentage reductions of 35.55% ( $\pm 35.23$ ) hours per day compared to baseline, which corresponded to reductions in the hours/day of parenteral nutrition usage of -4.18 ( $\pm 4.08$ ), while subjects in the standard of care cohort showed minimal change in this parameter at the same time point.

An additional 24-week, randomised, double-blind, multicentre study was conducted in 59 paediatric subjects aged 1 year through 17 years who were dependent on parenteral support. The objective was to evaluate safety/tolerability, pharmacokinetics and efficacy of teduglutide. Two doses of teduglutide were studied: 0.025 mg/kg/day (n=24) and 0.05 mg/kg/day (n=26); 9 subjects were enrolled in a standard of care (SOC) arm. Randomisation was stratified by age across dose groups. Results below correspond to the ITT population at the recommended dose of 0.05 mg/kg/day.

#### Complete weaning

Three (3) paediatric subjects in the 0.05 mg/kg group achieved the additional endpoint of enteral autonomy by week 24.

#### Reduction in parenteral nutrition volume

Based on subject diary data, 18 (69.2%) subjects in the 0.05 mg/kg/day group achieved the primary endpoint of  $\geq 20\%$  reduction in PN/IV volume at end of treatment, compared to baseline; in the SOC arm, 1 (11.1%) subject achieved this endpoint.

The mean change in parenteral nutrition volume from baseline at Week 24, based on subject diary data, was -23.30 ( $\pm 17.50$ ) ml/kg/day, corresponding to -41.57% ( $\pm 28.90$ ); the mean change in the SOC arm was -6.03 ( $\pm 4.5$ ) ml/kg/day (corresponding to a -10.21% [ $\pm 13.59$ ]).

### Reduction in infusion time

At week 24, there was a decrease in the infusion time of  $-3.03 (\pm 3.84)$  hours/day in the 0.05 mg/kg/day arm, corresponding to a percentage change of  $-26.09\% (\pm 36.14)$ . The change from baseline in the SOC cohort was  $-0.21 (\pm 0.69)$  hours/day ( $-1.75\% [\pm 5.89]$ ).

The mean decrease from baseline at Week 24 in the number of days/week on parenteral nutrition, based on subject diary data, was  $-1.34 (\pm 2.24)$  days/week corresponding to a percentage decrease of  $-21.33\% (\pm 34.09)$ . There was no reduction in PN/IV infusion days per week in the SOC arm.

### Adults

Teduglutide was studied in 17 patients with SBS allocated to five treatment groups using doses of 0.03, 0.10 or 0.15 mg/kg teduglutide once daily, or 0.05 or 0.075 mg/kg bid in a 21-day open-label, multicenter, dose-ranging study. Treatment resulted in enhanced gastrointestinal fluid absorption of approximately 750-1 000 ml/day with improvements in the absorption of macronutrients and electrolytes, decreased stomal or faecal fluid and macronutrients excretion, and enhanced key structural and functional adaptations in the intestinal mucosa. Structural adaptations were transient in nature and returned to baseline levels within three weeks of discontinuing the treatment.

In the pivotal phase 3 double-blind, placebo-controlled study in patients with SBS, who required parenteral nutrition, 43 patients were randomised to a 0.05 mg/kg/day dose of teduglutide and 43 patients to placebo for up to 24 weeks.

The proportion of teduglutide-treated subjects achieving a 20% to 100% reduction of parenteral nutrition at Week 20 and 24 was statistically significantly different from placebo (27 out of 43 subjects, 62.8% *versus* 13 out of 43 patients, 30.2%,  $p=0.002$ ). Treatment with teduglutide resulted in a 4.4 l/week reduction in parenteral nutrition requirements (from a pre-treatment baseline of 12.9 litres) *versus* 2.3 l/week (from a pre-treatment baseline of 13.2 litres) for placebo at 24 weeks. Twenty-one (21) patients treated with teduglutide (48.8%) *versus* 9 on placebo (20.9%) achieved at least a one day reduction in parenteral nutrition administration ( $p=0.008$ ).

Ninety-seven percent (97%) of patients (37 out of 39 patients treated with teduglutide) that completed the placebo-controlled study entered a long-term extension study where all patients received 0.05 mg/kg of teduglutide daily for up to an additional 2 years. In total 88 patients participated in this extension study, thereof 39 treated with placebo and 12 enrolled, but not randomised, in the previous study; 65 of 88 patients completed the extension study. There continued to be evidence of increased response to treatment for up 2.5 years in all groups exposed to teduglutide in terms of parenteral nutrition volume reduction, gaining additional days off parenteral nutrition per week, and achieving weaning of parenteral support.

Thirty (30) of the 43 teduglutide-treated patients from the pivotal study who entered the extension study completed a total of 30 months of treatment. Of these, 28 patients (93%) achieved a 20% or greater reduction of parenteral support. Of responders in the pivotal study who completed the extension study, 21 out of 22 (96%) sustained their response to teduglutide after an additional 2 years of continuous treatment.

The mean reduction in parenteral nutrition ( $n=30$ ) was 7.55 l/week (a 65.6% reduction from baseline). Ten (10) subjects were weaned off their parenteral support while on teduglutide treatment for 30 months. Subjects were maintained on teduglutide even if no longer requiring parenteral nutrition. These 10 subjects had required parenteral nutrition support for 1.2 to 15.5 years, and prior to treatment with teduglutide had required between 3.5 l/week and 13.4 l/week of parenteral nutrition support. At the end of study, 21 (70%), 18 (60%) and 18 (60%) of the 30 completers achieved a reduction of 1, 2, or 3 days per week in parenteral support, respectively.

Of the 39 placebo subjects, 29 completed 24 months of treatment with teduglutide. The mean reduction in parenteral nutrition was 3.11 l/week (an additional 28.3% reduction). Sixteen (16, 55.2%) of the 29 completers achieved a 20% or greater reduction of parenteral nutrition. At the end of study,

14 (48.3%), 7 (24.1%) and 5 (17.2%) patients achieved a reduction of 1, 2, or 3 days per week in parenteral nutrition, respectively. Two (2) subjects were weaned off their parenteral support while on teduglutide.

Of the 12 subjects not randomised in the pivotal study, 6 completed 24 months of treatment with teduglutide. The mean reduction in parenteral nutrition was 4.0 l/week (39.4% reduction from baseline – the start of the extension study) and 4 of the 6 completers (66.7%) achieved a 20% or greater reduction in parenteral support. At the end of study, 3 (50%), 2 (33%) and 2 (33%) achieved a reduction of 1, 2, or 3 days per week in parenteral nutrition, respectively. One subject was weaned off their parenteral support while on teduglutide.

In another phase 3 double-blind, placebo-controlled study in patients with SBS, who required parenteral nutrition, patients received a 0.05 mg/kg/day dose (n=35), a 0.10 mg/kg/day dose (n=32) of teduglutide or placebo (n=16) for up to 24 weeks.

The primary efficacy analysis of the study results showed no statistically significant difference between the group on teduglutide 0.10 mg/kg/day and the placebo group, while the proportion of subjects receiving the recommended teduglutide dose of 0.05 mg/kg/day achieving at least a 20% reduction of parenteral nutrition at Week 20 and 24 was statistically significantly different *versus* placebo (46% *versus* 6.3%,  $p < 0.01$ ). Treatment with teduglutide resulted in a 2.5 l/week reduction in parenteral nutrition requirements (from a pre-treatment baseline of 9.6 litres) *versus* 0.9 l/week (from a pre-treatment baseline of 10.7 litres) for placebo at 24 weeks.

Teduglutide treatment induced expansion of the absorptive epithelium by significantly increasing villus height in the small intestine.

Sixty-five (65) patients entered a follow-up SBS study for up to an additional 28 weeks of treatment. Patients on teduglutide maintained their previous dose assignment throughout the extension phase, while placebo patients were randomised to active treatment, either 0.05 or 0.10 mg/kg/day.

Of the patients who achieved at least a 20% reduction of parenteral nutrition at Weeks 20 and 24 in the initial study, 75% sustained this response on teduglutide after up to 1 year of continuous treatment.

The mean reduction of weekly parenteral nutrition volume was 4.9 l/week (52% reduction from baseline) after one year of continuous teduglutide treatment.

Two (2) patients on the recommended teduglutide dose were weaned off parenteral nutrition by Week 24. One additional patient in the follow-up study was weaned off parenteral nutrition.

The European Medicines Agency has deferred the obligation to submit the results of studies with Revestive in one or more subsets of the paediatric population in the treatment of SBS (see section 4.2 for information on paediatric use).

## **5.2 Pharmacokinetic properties**

### Absorption

Teduglutide was rapidly absorbed from subcutaneous injection sites with maximum plasma levels occurring approximately 3-5 hours after dose administration at all dose levels. The absolute bioavailability of subcutaneous teduglutide is high (88%). No accumulation of teduglutide was observed following repeated subcutaneous administration.

### Distribution

Following subcutaneous administration, teduglutide has an apparent volume of distribution of 26 litres in patients with SBS.

## Biotransformation

The metabolism of teduglutide is not fully known. Since teduglutide is a peptide it is likely that it follows the principal mechanism for peptide metabolism.

## Elimination

Teduglutide has a terminal elimination half-life of approximately 2 hours. Following intravenous administration teduglutide plasma clearance was approximately 127 ml/hr/kg which is equivalent to the glomerular filtration rate (GFR). Renal elimination was confirmed in a study investigating pharmacokinetics in subjects with renal impairment. No accumulation of teduglutide was observed following repeated subcutaneous administrations.

## Dose linearity

The rate and extent of absorption of teduglutide is dose-proportional at single and repeated subcutaneous doses up to 20 mg.

## Pharmacokinetics in subpopulations

### *Paediatric population*

Following subcutaneous administration, similar  $C_{max}$  of teduglutide driving the efficacy responses, across age groups (4 months corrected by gestational age to 17 years) was demonstrated by population pharmacokinetics modelling based on PK samples collected in the population following SC 0.05 mg/kg daily dose. However, lower exposure (AUC) and shorter half-life were seen in paediatric patients 4 months to 17 years of age, as compared with adults. The pharmacokinetic profile of teduglutide in this paediatric population, as evaluated by clearance and volume of distribution, was different from that observed in adults after correcting for body weights. Specifically, clearance decreases with increasing age from 4 months to adults. No data are available for paediatric patients with moderate to severe renal impairment and end-stage renal disease (ESRD).

### *Gender*

No clinically relevant gender differences were observed in clinical studies.

### *Elderly*

In a phase 1 study no difference in pharmacokinetics of teduglutide could be detected between healthy subjects younger than 65 years *versus* older than 65 years. Experience in subjects 75 years and above is limited.

### *Hepatic impairment*

In a phase 1 study the effect of hepatic impairment on the pharmacokinetics of teduglutide following subcutaneous administration of 20 mg teduglutide was investigated. The maximum exposure and the overall extent of exposure to teduglutide following single 20 mg subcutaneous doses were lower (10-15%) in subjects with moderate hepatic impairment relative to those in healthy matched controls.

### *Renal impairment*

In a phase 1 study, the effect of renal impairment on the pharmacokinetics of teduglutide following subcutaneous administration of 10 mg teduglutide was investigated. With progressive renal impairment up to and including end-stage renal disease the primary pharmacokinetic parameters of teduglutide increased up to a factor of 2.6 ( $AUC_{inf}$ ) and 2.1 ( $C_{max}$ ) compared to healthy subjects.



### 5.3 Preclinical safety data

Hyperplasia in the gall bladder, hepatic biliary ducts, and pancreatic ducts were observed in subchronic and chronic toxicology studies. These observations were potentially associated with the expected intended pharmacology of teduglutide and were to a varying degree reversible within an 8-13 week recovery period following chronic administration.

#### Injection site reactions

In pre-clinical studies, severe granulomatous inflammations were found associated with the injection sites.

#### Carcinogenicity / mutagenicity

Teduglutide was negative when tested in the standard battery of tests for genotoxicity.

In a rat carcinogenicity study, treatment related benign neoplasms included tumours of the bile duct epithelium in males exposed to teduglutide plasma levels approximately 32- and 155-fold higher than obtained in patients administered the recommended daily dose (incidence of 1 out of 44 and 4 out of 48, respectively). Adenomas of the jejunal mucosa were observed in 1 out of 50 males and 5 out of 50 males exposed to teduglutide plasma levels approximately 10- and 155-fold higher than obtained in patients administered the recommended daily dose. In addition, a jejunal adenocarcinoma was observed in a male rat administered the lowest dose tested (animal:human plasma exposure margin of approximately 10-fold).

#### Reproductive and developmental toxicity

Reproductive and developmental toxicity studies evaluating teduglutide have been carried out in rats and rabbits at doses of 0, 2, 10 and 50 mg/kg/day subcutaneously. Teduglutide was not associated with effects on reproductive performance, *in utero* or developmental parameters measured in studies to investigate fertility, embryo-foetal development and pre- and post-natal development. Pharmacokinetic data demonstrated that the teduglutide exposure of foetal rabbits and suckling rat pups was very low.

## 6. PHARMACEUTICAL PARTICULARS

### 6.1 List of excipients

#### Powder

L-histidine  
Mannitol  
Sodium phosphate monohydrate  
Disodium phosphate heptahydrate  
Sodium hydroxide (pH adjustment)  
Hydrochloric acid (pH adjustment)

#### Solvent

Water for injections

### 6.2 Incompatibilities

In the absence of compatibility studies, this medicinal product must not be mixed with other medicinal products.

### **6.3 Shelf life**

#### Unopened vials

4 years.

#### Reconstituted product

Chemical and physical stability has been demonstrated for 3 hours at 25 °C.

From a microbiological point of view, unless the method of reconstitution precludes the risk of microbial contamination, the solution should be used immediately.

If not used immediately, in-use storage times and conditions are the responsibility of the user and would normally not be longer than 24 hours at 2 to 8 °C, unless reconstitution has taken place in controlled and validated aseptic conditions.

### **6.4 Special precautions for storage**

Store below 25 °C.

Do not freeze.

For storage conditions after reconstitution of the medicinal product, see section 6.3.

### **6.5 Nature and contents of container**

#### Powder

3 ml vial (glass) with rubber stopper (bromobutyl) containing 5 mg teduglutide.

#### Solvent

Pre-filled syringe (glass) with plungers (bromobutyl) containing 0.5 ml of solvent.

Pack sizes of 1 vial of powder with 1 pre-filled syringe or 28 vials of powder with 28 pre-filled syringes.

Not all pack sizes may be marketed.

### **6.6 Special precautions for disposal and other handling**

Determination of the number of vials needed for administration of one dose must be based on the individual patient's weight and the recommended dose of 0.05 mg/kg/day. The physician should at each visit weigh the patient, determine the daily dose to be administered until next visit and inform the patient accordingly.

Tables with the injection volumes based on the recommended dose per body weight for both adults and paediatric patients are provided in section 4.2.

The pre-filled syringe must be assembled with a reconstitution needle.

The powder in the vial must then be dissolved by adding all the solvent from the pre-filled syringe.

The vial should not be shaken, but can be rolled between the palms and gently turned upside-down once. Once a clear colourless solution is formed in the vial, the solution should be sucked up into a

1 ml injection syringe (or 0.5 ml or smaller injection syringe for paediatric use) with scale intervals of 0.02 ml or smaller (not included in the pack).

If two vials are needed, the procedure for the second vial must be repeated and the additional solution sucked up into the injection syringe containing the solution from the first vial. Any volume exceeding the prescribed dose in ml must be expelled and discarded.

The solution must be injected subcutaneously into a cleaned area on the abdomen, or if this is not possible, on the thigh (see section 4.2 Method of administration) using a thin needle for subcutaneous injection.

Detailed instructions on the preparation and injection of Revestive are provided in the package leaflet.

The solution must not be used if it is cloudy or contains particulate matter.

For single use only.

Any unused medicinal product or waste material should be disposed of in accordance with local requirements.

All needles and syringes should be disposed of in a sharps disposal container.

## **7. MARKETING AUTHORISATION HOLDER**

Takeda Pharmaceuticals International AG Ireland Branch  
Block 2 Miesian Plaza  
50 – 58 Baggot Street Lower  
Dublin 2, D02 HW68  
Ireland  
medinfoEMEA@takeda.com

## **8. MARKETING AUTHORISATION NUMBERS**

EU/1/12/787/001  
EU/1/12/787/002

## **9. DATE OF FIRST AUTHORISATION/RENEWAL OF THE AUTHORISATION**

Date of first authorisation: 30 August 2012  
Date of latest renewal: 23 June 2017

## **10. DATE OF REVISION OF THE TEXT**

Detailed information on this medicinal product is available on the website of the European Medicines Agency <http://www.ema.europa.eu>.

## **ANNEX II**

- A. MANUFACTURER(S) OF THE BIOLOGICAL ACTIVE SUBSTANCE(S) AND MANUFACTURER(S) RESPONSIBLE FOR BATCH RELEASE**
- B. CONDITIONS OR RESTRICTIONS REGARDING SUPPLY AND USE**
- C. OTHER CONDITIONS AND REQUIREMENTS OF THE MARKETING AUTHORISATION**
- D. CONDITIONS OR RESTRICTIONS WITH REGARDS TO THE SAFE AND EFFECTIVE USE OF THE MEDICINAL PRODUCT**

**A. MANUFACTURER(S) OF THE BIOLOGICAL ACTIVE SUBSTANCE(S) AND MANUFACTURER(S) RESPONSIBLE FOR BATCH RELEASE**

Name and address of the manufacturer of the biological active substance

Boehringer Ingelheim RCV GmbH & Co KG  
Dr. Boehringer-Gasse 5-11  
A-1121 Vienna  
Austria

Name and address of the manufacturer responsible for batch release

Shire Pharmaceuticals Ireland Limited  
Block 2 & 3 Miesian Plaza  
50 – 58 Baggot Street Lower  
Dublin 2  
Ireland

Takeda Pharmaceuticals International AG Ireland Branch,  
Block 2 Miesian Plaza,  
50 – 58 Baggot Street Lower,  
Dublin 2, D02 HW68,  
Ireland

The printed package leaflet of the medicinal product must state the name and address of the manufacturer responsible for the release of the concerned batch.

**B. CONDITIONS OR RESTRICTIONS REGARDING SUPPLY AND USE**

Medicinal product subject to restricted medical prescription (see Annex I: Summary of Product Characteristics, section 4.2).

**C. OTHER CONDITIONS AND REQUIREMENTS OF THE MARKETING AUTHORISATION**

- **Periodic safety update reports (PSURs)**

The requirements for submission of periodic safety update reports for this medicinal product are set out in the list of Union reference dates (EURD list) provided for under Article 107c(7) of Directive 2001/83/EC and any subsequent updates published on the European medicines web-portal.

**D. CONDITIONS OR RESTRICTIONS WITH REGARDS TO THE SAFE AND EFFECTIVE USE OF THE MEDICINAL PRODUCT**

- **Risk management plan (RMP)**

The marketing authorisation holder (MAH) shall perform the required pharmacovigilance activities and interventions detailed in the agreed RMP presented in Module 1.8.2 of the marketing authorisation and any agreed subsequent updates of the RMP.

An updated RMP should be submitted:

- At the request of the European Medicines Agency;

- Whenever the risk management system is modified, especially as the result of new information being received that may lead to a significant change to the benefit/risk profile or as the result of an important (pharmacovigilance or risk minimisation) milestone being reached.

- **Obligations to conduct post-authorisation measures**

The MAH shall complete, within the stated timeframe, the below measures:

Description	Due date
<p>International Short Bowel Syndrome Registry</p> <p>Non-interventional study (NIS) to gather further safety data, in order to further elucidate the potential and identified risk as outlined in the RMP, based on a CHMP approved protocol.</p> <p>Interim data for the NIS should be provided every second year.</p>	<p>Four interim reports will be provided within six months after the data lock points (i.e., Q4 2016, Q4 2018, Q4 2020, and Q4 2022).</p>
<p>Final study report</p>	<p>Q2 2033</p>

**ANNEX III**  
**LABELLING AND PACKAGE LEAFLET**

## **A. LABELLING**



**PARTICULARS TO APPEAR ON THE OUTER PACKAGING**

**CARTON**

**1. NAME OF THE MEDICINAL PRODUCT**

Revestive 1.25 mg powder and solvent for solution for injection  
teduglutide  
For children and adolescents

**2. STATEMENT OF ACTIVE SUBSTANCE**

One vial of powder contains 1.25 mg of teduglutide. After reconstitution, each vial contains 1.25 mg of teduglutide in 0.5 ml of solution, corresponding to a concentration of 2.5 mg/ml.

**3. LIST OF EXCIPIENTS**

Powder: L-histidine, mannitol, sodium phosphate monohydrate, disodium phosphate heptahydrate.  
Solvent: Water for injections.

**4. PHARMACEUTICAL FORM AND CONTENTS**

Powder and solvent for solution for injection  
28 vials of powder containing 1.25 mg teduglutide  
28 pre-filled syringes containing 0.5 ml of solvent

**5. METHOD AND ROUTE OF ADMINISTRATION**

Read the package leaflet before use.  
Subcutaneous use.

**6. SPECIAL WARNING THAT THE MEDICINAL PRODUCT MUST BE STORED OUT OF THE SIGHT AND REACH OF CHILDREN**

Keep out of the sight and reach of children.

**7. OTHER SPECIAL WARNING(S), IF NECESSARY**

**8. EXPIRY DATE**

EXP

**9. SPECIAL STORAGE CONDITIONS**

Store in a refrigerator. Do not freeze.  
After reconstitution, the solution should be used immediately.

**10. SPECIAL PRECAUTIONS FOR DISPOSAL OF UNUSED MEDICINAL PRODUCTS OR WASTE MATERIALS DERIVED FROM SUCH MEDICINAL PRODUCTS, IF APPROPRIATE**

**11. NAME AND ADDRESS OF THE MARKETING AUTHORISATION HOLDER**

Takeda Pharmaceuticals International AG Ireland Branch,  
Block 2 Miesian Plaza,  
50 – 58 Baggot Street Lower,  
Dublin 2, D02 HW68,  
Ireland

**12. MARKETING AUTHORISATION NUMBER**

EU/1/12/787/003 28 vials

**13. BATCH NUMBER**

Lot

**14. GENERAL CLASSIFICATION FOR SUPPLY**

**15. INSTRUCTIONS ON USE**

**16. INFORMATION IN BRAILLE**

Revestive 1.25 mg

**17. UNIQUE IDENTIFIER – 2D BARCODE**

2D barcode carrying the unique identifier included.

**18. UNIQUE IDENTIFIER - HUMAN READABLE DATA**

PC  
SN  
NN

**PARTICULARS TO APPEAR ON THE OUTER PACKAGING**

**CARTON**

**1. NAME OF THE MEDICINAL PRODUCT**

Revestive 5 mg powder and solvent for solution for injection  
teduglutide

**2. STATEMENT OF ACTIVE SUBSTANCE**

One vial of powder contains 5 mg of teduglutide. After reconstitution, each vial contains 5 mg of teduglutide in 0.5 ml of solution, corresponding to a concentration of 10 mg/ml.

**3. LIST OF EXCIPIENTS**

Powder: L-histidine, mannitol, sodium phosphate monohydrate, disodium phosphate heptahydrate, sodium hydroxide (pH adjustment), hydrochloric acid (pH adjustment).  
Solvent: Water for injections.

**4. PHARMACEUTICAL FORM AND CONTENTS**

Powder and solvent for solution for injection  
1 vial of powder containing 5 mg teduglutide  
1 pre-filled syringe containing 0.5 ml of solvent  
28 vials of powder containing 5 mg teduglutide  
28 pre-filled syringes containing 0.5 ml of solvent

**5. METHOD AND ROUTE OF ADMINISTRATION**

Read the package leaflet before use.  
Subcutaneous use.

**6. SPECIAL WARNING THAT THE MEDICINAL PRODUCT MUST BE STORED OUT OF THE SIGHT AND REACH OF CHILDREN**

Keep out of the sight and reach of children.

**7. OTHER SPECIAL WARNING(S), IF NECESSARY**

**8. EXPIRY DATE**

EXP

**9. SPECIAL STORAGE CONDITIONS**

Store below 25°C.

Do not freeze.

After reconstitution, the solution should be used immediately.

**10. SPECIAL PRECAUTIONS FOR DISPOSAL OF UNUSED MEDICINAL PRODUCTS OR WASTE MATERIALS DERIVED FROM SUCH MEDICINAL PRODUCTS, IF APPROPRIATE****11. NAME AND ADDRESS OF THE MARKETING AUTHORISATION HOLDER**

Takeda Pharmaceuticals International AG Ireland Branch,  
Block 2 Miesian Plaza,  
50 – 58 Baggot Street Lower,  
Dublin 2, D02 HW68,  
Ireland

**12. MARKETING AUTHORISATION NUMBERS**

EU/1/12/787/002 1 vial

EU/1/12/787/001 28 vials

**13. BATCH NUMBER**

Lot

**14. GENERAL CLASSIFICATION FOR SUPPLY****15. INSTRUCTIONS ON USE****16. INFORMATION IN BRAILLE**

Revestive 5 mg

**17. UNIQUE IDENTIFIER – 2D BARCODE**

2D barcode carrying the unique identifier included.

**18. UNIQUE IDENTIFIER - HUMAN READABLE DATA**

PC  
SN  
NN

**MINIMUM PARTICULARS TO APPEAR ON SMALL IMMEDIATE PACKAGING UNITS**

**VIAL LABEL**

**1. NAME OF THE MEDICINAL PRODUCT AND ROUTE OF ADMINISTRATION**

Revestive 1.25 mg powder for solution for injection  
teduglutide  
Subcutaneous use

**2. METHOD OF ADMINISTRATION**

**3. EXPIRY DATE**

EXP

**4. BATCH NUMBER**

Lot

**5. CONTENTS BY WEIGHT, BY VOLUME OR BY UNIT**

1.25 mg

**6. OTHER**

**MINIMUM PARTICULARS TO APPEAR ON SMALL IMMEDIATE PACKAGING UNITS**

**VIAL LABEL**

**1. NAME OF THE MEDICINAL PRODUCT AND ROUTE OF ADMINISTRATION**

Revestive 5 mg powder for solution for injection  
teduglutide  
Subcutaneous use

**2. METHOD OF ADMINISTRATION**

**3. EXPIRY DATE**

EXP

**4. BATCH NUMBER**

Lot

**5. CONTENTS BY WEIGHT, BY VOLUME OR BY UNIT**

5 mg

**6. OTHER**

**MINIMUM PARTICULARS TO APPEAR ON SMALL IMMEDIATE PACKAGING UNITS**

**SOLVENT PREFILLED SYRINGE LABEL**

**1. NAME OF THE MEDICINAL PRODUCT AND ROUTE OF ADMINISTRATION**

Solvent for Revestive

**2. METHOD OF ADMINISTRATION**

**3. EXPIRY DATE**

EXP

**4. BATCH NUMBER**

Lot

**5. CONTENTS BY WEIGHT, BY VOLUME OR BY UNIT**

0.5 ml

**6. OTHER**

For reconstitution

**B. PACKAGE LEAFLET**



## **Package leaflet: Information for the patient**

### **Revestive 1.25 mg powder and solvent for solution for injection**

teduglutide

For children and adolescents

▼ This medicine is subject to additional monitoring. This will allow quick identification of new safety information. You can help by reporting any side effects you may get. See the end of section 4 for how to report side effects.

**Read all of this leaflet carefully before you start using this medicine because it contains important information for you.**

- Keep this leaflet. You may need to read it again.
- If you have any further questions, ask your child's doctor, pharmacist or nurse.
- This medicine has been prescribed for your child only. Do not pass it on to others. It may harm them, even if their signs of illness are the same.
- If the child gets any side effects, talk to your child's doctor, pharmacist or nurse. This includes any possible side effects not listed in this leaflet. See section 4.

#### **What is in this leaflet**

1. What Revestive is and what it is used for
2. What you need to know before you use Revestive
3. How to use Revestive
4. Possible side effects
5. How to store Revestive
6. Contents of the pack and other information

#### **1. What Revestive is and what it is used for**

Revestive contains the active substance teduglutide. It improves the absorption of nutrients and fluid from your child's remaining gastrointestinal tract (gut).

Revestive is used to treat children and adolescents (aged 4 months and above) with Short Bowel Syndrome. Short Bowel Syndrome is a disorder arising from an inability to absorb food nutrients and fluid across the gut. It is often caused by surgical removal of all or part of the small intestine.

#### **2. What you need to know before you use Revestive**

##### **Do not use Revestive**

- if your child is allergic to teduglutide or any of the other ingredients of this medicine (listed in section 6) or trace residues of tetracycline.
- if your child has or is suspected to have cancer.
- if your child has had cancer in the gastrointestinal tract, including liver, gallbladder or bile ducts, and pancreas within the last five years.

## **Warnings and precautions**

Talk to your child's doctor before using Revestive:

- if your child has severely decreased liver function. The doctor will consider this when prescribing this medicine.
- if your child suffers from certain cardiovascular diseases (affecting the heart and/or blood vessels) such as high blood pressure (hypertension) or has a weak heart (cardiac insufficiency). The signs and symptoms include sudden weight gain, face swelling, swollen ankles and/or shortness of breath.
- if your child has other severe diseases that are not well controlled. The doctor will consider this when prescribing this medicine.
- if your child has decreased kidney function. The doctor may need to give your child a lower dose of this medicine.

When starting and while getting treated with Revestive, the doctor may adjust the amount of intravenous fluids or nutrition your child receives.

### Medical check-ups before and during treatment with Revestive

Before starting treatment with this medicine, your child will have a test done to see if there is blood in the stool. Your child will also have a colonoscopy done (a procedure to see inside their colon and rectum to check for the presence of polyps (small abnormal growths) and have them removed) if they have unexplained blood in their bowel movements (stools). If polyps are found before treatment with Revestive, the doctor will decide whether your child should use this medicine. Revestive should not be used if a cancer is detected during colonoscopy. The doctor will perform further colonoscopies if your child continues treatment with Revestive. The doctor will monitor your child's body fluids and electrolytes as an imbalance may cause fluid overload or dehydration.

The doctor will take special care and monitor your child's small bowel function and monitor for signs and symptoms indicating problems with the gallbladder, bile ducts and pancreas.

## **Children and adolescents**

### Children below 4 months of age

This medicine should not be used in children under 4 months of age. This is because there is limited experience with Revestive in this age group.

## **Other medicines and Revestive**

Tell the doctor, pharmacist or nurse if your child is using, has recently used or might use any other medicines.

Revestive may affect how other medicines are absorbed from the gut and therefore how well they work. The doctor may have to change your child's dose of other medicines.

## **Pregnancy and breast-feeding**

If your child is pregnant or breast-feeding, the use of Revestive is not recommended.

If your child is pregnant or breast-feeding, may be pregnant or is planning to have a baby, ask the doctor, pharmacist or nurse for advice before using this medicine.

## **Driving, cycling and using machines**

This medicine may cause your child to feel dizzy. If this happens to your child, they should not drive, ride a bicycle or use machines until they feel better.

### **Important information about some of the ingredients in Revestive**

This medicine contains less than 1 mmol sodium (23 mg) per dose. This means that it is essentially 'sodium-free'.

Caution is needed if your child is hypersensitive to tetracycline (see “**Do not use Revestive**” section).

### **3. How to use Revestive**

Always use this medicine exactly as the doctor has told you. Check with your child's doctor, pharmacist or nurse if you are not sure.

#### Dose

The recommended daily dose for your child is 0.05 mg per kg body weight. The dose will be given in millilitres (ml) of solution.

The doctor will choose the dose that is right for your child, depending on their body weight. The doctor will tell you which dose to inject. If you are not sure, ask the doctor, pharmacist or nurse.

#### How to use Revestive

Revestive is injected under the skin (subcutaneously) once daily. The injection can be self-administered or given by another person, for example your child's doctor, his/her assistant or your child's home nurse. If you, or the carer, are injecting the medicine, you or the carer must receive adequate training by the doctor or nurse. You will find detailed instructions for injections at the end of this leaflet.

It is strongly recommended that every time your child receives a dose of Revestive, the name and lot number of the product are recorded in order to maintain a record of the lots used.

#### **If you use more Revestive than you should**

If you inject more Revestive than you are told to by your child's doctor, you should contact the doctor, pharmacist or nurse.

#### **If you forget to use Revestive**

If you forget to inject this medicine (or cannot inject it at the usual time), use it as soon as possible on that day. Never use more than one injection in the same day. Do not inject a double dose to make up for a forgotten dose.

#### **If you stop using Revestive**

Keep using this medicine for as long as your child's doctor prescribes it for them. Do not stop using this medicine without consulting the doctor, as a sudden stop can cause changes in your child's fluid balance.

If you have any further questions on the use of this medicine, ask your child's doctor, pharmacist or nurse.

### **4. Possible side effects**

Like all medicines, this medicine can cause side effects, although not everybody gets them.

**Seek immediate medical attention if any of the following side effects occur:**

**Common** (may affect up to 1 in 10 people):

- Congestive heart failure. Contact the doctor if your child experiences tiredness, shortness of breath or swelling of ankles or legs or face swelling.
- Inflammation of the pancreas (pancreatitis). Contact the doctor or the emergency unit if your child experiences severe stomach ache and fever.
- Intestinal obstruction (blockage of the bowel). Contact the doctor or the emergency unit if your child experiences severe stomach ache, vomiting and constipation.
- Reduced flow of bile from the gallbladder and/or inflammation of the gallbladder. Contact the doctor or the emergency unit if your child experiences yellowing of the skin and the whites in the eyes, itching, dark urine and light-coloured stools or pain in the upper right side or middle of the stomach area.

**Uncommon** (may affect up to 1 in 100 people):

- Fainting. If heart rate and breathing is normal and your child awakens fast, speak to the doctor. In other cases, seek help as soon as possible.

**Other side effects include:**

**Very common** (may affect more than 1 in 10 people):

- Respiratory tract infection (any infection of the sinuses, throat, airways or lungs)
- Headache
- Stomach pain, bloated stomach, feeling sick (nausea), swelling of stoma (an artificial opening for waste removal), vomiting
- Reddening, pain or swelling at the site of the injection

**Common** (may affect up to 1 in 10 people):

- Flu (influenza) or flu-like symptoms
- Decreased appetite
- Swelling of hands and/or feet
- Problems sleeping, anxiety
- Cough, shortness of breath
- Polyps (small abnormal growths) in your child's large bowel
- Passing gas (flatulence)
- Narrowing or blockage of your child's pancreatic duct, which may cause inflammation of the pancreas
- Inflammation of the gallbladder

**Uncommon** (may affect up to 1 in 100 people):

- Polyps (small abnormal growths) in your child's small bowel

**Not known** (frequency cannot be estimated from the available data):

- Allergic reaction (hypersensitivity)
- Fluid retention
- Polyps (small abnormal growths) in your child's stomach

**Use in children and adolescents**

In general, the side effects in children and adolescents are similar to those seen in adults.

There is limited experience in children under 4 months of age.

**Reporting of side effects**

If your child gets any side effects, talk to your child's doctor or pharmacist. This includes any possible side effects not listed in this leaflet. You can also report side effects directly via [the national reporting](#)

system listed in [Appendix V](#). By reporting side effects you can help provide more information on the safety of this medicine.

## **5. How to store Revestive**

Keep this medicine out of the sight and reach of children.

Do not use this medicine after the expiry date which is stated on the carton, the vial and the pre-filled syringe after EXP. The expiry date refers to the last day of that month.

Store in a refrigerator (2 °C – 8 °C). Do not freeze.

After reconstitution, from a microbiological point of view, the solution should be used immediately. However, chemical and physical stability has been demonstrated for 24 hours at 25 °C.

Do not use this medicine if you notice that the solution is cloudy or contains particulate matter.

Do not throw away any medicines via wastewater or household waste. Ask your pharmacist how to throw away medicines you no longer use. These measures will help protect the environment. Dispose of all needles and syringes in a sharps disposal container.

## **6. Contents of the pack and other information**

### **What Revestive contains**

- The active substance is teduglutide. One vial of powder contains 1.25 mg of teduglutide. After reconstitution, each vial contains 1.25 mg teduglutide in 0.5 ml of solution, corresponding to a concentration of 2.5 mg/ml.
- The other ingredients are L-histidine, mannitol, sodium phosphate monohydrate, disodium phosphate heptahydrate.
- The solvent contains water for injections.

### **What Revestive looks like and contents of the pack**

Revestive is a powder and solvent for solution for injection (1.25 mg teduglutide in vial, 0.5 ml solvent in pre-filled syringe).

The powder is white and the solvent is clear and colourless.

Revestive comes in pack sizes of 28 vials of powder with 28 pre-filled syringes.

### **Marketing Authorisation Holder and Manufacturer**

#### **Marketing Authorisation Holder**

Takeda Pharmaceuticals International AG Ireland Branch  
Block 2 Miesian Plaza  
50 – 58 Baggot Street Lower  
Dublin 2, D02 HW68  
Ireland

#### **Manufacturer**

Takeda Pharmaceuticals International AG Ireland Branch  
Block 2 Miesian Plaza

50 – 58 Baggot Street Lower  
Dublin 2, D02 HW68  
Ireland

Shire Pharmaceuticals Ireland Limited  
Block 2 & 3 Miesian Plaza  
50 – 58 Baggot Street Lower  
Dublin 2  
Ireland

For any information about this medicine, please contact the local representative of the Marketing Authorisation Holder:

**België/Belgique/Belgien**

Takeda Belgium NV  
Tél/Tel: +32 2 464 06 11  
medinfoEMEA@takeda.com

**България**

Такеда България ЕООД  
Тел.: +359 2 958 27 36  
medinfoEMEA@takeda.com

**Česká republika**

Takeda Pharmaceuticals Czech Republic s.r.o.  
Tel: +420 234 722 722  
medinfoEMEA@takeda.com

**Danmark**

Takeda Pharma A/S  
Tlf.: +45 46 77 10 10  
medinfoEMEA@takeda.com

**Deutschland**

Takeda GmbH  
Tel: +49 (0)800 825 3325  
medinfoEMEA@takeda.com

**Eesti**

Takeda Pharma OÜ  
Tel: +372 6177 669  
medinfoEMEA@takeda.com

**Ελλάδα**

Takeda Ελλάς Α.Ε.  
Τηλ: +30 210 6387800  
medinfoEMEA@takeda.com

**España**

Takeda Farmacéutica España, S.A.  
Tel: +34 917 90 42 22  
medinfoEMEA@takeda.com

**France**

Takeda France SAS  
Tél: + 33 1 40 67 33 00  
medinfoEMEA@takeda.com

**Lietuva**

Takeda, UAB  
Tel: +370 521 09 070  
medinfoEMEA@takeda.com

**Luxembourg/Luxemburg**

Takeda Belgium NV  
Tél/Tel: +32 2 464 06 11  
medinfoEMEA@takeda.com

**Magyarország**

Takeda Pharma Kft.  
Tel.: +36 1 270 7030  
medinfoEMEA@takeda.com

**Malta**

Drugsales Ltd  
Tel: +356 21419070  
safety@drugsalesltd.com

**Nederland**

Takeda Nederland B.V.  
Tel: +31 20 203 5492  
medinfoEMEA@takeda.com

**Norge**

Takeda AS  
Tlf: +47 800 800 30  
medinfoEMEA@takeda.com

**Österreich**

Takeda Pharma Ges.m.b.H.  
Tel: +43 (0) 800-20 80 50  
medinfoEMEA@takeda.com

**Polska**

Takeda Pharma Sp. z o.o.  
Tel.: +48223062447  
medinfoEMEA@takeda.com

**Portugal**

Takeda Farmacêuticos Portugal, Lda.  
Tel: + 351 21 120 1457  
medinfoEMEA@takeda.com

**Hrvatska**

Takeda Pharmaceuticals Croatia d.o.o.  
Tel: +385 1 377 88 96  
medinfoEMEA@takeda.com

**Ireland**

Takeda Products Ireland Ltd  
Tel: 1800 937 970  
medinfoEMEA@takeda.com

**Ísland**

Vistor ehf.  
Sími: +354 535 7000  
medinfoEMEA@takeda.com

**Italia**

Takeda Italia S.p.A.  
Tel: +39 06 502601  
medinfoEMEA@takeda.com

**Κύπρος**

A.POTAMITIS MEDICARE LTD  
Τηλ: +357 22583333  
a.potamitismedicare@cytanet.com.cy

**Latvija**

Takeda Latvia SIA  
Tel: +371 67840082  
medinfoEMEA@takeda.com

**România**

Takeda Pharmaceuticals SRL  
Tel: +40 21 335 03 91  
medinfoEMEA@takeda.com

**Slovenija**

Takeda Pharmaceuticals farmacevtska družba d.o.o.  
Tel: + 386 (0) 59 082 480  
medinfoEMEA@takeda.com

**Slovenská republika**

Takeda Pharmaceuticals Slovakia s.r.o.  
Tel: +421 (2) 20 602 600  
medinfoEMEA@takeda.com

**Suomi/Finland**

Takeda Oy  
Puh/Tel: 0800 774 051  
medinfoEMEA@takeda.com

**Sverige**

Takeda Pharma AB  
Tel: 020 795 079  
medinfoEMEA@takeda.com

**This leaflet was last revised in**

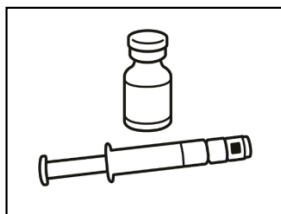
Detailed information on this medicine is available on the European Medicines Agency web site:

<https://www.ema.europa.eu>.

## Instructions for preparing and injecting Revestive

### **Important information:**

- Read the Package Leaflet before using Revestive.
- Revestive is for injection under the skin (subcutaneous injection).
- Do not inject Revestive into a vein (intravenously) or muscle (intramuscularly).
- Keep Revestive out of the sight and reach of children.
- Do not use Revestive after the expiry date which is stated on the carton, the vial and the pre-filled syringe. The expiry date refers to the last day of that month.
- Store in a refrigerator (2 °C – 8 °C).
- Do not freeze.
- After reconstitution, from a microbiological point of view, the solution should be used immediately. However, chemical and physical stability has been demonstrated for 24 hours at 25 °C.
- Do not use Revestive if you notice that the solution is cloudy or contains particulate matter.
- Do not throw away any medicines via wastewater or household waste. Ask your pharmacist how to throw away medicines you no longer use. These measures will help protect the environment.
- Dispose of all needles and syringes in a sharps disposal container.



### Materials provided in the pack:

- 28 vials with 1.25 mg teduglutide as a powder
- 28 pre-filled syringes with solvent

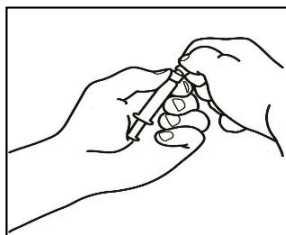
### Materials needed but not included in the pack:

- Reconstitution needles (size 22G, length 1½" (0.7 x 40 mm))
- 0.5 or 1 ml injection syringes (with scale intervals of 0.02 ml or smaller). ***For children, a 0.5 ml (or smaller) injection syringe may be used***
- Thin injection needles for subcutaneous injection (e.g., size 26G, length 5/8" (0.45 x 16 mm), or smaller needles for children, as appropriate)
- Alcohol wipes
- Alcohol swabs
- A puncture-proof container for safe disposal of the used syringes and needles

**NOTE:** Before you start, make sure you have a clean work surface and that you have washed your hands before proceeding.

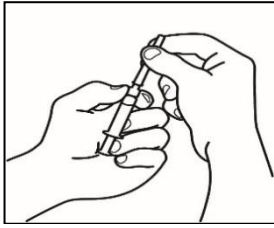
### **1. Assemble the pre-filled syringe**

Once you have all the materials ready, you need to assemble the pre-filled syringe. The following procedure shows how you do this.



- 1.1 Take the pre-filled syringe with solvent and flip off the top part of the white plastic cap so that it is ready for the reconstitution needle to be attached.

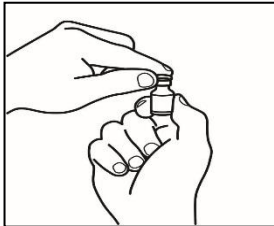




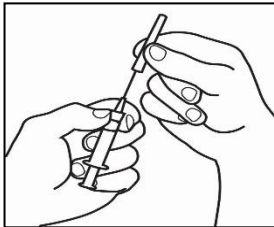
- 1.2 Attach the reconstitution needle (22G, 1½" (0.7 x 40 mm)) to the assembled pre-filled syringe by screwing it on in a clockwise direction.

## 2. Dissolve the powder

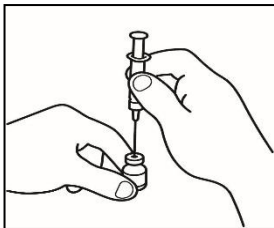
Now you are ready to dissolve the powder with the solvent.



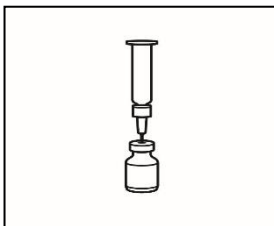
- 2.1 Remove the blue flip-off button from the powder vial, wipe the top with an alcohol wipe and allow to dry. Do not touch the top of the vial.



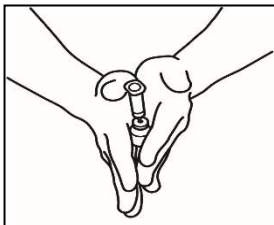
- 2.2 Uncap the reconstitution needle on the assembled pre-filled syringe with solvent without touching the tip of the needle.



- 2.3 Taking the powder vial, insert the reconstitution needle attached to the assembled pre-filled syringe into the centre of the rubber stopper and gently push the plunger all the way down to inject all the solvent into the vial.

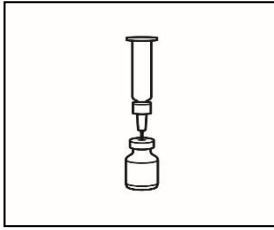


- 2.4 Leave the reconstitution needle and empty syringe in the vial. Let the vial rest for approximately 30 seconds.



- 2.5 Gently roll the vial between your palms for about 15 seconds. Then gently turn the vial upside-down once with the reconstitution needle and empty syringe still in the vial.

**NOTE:** Do not shake the vial. Shaking the vial may produce foam, which makes it difficult to extract the solution from the vial.



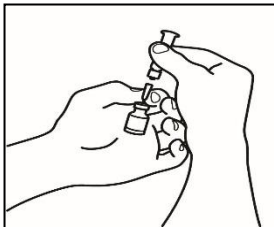
2.6 Let the vial rest for about two minutes.

2.7 Observe the vial for any undissolved powder. If any powder remains, repeat steps 2.5 and 2.6. Do not shake the vial. If there is still some undissolved powder, discard the vial and start the preparation again from the beginning with a new vial.

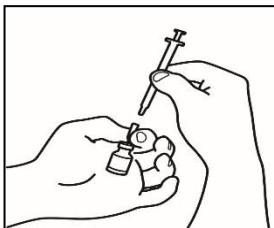
**NOTE:** The final solution should be clear. If the solution is cloudy or contains particulate matter, do not inject it.

**NOTE:** Once prepared, the solution should be used immediately. It should be kept below 25 °C and maximum storage time is twenty-four hours.

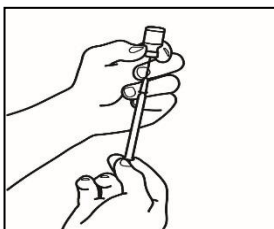
### 3. Prepare the injection syringe



3.1 Remove the reconstitution syringe from the reconstitution needle which is still in the vial and discard the reconstitution syringe.

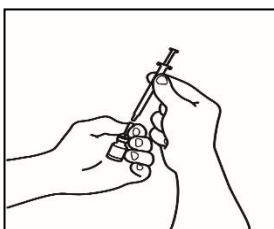


3.2 Take the injection syringe and attach it to the reconstitution needle which is still in the vial.

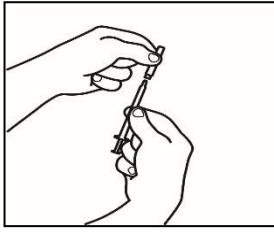


3.3 Turn the vial upside down, slide the tip of the reconstitution needle close to the stopper and allow all the medicine to fill the syringe by pulling the plunger back gently.

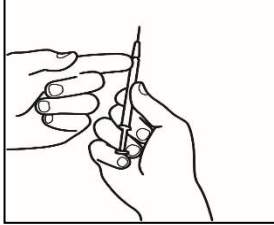
**NOTE:** If your child's doctor has told you that you need two vials, prepare a second pre-filled syringe with solvent and a second powder vial as shown in the main steps 1 and 2. Withdraw the solution from the second vial into the same injection syringe by repeating step 3.



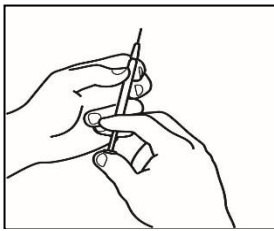
3.4 Remove the injection syringe from reconstitution needle leaving the needle in the vial. Discard the vial and reconstitution needle together into the sharps disposal container.



3.5 Take the injection needle, but do not remove the plastic needle cap. Attach the needle to the injection syringe containing the medicine.

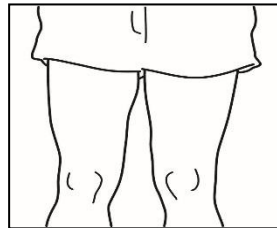
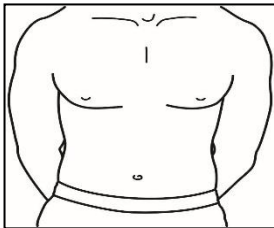


3.6 Check for air bubbles. If air bubbles are present, gently tap the syringe until they rise to the top. Then gently push up the plunger to expel the air.



3.7 Your child's dose in ml has been calculated by the doctor. Expel any excessive volume from the syringe with the needle cap still on until your dose is reached.

#### 4. Inject the solution

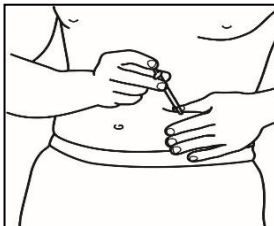


4.1 Find an area on your child's belly, or if they have pain or hardening of the tissue on their belly, on your child's thigh where it is easy for you to give the injection (see the diagram).

**NOTE:** Do not use the same area each day for each injection - rotate sites (use upper, lower, and left and right side of your child's belly) to avoid discomfort. Avoid areas that are inflamed, swollen, scarred or covered by a mole, birthmark or other lesion.



4.2 Clean the intended site of injection on your child's skin with an alcohol swab, using a circular motion, working outwards. Allow the area to air-dry.



4.3 Remove the plastic cap from the needle of the prepared injection syringe. Gently grasp the cleaned skin at the injection site with one hand. With the other hand, hold the syringe as you would with a pencil. Bend your wrist back and quickly insert the needle at a 45° angle.

4.4 Pull back the plunger slightly. If you see any blood in the syringe, withdraw the needle and replace the needle on the injection syringe with a clean one of the same size. You can still use the medicine that is already in the syringe. Try to inject in another place in the cleaned skin area.

- 4.5 Inject the medicine slowly by pushing steadily on the plunger until all the medicine is injected and the syringe is empty.
- 4.6 Pull the needle straight out of the skin and discard the needle and syringe together into the sharps disposal container. A small amount of bleeding may occur. If necessary, press gently on the injection site with an alcohol swab or 2x2 gauze until any bleeding has stopped.
- 4.7 Dispose all needles and syringes in a sharps disposal container or hard-walled container (for example, a detergent bottle with a lid). This container must be puncture proof (top and sides). If you need a sharps disposal container, please contact your child's doctor.

## Package leaflet: Information for the patient

### Revestive 5 mg powder and solvent for solution for injection teduglutide

▼ This medicine is subject to additional monitoring. This will allow quick identification of new safety information. You can help by reporting any side effects you may get. See the end of section 4 for how to report side effects.

**Read all of this leaflet carefully before you start using this medicine because it contains important information for you.**

- Keep this leaflet. You may need to read it again.
- If you have any further questions, ask your doctor, pharmacist or nurse.
- This medicine has been prescribed for you only. Do not pass it on to others. It may harm them, even if their signs of illness are the same as yours.
- If you get any side effects, talk to your doctor, pharmacist or nurse. This includes any possible side effects not listed in this leaflet. See section 4.

#### What is in this leaflet

1. What Revestive is and what it is used for
2. What you need to know before you use Revestive
3. How to use Revestive
4. Possible side effects
5. How to store Revestive
6. Contents of the pack and other information

#### 1. What Revestive is and what it is used for

Revestive contains the active substance teduglutide. It improves the absorption of nutrients and fluid from your remaining gastrointestinal tract (gut).

Revestive is used to treat adults, children and adolescents (aged 4 months and above) with Short Bowel Syndrome. Short Bowel Syndrome is a disorder arising from an inability to absorb food nutrients and fluid across the gut. It is often caused by surgical removal of all or part of the small intestine.

#### 2. What you need to know before you use Revestive

##### Do not use Revestive

- if you are allergic to teduglutide or any of the other ingredients of this medicine (listed in section 6) or trace residues of tetracycline.
- if you have or are suspected to have cancer.
- if you have had cancer in the gastrointestinal tract, including liver, gallbladder or bile ducts, and pancreas within the last five years.

#### Warnings and precautions

Talk to your doctor before using Revestive:

- if you have severely decreased liver function. Your doctor will consider this when prescribing this medicine.
- if you suffer from certain cardiovascular diseases (affecting the heart and/or blood vessels) such as high blood pressure (hypertension) or have a weak heart (cardiac insufficiency). The signs

and symptoms include sudden weight gain, face swelling, swollen ankles and/or shortness of breath.

- if you have other severe diseases that are not well controlled. Your doctor will consider this when prescribing this medicine.
- if you have decreased kidney function. Your doctor may need to give you a lower dose of this medicine.

When starting and while getting treated with Revestive, your doctor may adjust the amount of intravenous fluids or nutrition you receive.

#### Medical check-ups before and during treatment with Revestive

Before you start treatment with this medicine, your doctor will need to perform a colonoscopy (a procedure to see inside your colon and rectum) to check for the presence of polyps (small abnormal growths) and remove them. It is recommended that your doctor performs these examinations once a year during the first 2 years after starting treatment, and then at a minimum of five-year intervals. If polyps are found either before or during your treatment with Revestive, your doctor will decide whether you should continue using this medicine. Revestive should not be used if a cancer is detected during your colonoscopy. The doctor will monitor your body fluids and electrolytes as an imbalance may cause fluid overload or dehydration.

Your doctor will take special care and monitor your small bowel function and monitor for signs and symptoms indicating problems with your gallbladder, bile ducts and pancreas.

#### **Children and adolescents**

##### Medical check-ups before and during treatment with Revestive

Before you start treatment with this medicine, you will need to have a test done to see if there is blood in the stool. You will also have a colonoscopy done (a procedure to see inside your colon and rectum to check for the presence of polyps (small abnormal growths) and have them removed) if you have unexplained blood in your bowel movements (stools). If polyps are found before your treatment with Revestive, your doctor will decide whether you should use this medicine. Revestive should not be used if a cancer is detected during your colonoscopy. Your doctor will perform further colonoscopies if you continue treatment with Revestive. The doctor will monitor your child's body fluids and electrolytes as an imbalance may cause fluid overload or dehydration

##### Children below 4 months of age

This medicine should not be used in children under 4 months of age. This is because there is limited experience with Revestive in this age group.

#### **Other medicines and Revestive**

Tell your doctor, pharmacist or nurse if you are using, have recently used or might use any other medicines.

Revestive may affect how other medicines are absorbed from the gut and therefore how well they work. Your doctor may have to change your dose of other medicines.

#### **Pregnancy and breast-feeding**

If you are pregnant or breast-feeding, the use of Revestive is not recommended.

If you are pregnant or breast-feeding, think you may be pregnant or are planning to have a baby, ask your doctor, pharmacist or nurse for advice before using this medicine.

#### **Driving and using machines**

This medicine may cause you to feel dizzy. If this happens to you, do not drive or use machines until you feel better.

### **Important information about some of the ingredients in Revestive**

This medicine contains less than 1 mmol sodium (23 mg) per dose. This means that it is essentially 'sodium-free'.

Caution is needed if you are hypersensitive to tetracycline (see “**Do not use Revestive**” section).

### **3. How to use Revestive**

Always use this medicine exactly as your doctor has told you. Check with your doctor, pharmacist or nurse if you are not sure.

#### Dose

The recommended daily dose is 0.05 mg per kg body weight. The dose will be given in millilitres (ml) of solution.

Your doctor will choose the dose that is right for you depending on your body weight. Your doctor will tell you which dose to inject. If you are not sure, ask your doctor, pharmacist or nurse.

#### Use in children and adolescents

Revestive can be used in children and adolescents (aged 4 months and above). Use this medicine exactly as your doctor has told you.

#### How to use Revestive

Revestive is injected under the skin (subcutaneously) once daily. The injection can be self-administered or given by another person, for example your doctor, his/her assistant or your home nurse. If you, or your carer, are injecting the medicine, you or your carer must receive adequate training by your doctor or nurse. You will find detailed instructions for injections at the end of this leaflet.

It is strongly recommended that every time you or your child receive a dose of Revestive, the name and lot number of the product are recorded in order to maintain a record of the lots used.

#### **If you use more Revestive than you should**

If you inject more Revestive than you are told to by your doctor, you should contact your doctor, pharmacist or nurse.

#### **If you forget to use Revestive**

If you forget to inject this medicine (or cannot inject it at your usual time), use it as soon as possible on that day. Never use more than one injection in the same day. Do not inject a double dose to make up for a forgotten dose.

#### **If you stop using Revestive**

Keep using this medicine for as long as your doctor prescribes it for you. Do not stop using this medicine without consulting your doctor, as a sudden stop can cause changes in your fluid balance.

If you have any further questions on the use of this medicine, ask your doctor, pharmacist or nurse.

### **4. Possible side effects**

Like all medicines, this medicine can cause side effects, although not everybody gets them.

**Seek immediate medical attention if any of the following side effects occur:**

**Common** (may affect up to 1 in 10 people):

- Congestive heart failure. Contact your doctor if you experience tiredness, shortness of breath or swelling of ankles or legs or face swelling.
- Inflammation of the pancreas (pancreatitis). Contact your doctor or the emergency unit if you experience severe stomach ache and fever.
- Intestinal obstruction (blockage of the bowel). Contact your doctor or the emergency unit if you experience severe stomach ache, vomiting and constipation.
- Reduced flow of bile from the gallbladder and/or inflammation of the gallbladder. Contact your doctor or the emergency unit if you experience yellowing of the skin and the whites in the eyes, itching, dark urine and light-coloured stools or pain in the upper right side or middle of the stomach area.

**Uncommon** (may affect up to 1 in 100 people):

- Fainting. If heart rate and breathing is normal and you awaken fast, speak to your doctor. In other cases, seek help as soon as possible.

**Other side effects include:**

**Very common** (may affect more than 1 in 10 people):

- Respiratory tract infection (any infection of the sinuses, throat, airways or lungs)
- Headache
- Stomach pain, bloated stomach, feeling sick (nausea), swelling of stoma (an artificial opening for waste removal), vomiting
- Reddening, pain or swelling at the site of the injection

**Common** (may affect up to 1 in 10 people):

- Flu (influenza) or flu-like symptoms
- Decreased appetite
- Swelling of hands and/or feet
- Problems sleeping, anxiety
- Cough, shortness of breath
- Polyps (small abnormal growths) in your large bowel
- Passing gas (flatulence)
- Narrowing or blockage of your pancreatic duct, which may cause inflammation of the pancreas
- Inflammation of the gallbladder

**Uncommon** (may affect up to 1 in 100 people):

- Polyps (small abnormal growths) in your small bowel

**Not known** (frequency cannot be estimated from the available data):

- Allergic reaction (hypersensitivity)
- Fluid retention
- Polyps (small abnormal growths) in your stomach

**Use in children and adolescents**

In general, the side effects in children and adolescents are similar to those seen in adults.

There is limited experience in children under 4 months of age.

**Reporting of side effects**

If you get any side effects, talk to your doctor or pharmacist. This includes any possible side effects not listed in this leaflet. You can also report side effects directly via the national reporting system



listed in [Appendix V](#). By reporting side effects you can help provide more information on the safety of this medicine.

## **5. How to store Revestive**

Keep this medicine out of the sight and reach of children.

Do not use this medicine after the expiry date which is stated on the carton, the vial and the pre-filled syringe after EXP. The expiry date refers to the last day of that month.

Store below 25 °C.

Do not freeze.

After reconstitution, from a microbiological point of view, the solution should be used immediately. However, chemical and physical stability has been demonstrated for 3 hours at 25 °C.

Do not use this medicine if you notice that the solution is cloudy or contains particulate matter.

Do not throw away any medicines via wastewater or household waste. Ask your pharmacist how to throw away medicines you no longer use. These measures will help protect the environment. Dispose of all needles and syringes in a sharps disposal container.

## **6. Contents of the pack and other information**

### **What Revestive contains**

- The active substance is teduglutide. One vial of powder contains 5 mg of teduglutide. After reconstitution, each vial contains 5 mg teduglutide in 0.5 ml of solution, corresponding to a concentration of 10 mg/ml.
- The other ingredients are L-histidine, mannitol, sodium phosphate monohydrate, disodium phosphate heptahydrate, sodium hydroxide (pH adjustment), hydrochloric acid (pH adjustment).
- The solvent contains water for injections.

### **What Revestive looks like and contents of the pack**

Revestive is a powder and solvent for solution for injection (5 mg teduglutide in vial, 0.5 ml solvent in pre-filled syringe).

The powder is white and the solvent is clear and colourless.

Revestive comes in pack sizes of 1 vial of powder with 1 pre-filled syringe or 28 vials of powder with 28 pre-filled syringes.

Not all pack sizes may be available.

### **Marketing Authorisation Holder and Manufacturer**

#### **Marketing Authorisation Holder**

Takeda Pharmaceuticals International AG Ireland Branch  
Block 2 Miesian Plaza  
50 – 58 Baggot Street Lower  
Dublin 2, D02 HW68  
Ireland

## Manufacturer

Takeda Pharmaceuticals International AG Ireland Branch  
Block 2 Miesian Plaza  
50 – 58 Baggot Street Lower  
Dublin 2, D02 HW68  
Ireland

Shire Pharmaceuticals Ireland Limited  
Block 2 & 3 Miesian Plaza  
50 – 58 Baggot Street Lower  
Dublin 2  
Ireland

For any information about this medicine, please contact the local representative of the Marketing Authorisation Holder:

### **België/Belgique/Belgien**

Takeda Belgium NV  
Tél/Tel: +32 2 464 06 11  
medinfoEMEA@takeda.com

### **Lietuva**

Takeda, UAB  
Tel: +370 521 09 070  
medinfoEMEA@takeda.com

### **България**

Такеда България ЕООД  
Тел.: +359 2 958 27 36  
medinfoEMEA@takeda.com

### **Luxembourg/Luxemburg**

Takeda Belgium NV  
Tél/Tel: +32 2 464 06 11  
medinfoEMEA@takeda.com

### **Česká republika**

Takeda Pharmaceuticals Czech Republic s.r.o.  
Tel: +420 234 722 722  
medinfoEMEA@takeda.com

### **Magyarország**

Takeda Pharma Kft.  
Tel.: +36 1 270 7030  
medinfoEMEA@takeda.com

### **Danmark**

Takeda Pharma A/S  
Tlf.: +45 46 77 10 10  
medinfoEMEA@takeda.com

### **Malta**

Drugsales Ltd  
Tel: +356 21419070  
safety@drugsalesltd.com

### **Deutschland**

Takeda GmbH  
Tel: +49 (0)800 825 3325  
medinfoEMEA@takeda.com

### **Nederland**

Takeda Nederland B.V.  
Tel: +31 20 203 5492  
medinfoEMEA@takeda.com

### **Eesti**

Takeda Pharma OÜ  
Tel: +372 6177 669  
medinfoEMEA@takeda.com

### **Norge**

Takeda AS  
Tlf: +47 800 800 30  
medinfoEMEA@takeda.com

### **Ελλάδα**

Takeda Ελλάς Α.Ε.  
Τηλ: +30 210 6387800  
medinfoEMEA@takeda.com

### **Österreich**

Takeda Pharma Ges.m.b.H.  
Tel: +43 (0) 800-20 80 50  
medinfoEMEA@takeda.com

### **España**

Takeda Farmacéutica España, S.A.  
Tel: +34 917 90 42 22  
medinfoEMEA@takeda.com

### **Polska**

Takeda Pharma Sp. z o.o.  
Tel.: +48223062447  
medinfoEMEA@takeda.com

**France**

Takeda France SAS  
Tél: + 33 1 40 67 33 00  
medinfoEMEA@takeda.com

**Hrvatska**

Takeda Pharmaceuticals Croatia d.o.o.  
Tel: +385 1 377 88 96  
medinfoEMEA@takeda.com

**Ireland**

Takeda Products Ireland Ltd  
Tel: 1800 937 970  
medinfoEMEA@takeda.com

**Ísland**

Vistor ehf.  
Sími: +354 535 7000  
medinfoEMEA@takeda.com

**Italia**

Takeda Italia S.p.A.  
Tel: +39 06 502601  
medinfoEMEA@takeda.com

**Κύπρος**

A.POTAMITIS MEDICARE LTD  
Τηλ: +357 22583333  
a.potamitismedicare@cytanet.com.cy

**Latvija**

Takeda Latvia SIA  
Tel: +371 67840082  
medinfoEMEA@takeda.com

**Portugal**

Takeda Farmacêuticos Portugal, Lda.  
Tel: + 351 21 120 1457  
medinfoEMEA@takeda.com

**România**

Takeda Pharmaceuticals SRL  
Tel: +40 21 335 03 91  
medinfoEMEA@takeda.com

**Slovenija**

Takeda Pharmaceuticals farmacevtska družba d.o.o.  
Tel: + 386 (0) 59 082 480  
medinfoEMEA@takeda.com

**Slovenská republika**

Takeda Pharmaceuticals Slovakia s.r.o.  
Tel: +421 (2) 20 602 600  
medinfoEMEA@takeda.com

**Suomi/Finland**

Takeda Oy  
Puh/Tel: 0800 774 051  
medinfoEMEA@takeda.com

**Sverige**

Takeda Pharma AB  
Tel: 020 795 079  
medinfoEMEA@takeda.com

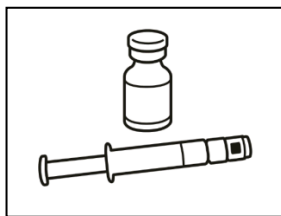
**This leaflet was last revised in**

Detailed information on this medicine is available on the European Medicines Agency web site:  
<https://www.ema.europa.eu>.

## Instructions for preparing and injecting Revestive

### **Important information:**

- Read the Package Leaflet before using Revestive.
- Revestive is for injection under the skin (subcutaneous injection).
- Do not inject Revestive into a vein (intravenously) or muscle (intramuscularly).
- Keep Revestive out of the sight and reach of children.
- Do not use Revestive after the expiry date which is stated on the carton, the vial and the pre-filled syringe. The expiry date refers to the last day of that month.
- Store below 25 °C.
- Do not freeze.
- After reconstitution, from a microbiological point of view, the solution should be used immediately. However, chemical and physical stability has been demonstrated for 3 hours at 25 °C.
- Do not use Revestive if you notice that the solution is cloudy or contains particulate matter.
- Do not throw away any medicines via wastewater or household waste. Ask your pharmacist how to throw away medicines you no longer use. These measures will help protect the environment.
- Dispose of all needles and syringes in a sharps disposal container.



### Materials provided in the pack:

- 1 or 28 vials with 5 mg teduglutide as a powder
- 1 or 28 pre-filled syringes with solvent

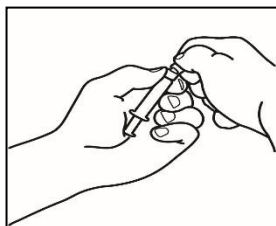
### Materials needed but not included in the pack:

- Reconstitution needles (size 22G, length 1½" (0.7 x 40 mm))
- 0.5 or 1 ml injection syringes (with scale intervals of 0.02 ml or smaller). ***For children, a 0.5 ml (or smaller) injection syringe may be used***
- Thin injection needles for subcutaneous injection (e.g., size 26G, length 5/8" (0.45 x 16 mm), or smaller needles for children, as appropriate)
- Alcohol wipes
- Alcohol swabs
- A puncture-proof container for safe disposal of the used syringes and needles

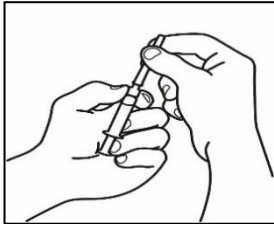
**NOTE:** Before you start, make sure you have a clean work surface and that you have washed your hands before proceeding.

### **1. Assemble the pre-filled syringe**

Once you have all the materials ready, you need to assemble the pre-filled syringe. The following procedure shows how you do this.



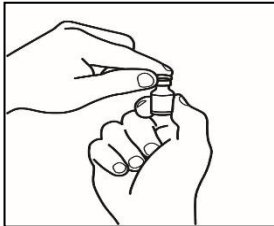
- 1.1 Take the pre-filled syringe with the solvent and flip off the top part of the white plastic cap on the pre-filled syringe so that it is ready for the reconstitution needle to be attached.



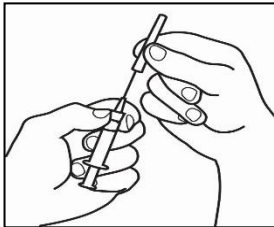
- 1.2 Attach the reconstitution needle (22G, 1½" (0.7 x 40 mm)) to the assembled pre-filled syringe by screwing it on in a clockwise direction.

## 2. Dissolve the powder

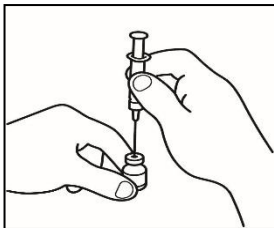
Now you are ready to dissolve the powder with the solvent.



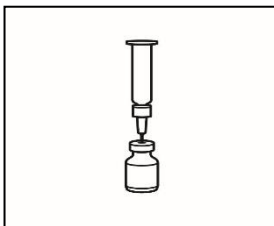
- 2.1 Remove the green flip-off button from the powder vial, wipe the top with an alcohol wipe and allow to dry. Do not touch the top of the vial.



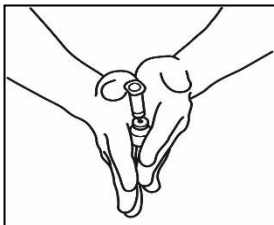
- 2.2 Uncap the reconstitution needle on the assembled pre-filled syringe with solvent without touching the tip of the needle.



- 2.3 Taking the powder vial, insert the reconstitution needle attached to the assembled pre-filled syringe into the centre of the rubber stopper and gently push the plunger all the way down to inject all the solvent into the vial.

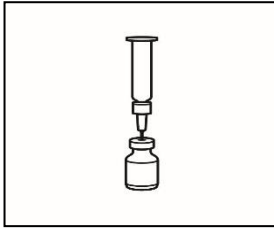


- 2.4 Leave the reconstitution needle and empty syringe in the vial. Let the vial rest for approximately 30 seconds.



- 2.5 Gently roll the vial between your palms for about 15 seconds. Then gently turn the vial upside-down once with the reconstitution needle and empty syringe still in the vial.

**NOTE:** Do not shake the vial. Shaking the vial may produce foam, which makes it difficult to extract the solution from the vial.



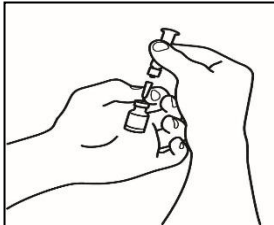
2.6 Let the vial rest for about two minutes.

2.7 Observe the vial for any undissolved powder. If any powder remains, repeat steps 2.5 and 2.6. Do not shake the vial. If there is still some undissolved powder, discard the vial and start the preparation again from the beginning with a new vial.

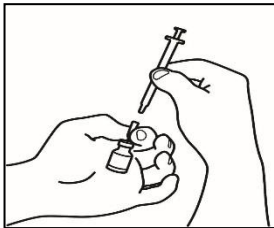
**NOTE:** The final solution should be clear. If the solution is cloudy or contains particulate matter, do not inject it.

**NOTE:** Once prepared, the solution should be used immediately. It should be kept below 25 °C and maximum storage time is three hours.

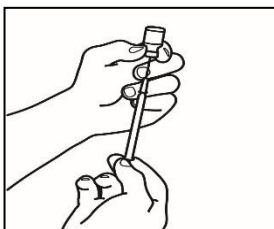
### 3. Prepare the injection syringe



3.1 Remove the reconstitution syringe from the reconstitution needle which is still in the vial and discard the reconstitution syringe.

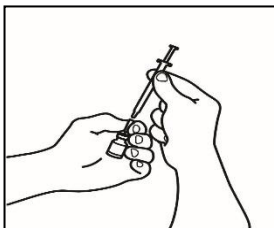


3.2 Take the injection syringe and attach it to the reconstitution needle which is still in the vial.

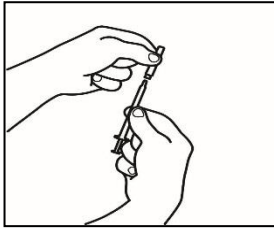


3.3 Turn the vial upside down, slide the tip of the reconstitution needle close to the stopper and allow all the medicine to fill the syringe by pulling the plunger back gently.

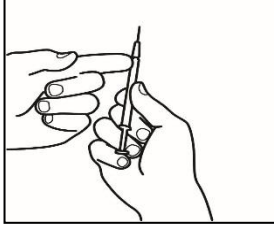
**NOTE:** If your doctor has told you that you need two vials, prepare a second pre-filled syringe with solvent and a second powder vial as shown in the main steps 1 and 2. Withdraw the solution from the second vial into the same injection syringe by repeating step 3.



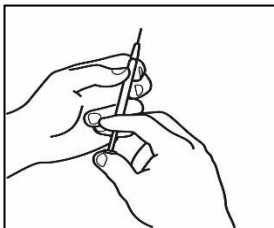
3.4 Remove the injection syringe from reconstitution needle leaving the needle in the vial. Discard the vial and reconstitution needle together into the sharps disposal container.



3.5 Take the injection needle, but do not remove the plastic needle cap. Attach the needle to the injection syringe containing the medicine.

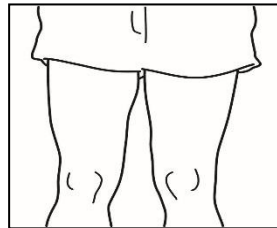
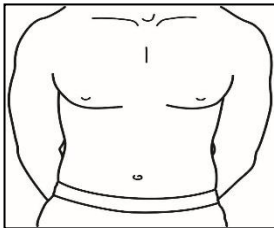


3.6 Check for air bubbles. If air bubbles are present, gently tap the syringe until they rise to the top. Then gently push up the plunger to expel the air.



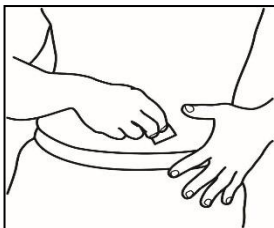
3.7 Your dose in ml has been calculated by your doctor. Expel any excessive volume from the syringe with the needle cap still on until your dose is reached.

#### 4. Inject the solution

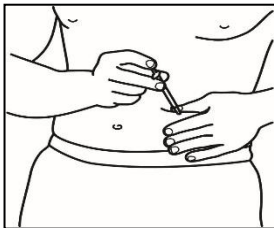


4.1 Find an area on your belly, or if you have pain or hardening of the tissue on your belly, on your thigh where it is easy for you to give the injection (see the diagram).

**NOTE:** Do not use the same area each day for each injection - rotate sites (use upper, lower, and left and right side of your belly) to avoid discomfort. Avoid areas that are inflamed, swollen, scarred or covered by a mole, birthmark or other lesion.



4.2 Clean the intended site of injection on your skin with an alcohol swab, using a circular motion, working outwards. Allow the area to air-dry.



4.3 Remove the plastic cap from the needle of the prepared injection syringe. Gently grasp the cleaned skin at the injection site with one hand. With the other hand, hold the syringe as you would with a pencil. Bend your wrist back and quickly insert the needle at a 45° angle.

4.4 Pull back the plunger slightly. If you see any blood in the syringe, withdraw the needle and replace the needle on the injection syringe with a clean one of the same size. You can still use the medicine that is already in the syringe. Try to inject in another place in the cleaned skin area.

- 4.5 Inject the medicine slowly by pushing steadily on the plunger until all the medicine is injected and the syringe is empty.
- 4.6 Pull the needle straight out of the skin and discard the needle and syringe together into the sharps disposal container. A small amount of bleeding may occur. If necessary, press gently on the injection site with an alcohol swab or 2x2 gauze until any bleeding has stopped.
- 4.7 Dispose all needles and syringes in a sharps disposal container or hard-walled container (for example, a detergent bottle with a lid). This container must be puncture proof (top and sides). If you need a sharps disposal container, please contact your doctor.