

Medicinal product no longer authorised

**ANNEX I**  
**SUMMARY OF PRODUCT CHARACTERISTICS**

▼ This medicinal product is subject to additional monitoring. This will allow quick identification of new safety information. Healthcare professionals are asked to report any suspected adverse reactions. See section 4.8 for how to report adverse reactions.

## 1. NAME OF THE MEDICINAL PRODUCT

Tremelimumab AstraZeneca 20 mg/ml concentrate for solution for infusion.

## 2. QUALITATIVE AND QUANTITATIVE COMPOSITION

Each ml of concentrate for solution for infusion contains 20 mg of tremelimumab.

One vial of 1.25 ml of concentrate contains 25 mg of tremelimumab.

One vial of 15 ml of concentrate contains 300 mg of tremelimumab.

Tremelimumab is a human anti-cytotoxic T-lymphocyte antigen 4 (CTLA-4) immunoglobulin G2 IgG2a monoclonal antibody produced in murine myeloma cells by recombinant DNA technology.

For the full list of excipients, see section 6.1.

## 3. PHARMACEUTICAL FORM

Concentrate for solution for infusion (sterile concentrate).

Clear to slightly opalescent, colourless to slightly yellow solution, free or practically free from visible particles. The solution has a pH of approximately 5.5 and an osmolality of approximately 285 mOsm/kg.

## 4. CLINICAL PARTICULARS

### 4.1 Therapeutic indications

Tremelimumab AstraZeneca in combination with durvalumab and platinum-based chemotherapy is indicated for the first-line treatment of adults with metastatic non-small cell lung cancer (NSCLC) with no sensitising EGFR mutations or ALK positive mutations.

### 4.2 Posology and method of administration

Treatment with Tremelimumab AstraZeneca must be initiated and supervised by a physician experienced in the treatment of cancer.

#### Posology

The recommended dose of Tremelimumab AstraZeneca is presented in Table 1.

**Table 1: Recommended dose of Tremelimumab AstraZeneca**

Indication	Recommended Tremelimumab AstraZeneca dose	Duration of therapy
Metastatic NSCLC	<u>During platinum chemotherapy:</u> 75 mg <sup>a</sup> in combination with durvalumab 1 500 mg <sup>b</sup> and	Up to a maximum of 5 doses. Patients may receive less than five doses of Tremelimumab AstraZeneca in combination

Indication	Recommended Tremelimumab AstraZeneca dose	Duration of therapy
	<p>platinum-based chemotherapy<sup>c</sup> every 3 weeks (21 days) for 4 cycles (12 weeks).</p> <p><u>Post-platinum chemotherapy:</u> Durvalumab 1 500 mg<sup>c</sup> every 4 weeks and histology-based pemetrexed maintenance<sup>c,d</sup> therapy every 4 weeks.</p> <p>A fifth dose of Tremelimumab AstraZeneca 75 mg<sup>e,f</sup> should be given at week 16 alongside durvalumab dose 6.</p>	with durvalumab 1 500 mg and platinum-based chemotherapy if there is disease progression or unacceptable toxicity.

<sup>a</sup> For Tremelimumab AstraZeneca, metastatic NSCLC patients with a body weight of 34 kg or less must receive weight-based dosing, equivalent to 1 mg/kg of Tremelimumab AstraZeneca until the weight improves to greater than 34 kg. For durvalumab, patients with a body weight of 30 kg or less must receive weight-based dosing, equivalent to durvalumab 20 mg/kg until the weight improves to greater than 30 kg.

<sup>b</sup> When Tremelimumab AstraZeneca is administered in combination with durvalumab and platinum-based chemotherapy, refer to the summary of product characteristics (SmPC) for durvalumab for dosing information.

<sup>c</sup> When Tremelimumab AstraZeneca is administered in combination with durvalumab and platinum-based chemotherapy, refer to the SmPC for nab-paclitaxel, gemcitabine, pemetrexed and carboplatin or cisplatin for dosing information.

<sup>d</sup> Consider maintenance administration of pemetrexed for patients with non-squamous tumours who received treatment with pemetrexed and carboplatin/cisplatin during the platinum-based chemotherapy stage.

<sup>e</sup> In the case of dose delay(s), a fifth dose of Tremelimumab AstraZeneca can be given after Week 16, alongside durvalumab.

<sup>f</sup> If patients receive fewer than 4 cycles of platinum-based chemotherapy, the remaining cycles of Tremelimumab AstraZeneca (up to a total of 5) should be given during the post-platinum chemotherapy phase.

Dose escalation or reduction is not recommended for Tremelimumab AstraZeneca in combination with durvalumab. Dose withholding or discontinuation may be required based on individual safety and tolerability, see Table 2.

Guidelines for management of immune-mediated adverse reactions are described in Table 2 (see section 4.4). Refer also to the SmPC for durvalumab.

**Table 2. Treatment modifications and management recommendations for Tremelimumab AstraZeneca in combination with durvalumab**

Adverse reactions	Severity <sup>a</sup>	Treatment modification	Corticosteroid treatment unless otherwise specified <sup>b</sup>
Immune-mediated pneumonitis/interstitial lung disease	Grade 2	Withhold dose <sup>c</sup>	Initiate 1 to 2 mg/kg/day prednisone or equivalent followed by a taper
	Grade 3 or 4	Permanently discontinue	

Adverse reactions	Severity <sup>a</sup>	Treatment modification	Corticosteroid treatment unless otherwise specified <sup>b</sup>
Immune-mediated hepatitis	ALT or AST > 3 - ≤ 5 x ULN or total bilirubin > 1.5 - ≤ 3 x ULN	Withhold dose <sup>c</sup>	Initiate 1 to 2 mg/kg/day prednisone or equivalent followed by a taper
	ALT or AST > 5 - ≤ 10 x ULN	Withhold durvaluamb and permanently discontinue Tremelimumab AstraZeneca	
	Concurrent ALT or AST > 3 x ULN and total bilirubin > 2 x ULN <sup>d</sup>	Permanently discontinue	
	ALT or AST > 10 x ULN or total bilirubin > 3 x ULN		
Immune-mediated colitis or diarrhoea	Grade 2	Withhold dose <sup>c</sup>	Initiate 1 to 2 mg/kg/day prednisone or equivalent followed by a taper
	Grade 3 or 4	Permanently discontinue	
Intestinal perforation	ANY grade	Permanently discontinue	Consult a surgeon immediately if an intestinal perforation is suspected
Immune-mediated hyperthyroidism, thyroiditis	Grade 2 - 4	Withhold dose until clinically stable	Symptomatic treatment, see section 4.8
Immune-mediated hypothyroidism	Grade 2 - 4	No changes	Initiate thyroid hormone replacement as clinically indicated
Immune-mediated adrenal insufficiency or hypophysitis/hypopituitarism	Grade 2 - 4	Withhold dose until clinically stable	Initiate 1 to 2 mg/kg/day prednisone or equivalent followed by a taper and hormone replacement as clinically indicated
Immune-mediated type 1 diabetes mellitus	Grade 2 - 4	No changes	Initiate treatment with insulin as clinically indicated

Adverse reactions	Severity <sup>a</sup>	Treatment modification	Corticosteroid treatment unless otherwise specified <sup>b</sup>
Immune-mediated nephritis	Grade 2 with serum creatinine > 1.5 - 3 x (ULN or baseline)	Withhold dose <sup>c</sup>	Initiate 1 to 2 mg/kg/day prednisone or equivalent followed by a taper
	Grade 3 with serum creatinine > 3 x baseline or > 3 - 6 x ULN; Grade 4 with serum creatinine > 6 x ULN	Permanently discontinue	
Immune-mediated rash or dermatitis (including pemphigoid)	Grade 2 for > 1 week	Withhold dose <sup>c</sup>	Initiate 1 to 2 mg/kg/day prednisone or equivalent followed by a taper
	Grade 3		
	Grade 4	Permanently discontinue	
Immune-mediated myocarditis	Grade 2 - 4	Permanently discontinue	Initiate 2 to 4 mg/kg/day prednisone or equivalent followed by a taper <sup>e</sup>
Immune-mediated myositis/polymyositis	Grade 2 or 3	Withhold dose <sup>c,f</sup>	Initiate 1 to 2 mg/kg/day prednisone or equivalent followed by a taper
	Grade 4	Permanently discontinue	
Infusion-related reactions	Grade 1 or 2	Interrupt or slow the rate of infusion	May consider pre-medications for prophylaxis of subsequent infusion reactions
	Grade 3 or 4	Permanently discontinue	Manage severe infusion-related reactions per institutional standard, appropriate clinical practice guidelines and/or society guidelines
Infection	Grade 3 or 4	Withhold dose until clinically stable	
Immune-mediated myasthenia gravis	Grade 2 - 4	Permanently discontinue	Initiate 1 to 2 mg/kg/day prednisone or equivalent followed by a taper

Adverse reactions	Severity <sup>a</sup>	Treatment modification	Corticosteroid treatment unless otherwise specified <sup>b</sup>
Immune-mediated encephalitis	Grade 2 - 4	Permanently discontinue	Initiate 1 to 2 mg/kg/day prednisone or equivalent followed by a taper
Other immune-mediated adverse reactions <sup>g</sup>	Grade 2 or 3	Withhold dose <sup>c</sup>	Initiate 1 to 2 mg/kg/day prednisone or equivalent followed by a taper
	Grade 4	Permanently discontinue	
Non-immune-mediated adverse reactions	Grade 2 and 3	Withhold dose until $\leq$ Grade 1 or return to baseline	
	Grade 4	Permanently discontinue <sup>h</sup>	

<sup>a</sup> Common Terminology Criteria for Adverse Events, version 4.03. ALT: alanine aminotransferase; AST: aspartate aminotransferase; ULN: upper limit of normal; BLV: baseline value.

<sup>b</sup> Upon improvement to  $\leq$  Grade 1, corticosteroid taper should be initiated and continued over at least 1 month. Consider increasing dose of corticosteroids and/or using additional systemic immunosuppressants if there is worsening or no improvement.

<sup>c</sup> After withholding, Tremelimumab AstraZeneca and/or durvalumab can be resumed within 12 weeks if the adverse reactions improved to  $\leq$  Grade 1 and the corticosteroid dose has been reduced to  $\leq$  10 mg prednisone or equivalent per day. Tremelimumab AstraZeneca and durvalumab should be permanently discontinued for recurrent Grade 3 adverse reactions, as applicable.

<sup>d</sup> For patients with alternative cause follow the recommendations for AST or ALT increases without concurrent bilirubin elevations.

<sup>e</sup> If no improvement within 2 to 3 days despite corticosteroids, promptly start additional immunosuppressive therapy. Upon resolution ( $<$  Grade 1), corticosteroid taper should be initiated and continued over at least 1 month.

<sup>f</sup> Permanently discontinue Tremelimumab AstraZeneca and durvalumab if the adverse reaction does not resolve to  $\leq$  Grade 1 within 30 days or if there are signs of respiratory insufficiency.

<sup>g</sup> Includes immune thrombocytopenia and pancreatitis.

<sup>h</sup> With the exception of Grade 4 laboratory abnormalities, about which the decision to discontinue should be based on accompanying clinical signs/symptoms and clinical judgment.

For suspected immune-mediated adverse reactions, adequate evaluation should be performed to confirm aetiology or exclude alternate aetiologies.

### Special populations

#### *Paediatric population*

The safety and efficacy of Tremelimumab AstraZeneca in children and adolescents aged below 18 years of age have not been established. No data are available.

#### *Elderly*

No dose adjustment is required for elderly patients ( $\geq$  65 years of age) (see section 5.2). Data on patients aged 75 years of age or older are limited.

#### *Renal impairment*

No dose adjustment of Tremelimumab AstraZeneca is recommended in patients with mild or moderate renal impairment. There are insufficient data in patients with severe renal impairment for dosing recommendations (see section 5.2).

### *Hepatic impairment*

Data from patients with moderate and severe hepatic impairment are limited. Due to minor involvement of hepatic processes in the clearance of tremelimumab, no dose adjustment of Tremelimumab AstraZeneca is recommended for patients with hepatic impairment as no difference in exposure is expected (see section 5.2).

### Method of administration

Tremelimumab AstraZeneca is for intravenous use, it is administered as an intravenous infusion after dilution, over 1 hour.

When Tremelimumab AstraZeneca is given in combination with durvalumab and platinum-based chemotherapy, Tremelimumab AstraZeneca is given first, followed by durvalumab and then platinum-based chemotherapy on the day of dosing.

When Tremelimumab AstraZeneca is given as a fifth dose in combination with durvalumab and pemetrexed maintenance therapy at week 16, Tremelimumab AstraZeneca is given first, followed by durvalumab and then pemetrexed maintenance therapy on the day of dosing.

Tremelimumab AstraZeneca, durvalumab, and platinum-based chemotherapy are administered as separate intravenous infusions. Tremelimumab AstraZeneca and durvalumab are each given over 1 hour. For platinum-based chemotherapy, refer to the SmPC for administration information. For pemetrexed maintenance therapy, refer to the SmPC for administration information. Separate infusion bags and filters for each infusion should be used.

During cycle 1, Tremelimumab AstraZeneca is to be followed by durvalumab starting approximately 1 hour (maximum 2 hours) after the end of the Tremelimumab AstraZeneca infusion. Platinum-based chemotherapy infusion should start approximately 1 hour (maximum 2 hours) after the end of the durvalumab infusion. If there are no clinically significant concerns during cycle 1, then at the physician's discretion, subsequent cycles of durvalumab can be given immediately after Tremelimumab AstraZeneca and the time period between the end of the durvalumab infusion and the start of chemotherapy can be reduced to 30 minutes.

For instructions on dilution of the medicinal product before administration, see section 6.6.

## **4.3 Contraindications**

Hypersensitivity to the active substance or to any of the excipients listed in section 6.1.

## **4.4 Special warnings and precautions for use**

### Traceability

In order to improve the traceability of biological medicinal products, the name and the batch number of the administered product should be clearly recorded.

### Immune-mediated pneumonitis

Immune-mediated pneumonitis or interstitial lung disease, defined as requiring use of systemic corticosteroids and with no clear alternate aetiology, occurred in patients receiving tremelimumab in combination with durvalumab and chemotherapy (see section 4.8). Patients should be monitored for signs and symptoms of pneumonitis. Suspected pneumonitis should be confirmed with radiographic imaging and other infectious and disease-related aetiologies excluded, and managed as recommended in section 4.2.

### Immune-mediated hepatitis

Immune-mediated hepatitis, defined as requiring use of systemic corticosteroids and with no clear alternate aetiology, occurred in patients receiving tremelimumab in combination with durvalumab and chemotherapy (see section 4.8). Patients should be monitored for abnormal liver tests prior to and periodically during treatment with tremelimumab in combination with durvalumab and chemotherapy, and as indicated based on clinical evaluation. Immune-mediated hepatitis should be managed as recommended in section 4.2.

### Immune-mediated colitis

Immune-mediated colitis or diarrhoea, defined as requiring use of systemic corticosteroids and with no clear alternate aetiology, occurred in patients receiving tremelimumab in combination with durvalumab and chemotherapy (see section 4.8). Intestinal perforation and large intestine perforation were reported in patients receiving tremelimumab in combination with durvalumab. Patients should be monitored for signs and symptoms of colitis/diarrhoea and intestinal perforation and managed as recommended in section 4.2.

### Immune-mediated endocrinopathies

#### *Immune-mediated hypothyroidism, hyperthyroidism and thyroiditis*

Immune-mediated hypothyroidism, hyperthyroidism and thyroiditis occurred in patients receiving tremelimumab in combination with durvalumab and chemotherapy, and hypothyroidism may follow hyperthyroidism (see section 4.8). Patients should be monitored for abnormal thyroid function tests prior to and periodically during treatment and as indicated based on clinical evaluation. Immune-mediated hypothyroidism, hyperthyroidism, and thyroiditis should be managed as recommended in section 4.2.

#### *Immune-mediated adrenal insufficiency*

Immune-mediated adrenal insufficiency occurred in patients receiving tremelimumab in combination with durvalumab and chemotherapy (see section 4.8). Patients should be monitored for clinical signs and symptoms of adrenal insufficiency. For symptomatic adrenal insufficiency, patients should be managed as recommended in section 4.2.

#### *Immune-mediated type 1 diabetes mellitus*

Immune-mediated type 1 diabetes mellitus, which can first present as diabetic ketoacidosis that can be fatal if not detected early, occurred in patients receiving tremelimumab in combination with durvalumab and chemotherapy (see section 4.8). Patients should be monitored for clinical signs and symptoms of type 1 diabetes mellitus. For symptomatic type 1 diabetes mellitus, patients should be managed as recommended in section 4.2.

#### *Immune-mediated hypophysitis/hypopituitarism*

Immune-mediated hypophysitis or hypopituitarism occurred in patients receiving tremelimumab in combination with durvalumab and chemotherapy (see section 4.8). Patients should be monitored for clinical signs and symptoms of hypophysitis or hypopituitarism. For symptomatic hypophysitis or hypopituitarism, patients should be managed as recommended in section 4.2.

### Immune-mediated nephritis

Immune-mediated nephritis, defined as requiring use of systemic corticosteroids and with no clear alternate aetiology, occurred in patients receiving tremelimumab in combination with durvalumab and



chemotherapy (see section 4.8). Patients should be monitored for abnormal renal function tests prior to and periodically during treatment and managed as recommended in section 4.2.

#### Immune-mediated rash

Immune-mediated rash or dermatitis (including pemphigoid), defined as requiring use of systemic corticosteroids and with no clear alternate aetiology, occurred in patients receiving tremelimumab in combination with durvalumab and chemotherapy (see section 4.8). Events of Stevens-Johnson Syndrome or toxic epidermal necrolysis have been reported in patients treated with PD-1 inhibitors. Patients should be monitored for signs and symptoms of rash or dermatitis and managed as recommended in section 4.2.

#### Immune-mediated myocarditis

Immune-mediated myocarditis, which can be fatal, occurred in patients receiving tremelimumab in combination with durvalumab and chemotherapy (see section 4.8). Patients should be monitored for signs and symptoms of immune-mediated myocarditis and managed as recommended in section 4.2.

#### Immune-mediated pancreatitis

Immune-mediated pancreatitis, occurred in patients receiving tremelimumab in combination with durvalumab and chemotherapy (see section 4.8). Patients should be monitored for signs and symptoms of immune-mediated pancreatitis and managed as recommended in section 4.2.

#### Other immune-mediated adverse reactions

Given the mechanism of action of tremelimumab in combination with durvalumab, other potential immune-mediated adverse reactions may occur. The following immune-related adverse reactions have been observed in patients treated with tremelimumab in combination with durvalumab: myasthenia gravis, myositis, polymyositis, meningitis, encephalitis, Guillain-Barré syndrome, immune thrombocytopenia and cystitis noninfective. Patients should be monitored for signs and symptoms and managed as recommended in section 4.2.

#### Infusion-related reactions

Patients should be monitored for signs and symptoms of infusion-related reactions. Severe infusion-related reactions have been reported in patients receiving tremelimumab in combination with durvalumab and chemotherapy (see section 4.8). Infusion-related reactions should be managed as recommended in section 4.2.

#### Disease-specific precaution

##### Metastatic NSCLC

Limited data are available in elderly patients ( $\geq 75$  years) treated with tremelimumab in combination with durvalumab and platinum-based chemotherapy (see sections 4.8 and 5.1). Careful consideration of the potential benefit/risk of this regimen on an individual basis is recommended.

#### Patients excluded from clinical studies

Patients with the following were excluded from clinical studies: active or prior documented autoimmune disease; active and/or untreated brain metastases; a history of immunodeficiency; administration of systemic immunosuppression within 14 days before the start of tremelimumab or durvalumab, except physiological dose of systemic corticosteroids ( $\leq 10$  mg/day prednisone or equivalent); uncontrolled intercurrent illness; active tuberculosis or hepatitis B or C or HIV infection or patients receiving live attenuated vaccine within 30 days before or after the start of tremelimumab

or durvalumab. In the absence of data, tremelimumab should be used with caution in these populations after careful consideration of the potential benefit/risk on an individual basis.

#### Sodium content

This medicinal product contains less than 1 mmol sodium (23 mg) per dose, that is to say essentially 'sodium-free'.

### **4.5 Interaction with other medicinal products and other forms of interaction**

The use of systemic corticosteroids or immunosuppressants before starting tremelimumab, except physiological dose of systemic corticosteroids ( $\leq 10$  mg/day prednisone or equivalent), is not recommended because of their potential interference with the pharmacodynamic activity and efficacy of tremelimumab. However, systemic corticosteroids or other immunosuppressants can be used after starting tremelimumab to treat immune-related adverse reactions (see section 4.4).

No formal pharmacokinetic (PK) drug-drug interaction studies have been conducted with tremelimumab. Since the primary elimination pathways of tremelimumab are protein catabolism via reticuloendothelial system or target-mediated disposition, no metabolic drug-drug interactions are expected. PK drug-drug interactions between tremelimumab in combination with durvalumab and platinum-based chemotherapy were assessed in the POSEIDON study and showed no clinically meaningful PK interactions between tremelimumab, durvalumab, nab-paclitaxel, gemcitabine, pemetrexed, carboplatin or cisplatin in the concomitant treatment.

### **4.6 Fertility, pregnancy and lactation**

#### Women of childbearing potential/Contraception

Women of childbearing potential should use effective contraception during treatment with tremelimumab and for at least 3 months after the last dose of tremelimumab.

#### Pregnancy

There are no data on the use of tremelimumab in pregnant women. Based on its mechanism of action, tremelimumab has the potential to impact maintenance of pregnancy and may cause foetal harm when administered to a pregnant woman. In animal reproduction studies, administration of tremelimumab to pregnant cynomolgus monkeys during the period of organogenesis was not associated with maternal toxicity or any effects on maintenance of pregnancy or embryofoetal development (see section 5.3). Human IgG2 is known to cross the placental barrier. Tremelimumab is not recommended during pregnancy and in women of childbearing potential not using effective contraception during treatment and for at least 3 months after the last dose.

#### Breast-feeding

There is no information regarding the presence of tremelimumab in human milk, the absorption and effects on the breast-fed infant, or the effects on milk production. Human IgG2 is excreted in human milk. Because of the potential for adverse reactions from tremelimumab in breast-fed infants, breast-feeding women are advised not to breast-feed during treatment and for at least 3 months after the last dose.

#### Fertility

There are no data on the potential effects of tremelimumab on fertility in humans or animals. However, mononuclear cell infiltration in prostate and uterus was observed in repeat-dose toxicity studies (see Section 5.3). The clinical relevance of these findings for fertility is unknown.

## 4.7 Effects on ability to drive and use machines

Tremelimumab has no or negligible influence on the ability to drive and use machines.

## 4.8 Undesirable effects

### Summary of the safety profile

The safety of tremelimumab given in combination with durvalumab and chemotherapy is based on data in 330 patients with metastatic NSCLC. The most common (> 20%) adverse reactions were anaemia (49.7%), nausea (41.5%), neutropenia (41.2%), fatigue (36.1%), rash (25.8%), thrombocytopenia (24.5%), and diarrhoea (21.5%). The most common (> 2%) Grade  $\geq 3$  adverse reactions were neutropenia (23.9%), anaemia (20.6%), pneumonia (9.4%), thrombocytopenia (8.2%), leukopenia (5.5%), fatigue (5.2%), lipase increased (3.9%), amylase increased (3.6%), febrile neutropenia (2.4%), colitis (2.1%) and aspartate aminotransferase increased/alanine aminotransferase increased (2.1%).

Tremelimumab was discontinued due to adverse reactions in 4.5% of patients. The most common adverse reactions leading to treatment discontinuation were pneumonia (1.2%) and colitis (0.9%).

Tremelimumab was interrupted due to adverse reactions in 40.6% of patients. The most common adverse reactions leading to dose interruption were neutropenia (13.6%), thrombocytopenia (5.8%), leukopenia (4.5%), diarrhoea (3.0%), pneumonia (2.7%), aspartate aminotransferase increased/alanine aminotransferase increased (2.4%), fatigue (2.4%), lipase increased (2.4%), colitis (2.1%), hepatitis (2.1%) and rash (2.1%).

### Tabulated list of adverse reactions

Table 3, unless otherwise stated, lists the incidence of adverse reactions in patients treated with tremelimumab in combination with durvalumab and platinum-based chemotherapy in the POSEIDON study, in which 330 patients received tremelimumab. Patients were exposed to tremelimumab during a median of 20 weeks.

Adverse reactions are listed according to system organ class in MedDRA. Within each system organ class, the adverse reactions are presented in decreasing frequency. The corresponding frequency category for each ADR is defined as: very common ( $\geq 1/10$ ); common ( $\geq 1/100$  to  $< 1/10$ ); uncommon ( $\geq 1/1\ 000$  to  $< 1/100$ ); rare ( $\geq 1/10\ 000$  to  $< 1/1\ 000$ ); very rare ( $< 1/10\ 000$ ); not known (cannot be estimated from available data). Within each frequency grouping, adverse reactions are presented in order of decreasing seriousness.

**Table 3. Adverse reactions in patients treated with tremelimumab in combination with durvalumab and platinum-based chemotherapy**

Term	Tremelimumab with durvalumab and platinum-based chemotherapy		
		Any grade (%)	Grade 3-4 (%)
<b>Infections and infestations</b>			
Upper respiratory tract infections <sup>a</sup>	Very common	15.5	0.6
Pneumonia <sup>b</sup>	Very common	14.8	7.3
Influenza	Common	3.3	0
Oral candidiasis	Common	2.4	0.3
Dental and oral soft tissue infections <sup>c</sup>	Uncommon	0.6	0.3
<b>Blood and lymphatic system disorders</b>			
Anaemia <sup>d</sup>	Very common	49.7	20.6
Neutropenia <sup>d,e</sup>	Very common	41.2	23.9

Tremelimumab with durvalumab and platinum-based chemotherapy			
Term	Any grade (%)		Grade 3-4 (%)
Thrombocytopenia <sup>d,f</sup>	Very common	24.5	8.2
Leukopenia <sup>d,g</sup>	Very common	19.4	5.5
Febrile neutropenia <sup>d</sup>	Common	3.0	2.1
Pancytopenia <sup>d</sup>	Common	1.8	0.6
Immune thrombocytopenia	Uncommon	0.3	0
<b>Endocrine disorders</b>			
Hypothyroidism <sup>h</sup>	Very common	13.3	0
Hyperthyroidism <sup>i</sup>	Common	6.7	0
Adrenal insufficiency	Common	2.1	0.6
Hypopituitarism/ Hypophysitis	Common	1.5	0.3
Thyroiditis <sup>j</sup>	Common	1.2	0
Diabetes insipidus	Uncommon	0.3	0.3
Type 1 diabetes mellitus	Uncommon	0.3	0.3
<b>Metabolism and nutrition disorders</b>			
Decreased appetite <sup>d</sup>	Very common	28.2	1.5
<b>Nervous system disorders</b>			
Encephalitis <sup>k</sup>	Uncommon	0.6	0.6
Myasthenia gravis <sup>l</sup>	Not known		
Guillain-Barre syndrome <sup>l</sup>	Not known		
Meningitis <sup>l</sup>	Not known		
<b>Cardiac disorders</b>			
Myocarditis <sup>m</sup>	Uncommon	0.3	0
<b>Respiratory, thoracic, and mediastinal disorders</b>			
Cough/Productive cough	Very common	12.1	0
Pneumonitis <sup>n</sup>	Common	4.2	1.2
Dysphonia	Common	2.4	0
Interstitial lung disease	Uncommon	0.6	0
<b>Gastrointestinal disorders</b>			
Nausea <sup>d</sup>	Very common	41.5	1.8
Diarrhoea	Very common	21.5	1.5
Constipation <sup>d</sup>	Very common	19.1	0
Vomiting <sup>d</sup>	Very common	18.2	1.2
Stomatitis <sup>d,o</sup>	Common	9.7	0
Amylase increased <sup>l</sup>	Common	8.5	3.6
Abdominal pain <sup>p</sup>	Common	7.3	0
Lipase increased <sup>l</sup>	Common	6.4	3.9
Colitis <sup>q</sup>	Common	5.5	2.1
Pancreatitis <sup>r</sup>	Common	2.1	0.3
Intestinal perforation <sup>l</sup>	Not known		
Large intestine perforation <sup>l</sup>	Not known		
<b>Hepatobiliary disorders</b>			
Aspartate aminotransferase increased/Alanine aminotransferase increased <sup>s</sup>	Very common	17.6	2.1

Tremelimumab with durvalumab and platinum-based chemotherapy			
Term	Any grade (%)		Grade 3-4 (%)
Hepatitis <sup>t</sup>	Common	3.9	0.9
<b>Skin and subcutaneous tissue disorders</b>			
Alopecia <sup>d</sup>	Very common	10.0	0
Rash <sup>u</sup>	Very common	26.1	1.5
Pruritus	Very common	10.9	0
Dermatitis	Uncommon	0.6	0
Night sweats	Uncommon	0.6	0
Pemphigoid	Uncommon	0.3	0.3
<b>Musculoskeletal and connective tissue disorders</b>			
Myalgia	Common	4.2	0
Myositis	Uncommon	0.3	0.3
Polymyositis	Uncommon	0.3	0.3
Arthralgia	Very common	12.4	0.3
<b>Renal and urinary disorders</b>			
Blood creatinine increased	Common	6.4	0.3
Dysuria	Common	1.5	0
Nephritis	Uncommon	0.6	0
Cystitis noninfective	Uncommon	0.3	0
<b>General disorders and administration site conditions</b>			
Fatigue <sup>d</sup>	Very common	36.1	5.2
Pyrexia	Very common	16.1	0
Oedema peripheral <sup>v</sup>	Common	8.5	0
<b>Injury, poisoning and procedural complications</b>			
Infusion-related reaction <sup>w</sup>	Common	3.9	0.3

<sup>a</sup> Includes laryngitis, nasopharyngitis, pharyngitis, rhinitis, sinusitis, tonsillitis, tracheobronchitis and upper respiratory tract infection.

<sup>b</sup> Includes pneumocystis jirovecii pneumonia, pneumonia and pneumonia bacterial.

<sup>c</sup> Includes tooth abscess and tooth infection.

<sup>d</sup> Adverse reaction only applies to chemotherapy ADRs in the Poseidon study.

<sup>e</sup> Includes neutropenia and neutrophil count decreased.

<sup>f</sup> Includes platelet count decreased and thrombocytopenia.

<sup>g</sup> Includes leukopenia and white blood cell count decreased.

<sup>h</sup> Includes blood thyroid stimulating hormone increased and hypothyroidism

<sup>i</sup> Includes blood thyroid stimulating hormone decreased and hyperthyroidism.

<sup>j</sup> Includes autoimmune thyroiditis and thyroiditis.

<sup>k</sup> Includes encephalitis and encephalitis autoimmune.

<sup>l</sup> Adverse reaction was not observed in the POSEIDON study but was reported in patients treated with durvalumab or tremelimumab+durvalumab in clinical studies outside of the POSEIDON dataset.

<sup>m</sup> Includes autoimmune myocarditis.

<sup>n</sup> Includes immune-mediated pneumonitis and pneumonitis.

<sup>o</sup> Includes mucosal inflammation and stomatitis.

<sup>p</sup> Includes abdominal pain, abdominal pain lower, abdominal pain upper and flank pain.

<sup>q</sup> Includes colitis, enteritis and enterocolitis.

<sup>r</sup> Includes autoimmune pancreatitis and pancreatitis.

<sup>s</sup> Includes alanine aminotransferase increased, aspartate aminotransferase increased, hepatic enzyme increased and transaminases increased.

<sup>t</sup> Includes autoimmune hepatitis, hepatitis, hepatitis acute, hepatotoxicity and immune-mediated hepatitis.

<sup>u</sup> Includes eczema, erythema, rash, rash macular, rash maculopapular, rash papular, rash pruritic and rash pustular.

<sup>v</sup> Includes oedema peripheral and peripheral swelling.

<sup>w</sup> Includes infusion-related reaction and urticaria.

### Description of selected adverse reactions

Tremelimumabis associated with immune-mediated adverse reactions. Most of these, including severe reactions, resolved following initiation of appropriate medical therapy or withdrawal of tremelimumab. The data for the following immune-mediated adverse reactions are based on 2 280 patients who received tremelimumab 75 mg every 4 weeks or 1 mg/kg every 4 weeks in combination with durvalumab 1 500 mg every 4 weeks, 20 mg/kg every 4 weeks or 10 mg/kg every 2 weeks. Details for the significant adverse reactions for tremelimumab when given in combination with durvalumab and platinum-based chemotherapy are presented if clinically relevant differences were noted in comparison to tremelimumab in combination with durvalumab. The management guidelines for these adverse reactions are described in section 4.4.

#### Immune-mediated pneumonitis

In the combined safety database with tremelimumab in combination with durvalumab, immune-mediated pneumonitis occurred in 86 (3.8%) patients, including Grade 3 in 30 (1.3%) patients, Grade 4 in 1 (< 0.1%) patient, and Grade 5 (fatal) in 7 (0.3%) patients. The median time to onset was 57 days (range: 8 - 912 days). All patients received systemic corticosteroids and 79 of the 86 patients received high-dose corticosteroid treatment (at least 40 mg prednisone or equivalent per day). Seven patients also received other immunosuppressants. Treatment was discontinued in 39 patients. Resolution occurred in 51 patients.

#### Immune-mediated hepatitis

In the combined safety database with tremelimumab in combination with durvalumab, immune-mediated hepatitis occurred in 80 (3.5%) patients, including Grade 3 in 48 (2.1%) patients, Grade 4 in 8 (0.4%) patients and Grade 5 (fatal) in 2 (< 0.1%) patients. The median time to onset was 36 days (range: 1 - 533 days). All patients received systemic corticosteroids and 68 of the 80 patients received high-dose corticosteroid treatment (at least 40 mg prednisone or equivalent per day). Eight patients also received other immunosuppressants. Treatment was discontinued in 27 patients. Resolution occurred in 47 patients.

#### Immune-mediated colitis

In the combined safety database with tremelimumab in combination with durvalumab, immune-mediated colitis or diarrhoea occurred in 167 (7.3%) patients, including Grade 3 in 76 (3.3%) patients and Grade 4 in 3 (0.1%) patients. The median time to onset was 57 days (range: 3 - 906 days). All patients received systemic corticosteroids and 151 of the 167 patients received high-dose corticosteroid treatment (at least 40 mg prednisone or equivalent per day). Twenty-two patients also received other immunosuppressants. Treatment was discontinued in 54 patients. Resolution occurred in 141 patients.

Intestinal perforation and large intestine perforation were uncommonly reported in patients receiving tremelimumab in combination with durvalumab.

#### Immune-mediated endocrinopathies

##### Immune-mediated hypothyroidism

In the combined safety database with tremelimumab in combination with durvalumab, immune-mediated hypothyroidism occurred in 209 (9.2%) patients, including Grade 3 in 6 (0.3%) patients. The median time to onset was 85 days (range: 1 - 624 days). Thirteen patients received systemic corticosteroids and 8 of the 13 received high-dose corticosteroid treatment (at least 40 mg prednisone or equivalent per day). Treatment discontinued in 3 patients. Resolution occurred in 52 patients.

Immune-mediated hypothyroidism was preceded by immune-mediated hyperthyroidism in 25 patients or immune-mediated thyroiditis in 2 patients.

#### *Immune-mediated hyperthyroidism*

In the combined safety database with tremelimumab in combination with durvalumab, immune-mediated hyperthyroidism occurred in 62 (2.7%) patients, including Grade 3 in 5 (0.2%) patients. The median time to onset was 33 days (range: 4 - 176 days). Eighteen patients received systemic corticosteroids, and 11 of the 18 patients received high-dose corticosteroid treatment (at least 40 mg prednisone or equivalent per day). Fifty-three patients required other therapy (thiamazole, carbimazole, propylthiouracil, perchlorate, calcium channel blocker or beta-blocker). One patient discontinued treatment due to hyperthyroidism. Resolution occurred in 47 patients.

#### *Immune-mediated thyroiditis*

In the combined safety database with tremelimumab in combination with durvalumab, immune-mediated thyroiditis occurred in 15 (0.7%) patients, including Grade 3 in 1 (< 0.1%) patient. The median time to onset was 57 days (range: 22 - 141 days). Five patients received systemic corticosteroids and 2 of the 5 patients received high-dose corticosteroid treatment (at least 40 mg prednisone or equivalent per day). Thirteen patients required other therapy including, hormone replacement therapy, thiamazole, carbimazole, propylthiouracil, perchlorate, calcium channel blocker, or beta-blocker. No patients discontinued treatment due to immune-mediated thyroiditis. Resolution occurred in 5 patients.

#### *Immune-mediated adrenal insufficiency*

In the combined safety database with tremelimumab in combination with durvalumab, immune-mediated adrenal insufficiency occurred in 33 (1.4%) patients, including Grade 3 in 16 (0.7%) patients and Grade 4 in 1 (< 0.1%) patient. The median time to onset was 105 days (range: 20-428 days). Thirty-two patients received systemic corticosteroids, and 10 of the 32 patients received high-dose corticosteroid treatment (at least 40 mg prednisone or equivalent per day). Treatment was discontinued in one patient. Resolution occurred in 11 patients.

#### *Immune-mediated type 1 diabetes mellitus*

In the combined safety database with tremelimumab in combination with durvalumab, immune-mediated type 1 diabetes mellitus occurred in 6 (0.3%) patients, including Grade 3 in 1 (< 0.1%) patient and Grade 4 in 2 (< 0.1%) patients. The median time to onset was 58 days (range: 7 - 220 days). All patients required insulin. Treatment was discontinued for 1 patient. Resolution occurred in 1 patient.

#### *Immune mediated hypophysitis/hypopituitarism*

In the combined safety database with tremelimumab in combination with durvalumab, immune-mediated hypophysitis/hypopituitarism occurred in 16 (0.7%) patients, including Grade 3 in 8 (0.4%) patients. The median time to onset for the events was 123 days (range: 63 - 388 days). All patients received systemic corticosteroids and 8 of the 16 patients received high-dose corticosteroid treatment (at least 40 mg prednisone or equivalent per day). Four patients also required endocrine therapy. Treatment was discontinued in 2 patients. Resolution occurred in 7 patients.

#### *Immune-mediated nephritis*

In the combined safety database with tremelimumab in combination with durvalumab, immune-mediated nephritis occurred in 9 (0.4%) patients, including Grade 3 in 1 (< 0.1%) patient. The median time to onset was 79 days (range: 39 - 183 days). All patients received systemic corticosteroids and 7 patients received high-dose corticosteroid treatment (at least 40 mg prednisone or equivalent per day). Treatment was discontinued in 3 patients. Resolution occurred in 5 patients.

### Immune-mediated rash

In the combined safety database with tremelimumab in combination with durvalumab, immune-mediated rash or dermatitis (including pemphigoid) occurred in 112 (4.9%) patients, including Grade 3 in 17 (0.7%) patients. The median time to onset was 35 days (range: 1 - 778 days). All patients received systemic corticosteroids, and 57 of the 112 patients received high-dose corticosteroid treatment (at least 40 mg prednisone or equivalent per day). Treatment was discontinued in 10 patients. Resolution occurred in 65 patients.

### Infusion-related reactions

In the combined safety database with tremelimumab in combination with durvalumab, infusion-related reactions occurred in 45 (2.0%) patients, including Grade 3 in 2 (< 0.1%) patients. There were no Grade 4 or 5 events.

### Laboratory abnormalities

In patients treated with tremelimumab in combination with durvalumab and platinum-based chemotherapy, the proportion of patients who experienced a shift from baseline to a Grade 3 or 4 laboratory abnormality was as follows: 6.2% for alanine aminotransferase increased, 5.2% for aspartate aminotransferase increased, 4.0% for blood creatinine increased, 9.4% for amylase increased and 13.6% for lipase increased. The proportion of patients who experienced a TSH shift from baseline that was  $\leq$  ULN to  $>$  ULN was 24.8% and a TSH shift from baseline that was  $\geq$  LLN to  $<$  LLN was 32.9%.

### Immunogenicity

As with all therapeutic proteins, there is a potential for immunogenicity. Immunogenicity of tremelimumab is based on pooled data in 1337 patients who were treated with tremelimumab 75 mg or 1 mg/kg and evaluable for the presence of anti-drug antibodies (ADAs). One-hundred forty-three patients (10.7%) tested positive for treatment-emergent ADAs. Neutralizing antibodies against tremelimumab were detected in 8.9% (119/1337) of patients. The presence of ADAs did not impact tremelimumab pharmacokinetics and there was no apparent effect on safety.

In the POSEIDON study, of the 278 patients who were treated with tremelimumab 75 mg in combination with durvalumab 1 500 mg every 3 weeks and platinum-based chemotherapy and evaluable for the presence of ADAs, 38 (13.7%) patients tested positive for treatment-emergent ADAs. Neutralizing antibodies against tremelimumab were detected in 11.2% (31/278) of patients. The presence of ADAs did not have an apparent effect on pharmacokinetics or safety.

### Elderly

In the POSEIDON study in patients treated with tremelimumab in combination with durvalumab and platinum-based chemotherapy, some differences in safety were reported between elderly ( $\geq$  65 years) and younger patients. The safety data from patients 75 years of age or older are limited to a total of 74 patients. There was a higher frequency of serious adverse reactions and discontinuation of any study treatment due to adverse reactions in 35 patients aged 75 years of age or older treated with tremelimumab in combination with durvalumab and platinum-based chemotherapy (45.7% and 28.6%, respectively) relative to 39 patients aged 75 years of age or older who received platinum-based chemotherapy only (35.9% and 20.5%, respectively).

### Reporting of suspected adverse reactions

Reporting suspected adverse reactions after authorisation of the medicinal product is important. It allows continued monitoring of the benefit/risk balance of the medicinal product. Healthcare



professionals are asked to report any suspected adverse reactions via the national reporting system listed in [Appendix V](#).

## 4.9 Overdose

There is no information on overdose with tremelimumab. In case of overdose, patients should be closely monitored for signs or symptoms of adverse reactions, and appropriate symptomatic treatment instituted immediately.

## 5. PHARMACOLOGICAL PROPERTIES

### 5.1 Pharmacodynamic properties

Pharmacotherapeutic group: Other monoclonal antibodies and antibody drug conjugates. ATC code: L01FX20

#### Mechanism of action

Cytotoxic T lymphocyte-associated antigen (CTLA-4) is primarily expressed on the surface of T lymphocytes. Interaction of CTLA-4 with its ligands, CD80 and CD86, limits effector T-cell activation, through a number of potential mechanisms, but primarily by limiting co-stimulatory signalling through CD28.

Tremelimumab is a selective, fully human IgG2 antibody that blocks CTLA-4 interaction with CD80 and CD86, thus enhancing T-cell activation and proliferation, resulting in increased T-cell diversity and enhanced anti-tumour activity.

The combination of tremelimumab, a CTLA-4 inhibitor and durvalumab, a PD-L1 inhibitor results in improved anti-tumour responses in metastatic non-small cell lung cancer. In murine syngeneic tumour models, dual blockade of PD-L1 and CTLA-4 resulted in enhanced anti-tumour activity.

#### Clinical efficacy and safety

##### NSCLC – POSEIDON study

POSEIDON was a study designed to evaluate the efficacy of durvalumab with or without Tremelimumab AstraZeneca in combination with platinum-based chemotherapy. POSEIDON was a randomised, open-label, multicentre study in 1013 metastatic NSCLC patients with no sensitising epidermal growth factor receptor (EGFR) mutation or anaplastic lymphoma kinase (ALK) genomic tumour aberrations. Patients with histologically or cytologically documented metastatic NSCLC were eligible for enrolment. Patients had no prior chemotherapy or any other systemic therapy for metastatic NSCLC. Prior to randomisation, patients had tumour PD-L1 status confirmed by using the Ventana PD-L1 (SP263) assay. Patients had a World Health Organization (WHO)/Eastern Cooperative Oncology Group (ECOG) performance status of 0 or 1 at enrolment.

The study excluded patients with active or prior documented autoimmune disease; active and/or untreated brain metastases; a history of immunodeficiency; administration of systemic immunosuppression within 14 days before the start of Tremelimumab AstraZeneca or durvalumab, except physiological dose of systemic corticosteroids; active tuberculosis or hepatitis B or C or HIV infection; or patients receiving live attenuated vaccine within 30 days before or after the start of Tremelimumab AstraZeneca and/or durvalumab (see section 4.4).

Randomisation was stratified by tumour cells (TC) PD-L1 expression (TC  $\geq$  50% vs. TC < 50%), disease stage (Stage IVA vs. Stage IVB, per the 8th edition of American Joint Committee on Cancer), and histology (non-squamous vs. squamous).

Patients were randomised 1:1:1 to receive:

- Arm 1: Tremelimumab AstraZeneca 75 mg with durvalumab 1 500 mg and platinum-based chemotherapy every 3 weeks for 4 cycles, followed by durvalumab 1 500 mg every 4 weeks as monotherapy. A fifth dose of Tremelimumab AstraZeneca 75 mg was given at Week 16 alongside durvalumab dose 6.
- Arm 2: Durvalumab 1 500 mg and platinum-based chemotherapy every 3 weeks for 4 cycles, followed by durvalumab 1 500 mg every 4 weeks as monotherapy.
- Arm 3: Platinum-based chemotherapy every 3 weeks for 4 cycles. Patients could receive 2 additional cycles (a total of 6 cycles post-randomisation), as clinically indicated, at Investigator's discretion.

Patients received one of the following platinum-based chemotherapy regimens:

- Non-squamous NSCLC
  - Pemetrexed 500 mg/m<sup>2</sup> with carboplatin AUC 5-6 or cisplatin 75 mg/m<sup>2</sup> every 3 weeks. Unless contraindicated by the investigator, pemetrexed maintenance could be given.
- Squamous NSCLC
  - Gemcitabine 1 000 or 1 250 mg/m<sup>2</sup> on Days 1 and 8 with cisplatin 75 mg/m<sup>2</sup> or carboplatin AUC 5-6 on Day 1 every 3 weeks.
- Non-squamous or squamous NSCLC
  - Nab-paclitaxel 100 mg/m<sup>2</sup> on Days 1, 8, and 15 with carboplatin AUC 5-6 on Day 1 every 3 weeks.

Tremelimumab AstraZeneca was given up to a maximum of 5 doses unless there was disease progression or unacceptable toxicity. Durvalumab and histology-based pemetrexed maintenance therapy (when applicable) was continued until disease progression or unacceptable toxicity.

Tumour assessments were conducted at Week 6 and Week 12 from the date of randomisation, and then every 8 weeks until confirmed objective disease progression. Survival assessments were conducted every 2 months following treatment discontinuation.

The dual primary endpoints of the study were progression-free survival (PFS) and overall survival (OS) for durvalumab + platinum-based chemotherapy (Arm 2) vs. platinum-based chemotherapy alone (Arm 3). The key secondary endpoints of the study were PFS and OS for Tremelimumab AstraZeneca + durvalumab + platinum-based chemotherapy (Arm 1) and platinum-based chemotherapy alone (Arm 3). The secondary endpoints included objective response rate (ORR) and duration of response (DoR). PFS, ORR, and DoR were assessed using Blinded Independent Central Review (BICR) according to RECIST v1.1.

The demographics and baseline disease characteristics were well-balanced between study arms. Baseline demographics of the overall study population were as follows: male (76.0%), age ≥ 65 years (47.1%), age ≥ 75 years (11.3%) median age 64 years (range: 27 to 87 years), White (55.9%), Asian (34.6%), Black or African American (2.0%) other (7.6%), non-Hispanic or Latino (84.2%), current smoker or past-smoker (78.0%), WHO/ECOG PS 0 (33.4%), WHO/ECOG PS 1 (66.5%). Disease characteristics were as follows: Stage IVA (50.0%), Stage IVB (49.6%), histological sub-groups of squamous (36.9%), non-squamous (62.9%), brain metastases (10.5%) PD-L1 expression TC ≥ 50% (28.8%), PD-L1 expression TC < 50% (71.1%).

The study showed a statistically significant improvement in OS with Tremelimumab AstraZeneca + durvalumab + platinum-based chemotherapy (Arm 1) vs. platinum-based chemotherapy alone (Arm 3). Tremelimumab AstraZeneca + durvalumab + platinum-based chemotherapy showed a statistically significant improvement in PFS vs. platinum-based chemotherapy alone. The results are summarised below.

**Table 4. Efficacy results for the POSEIDON study**

	Arm 1: Tremelimumab AstraZeneca+durvalumab+ platinum-based chemotherapy (n=338)	Arm 3: Platinum-based chemotherapy (n=337)
OS <sup>a</sup>		
Number of deaths (%)	251 (74.3)	285 (84.6)
Median OS (months) (95% CI)	14.0 (11.7, 16.1)	11.7 (10.5, 13.1)
HR (95% CI) <sup>b</sup>	0.77 (0.650, 0.916)	
p-value <sup>c</sup>	0.00304	
PFS <sup>a</sup>		
Number of events (%)	238 (70.4)	258 (76.6)
Median PFS (months) (95% CI)	6.2 (5.0, 6.5)	4.8 (4.6, 5.8)
HR (95% CI) <sup>b</sup>	0.72 (0.600, 0.860)	
p-value <sup>c</sup>	0.00031	
ORR n (%) <sup>d,e</sup>	130 (38.8)	81 (24.4)
Complete Response n (%)	2 (0.6)	0
Partial Response n (%)	128 (38.2)	81 (24.4)
Median DoR (months) (95% CI) <sup>d,e</sup>	9.5 (7.2, NR)	5.1 (4.4, 6.0)

<sup>a</sup> Analysis of PFS at data cut off 24 July 2019 (median follow up 10.15 months). Analysis of OS at data cut off 12 March 2021 (median follow up 34.86 months). The boundaries for declaring efficacy (Arm 1 vs. Arm 3: PFS 0.00735, OS 0.00797; 2-sided) were determined by a Lan-DeMets alpha spending function that approximates an O'Brien Fleming approach. PFS was assessed by BICR according to RECIST v1.1. PFS was assessed by BICR according to RECIST v1.1.

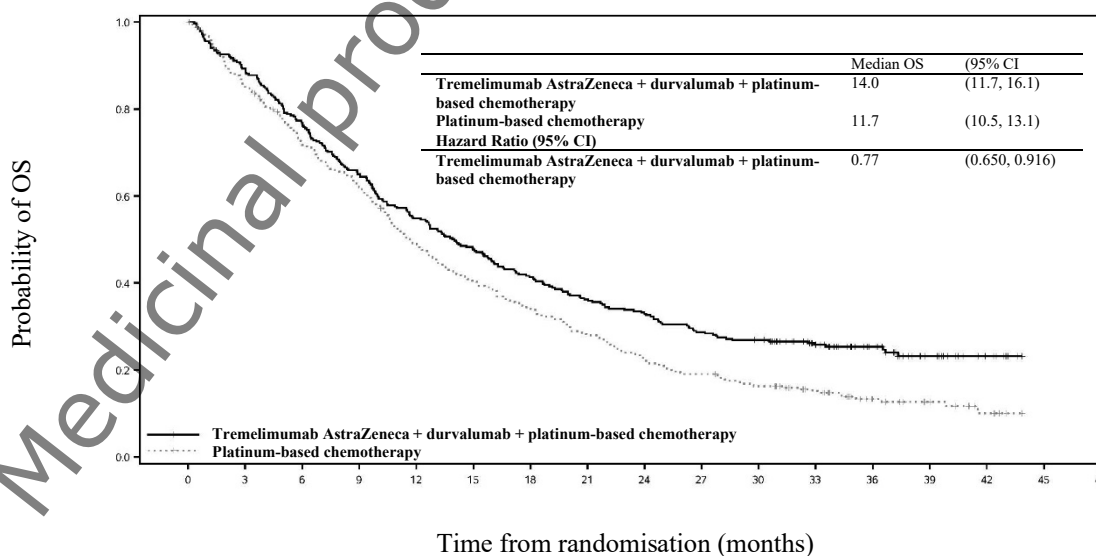
<sup>b</sup> HR are derived using a Cox pH model stratified by PD-L1, histology and disease stage.

<sup>c</sup> 2-sided p-value based on a log-rank test stratified by PD-L1, histology and disease stage.

<sup>d</sup> Confirmed Objective Response.

<sup>e</sup> Post-hoc analysis.

NR=Not Reached, CI=Confidence Interval

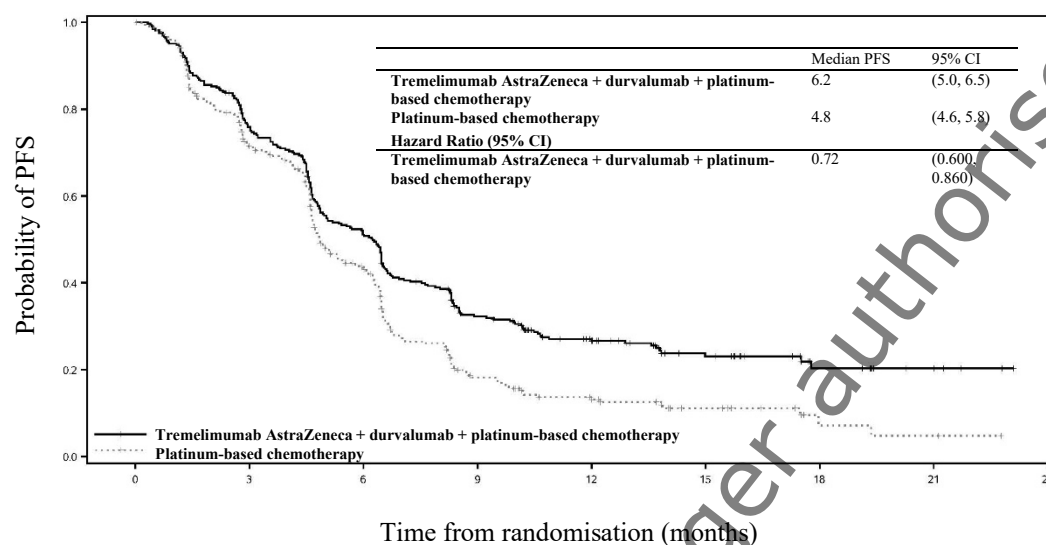
**Figure 1. Kaplan-Meier curve of OS**

Number of patients at risk																
Month	0	3	6	9	12	15	18	21	24	27	30	33	36	39	42	45
Tremelimumab AstraZeneca + durvalumab + platinum-based chemotherapy	338	298	256	217	183	159	137	120	109	95	88	64	41	20	9	0

Platinum-based chemotherapy

337 284 236 204 160 132 111 91 72 62 52 38 21 13 6 0

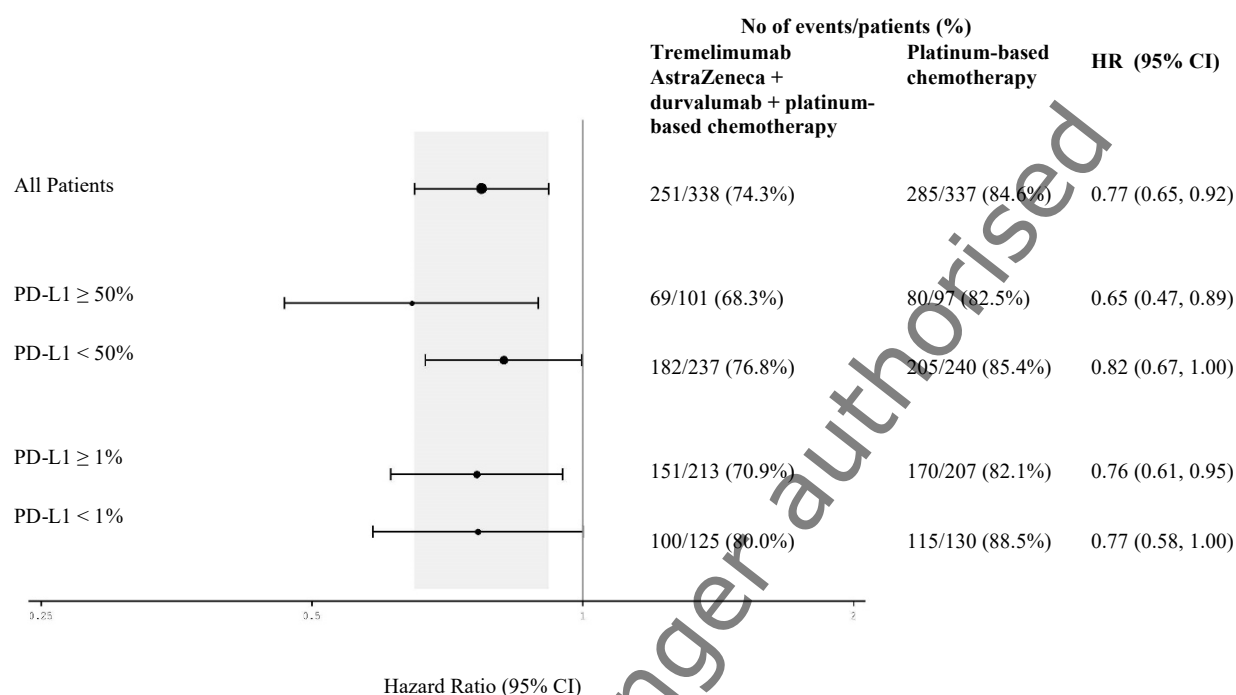
**Figure 2. Kaplan-Meier curve of PFS**



Number of patients at risk									
Month	0	3	6	9	12	15	18	21	24
Tremelimumab AstraZeneca + durvalumab + platinum-based chemotherapy	338	243	161	94	56	32	13	5	0
Platinum-based chemotherapy	337	219	121	43	23	12	3	2	0

Figure 3 summarises efficacy results of OS by tumour PD-L1 expression in prespecified subgroup analyses.

**Figure 3. Forest plot of OS by PD-L1 expression for Tremelimumab AstraZeneca + durvalumab + platinum-based chemotherapy vs. platinum-based chemotherapy**



### Elderly population

A total of 75 patients aged  $\geq 75$  years were enrolled in the Tremelimumab AstraZeneca in combination with durvalumab and platinum-based chemotherapy (n=35) and platinum-based chemotherapy only (n=40) arms of the POSEIDON study. An exploratory HR of 1.05 (95% CI: 0.64, 1.71) for OS was observed for Tremelimumab AstraZeneca in combination with durvalumab and platinum-based chemotherapy vs. platinum-based chemotherapy within this study subgroup. Due to the exploratory nature of this subgroup analysis no definitive conclusions can be drawn, but caution is suggested when considering this regimen for elderly patients.

### Paediatric population

The European Medicines Agency has deferred the obligation to submit the results of studies with Tremelimumab AstraZeneca in one or more subsets of the paediatric population in the treatment of malignant neoplasms (except central nervous system tumours, haematopoietic and lymphoid tissue neoplasms). See section 4.2 for information on paediatric use.

## **5.2 Pharmacokinetic properties**

The pharmacokinetics (PK) of tremelimumab was assessed as monotherapy and in combination with durvalumab and platinum-based chemotherapy.

The pharmacokinetics of tremelimumab was studied in patients with doses ranging from 75 mg to 750 mg (or 10 mg/kg) administered intravenously once every 4 or 12 weeks as monotherapy. PK exposure increased dose-proportionally (linear PK) at doses  $\geq 75$  mg. Steady-state was achieved at approximately 12 weeks. Based on population PK analysis that included 1605 patients who received tremelimumab monotherapy or in combination with durvalumab with or without chemotherapy in the dose range of  $\geq 75$  mg (or 1 mg/kg) every 3 or 4 weeks, the geometric mean steady-state volume of distribution ( $V_{ss}$ ) was 6.33 L. Tremelimumab clearance (CL) decreased over time in combination with durvalumab and chemotherapy resulting in a geometric mean steady-state clearance ( $CL_{ss}$ ) of 0.309 L/day; the decrease in  $CL_{ss}$  was not considered clinically relevant. The geometric mean terminal

half-life was approximately 14.2 days. The primary elimination pathways of tremelimumab are protein catabolism via reticuloendothelial system or target mediated disposition.

### Special populations

#### Age, gender, race

Age (22 - 97 years), body weight (34 - 149 kg), gender, positive anti-drug antibody (ADA) status, albumin levels, LDH levels, creatinine levels, tumour type, race or ECOG/WHO status had no clinically significant effect on the PK of tremelimumab.

#### Renal impairment

Mild (creatinine clearance (CrCL) 60 to 89 ml/min) and moderate renal impairment (creatinine clearance (CrCL) 30 to 59 ml/min) had no clinically significant effect on the PK of tremelimumab. The effect of severe renal impairment (CrCL 15 to 29 ml/min) on the PK of tremelimumab is unknown; the potential need for dose adjustment cannot be determined. However, as IgG monoclonal antibodies are not primarily cleared via renal pathways, a change in renal function is not expected to influence tremelimumab exposure.

#### Hepatic impairment

Mild hepatic impairment (bilirubin  $\leq$  ULN and AST  $>$  ULN or bilirubin  $>$  1.0 to 1.5  $\times$  ULN and any AST) had no clinically significant effect on the PK of tremelimumab. The effect of moderate hepatic impairment (bilirubin  $>$  1.5 to 3  $\times$  ULN and any AST) or severe hepatic impairment (bilirubin  $>$  3.0  $\times$  ULN and any AST) on the PK of tremelimumab is unknown; the potential need for dose adjustment cannot be determined. However, as IgG monoclonal antibodies are not primarily cleared via hepatic pathways, a change in hepatic function is not expected to influence tremelimumab exposure.

## **5.3 Preclinical safety data**

### Animal toxicology

In the chronic 6-month study in cynomolgus monkeys, treatment with tremelimumab was associated with dose-related incidence in persistent diarrhoea and skin rash, scabs and open sores, which were dose-limiting. These clinical signs were also associated with decreased appetite and body weight and swollen peripheral lymph nodes. Histopathological findings correlating with the observed clinical signs included reversible chronic inflammation in the cecum and colon, mononuclear cell infiltration in the skin and hyperplasia in lymphoid tissues.

A dose-dependent increase in the incidence and severity of mononuclear cell infiltration with or without mononuclear cell inflammation was observed in the salivary gland, pancreas (acinar), thyroid, parathyroid, adrenal, heart, esophagus, tongue, periportal liver area, skeletal muscle, prostate, uterus, pituitary, eye (conjunctiva, extra ocular muscles), and choroid plexus of the brain. No NOAEL was found in this study with animals treated with the lowest dose of 5 mg/kg/week requiring supportive care. This dose provided an exposure-based safety margin of 3 to clinical relevant exposure (taking species difference in potency into account).

### Carcinogenicity and mutagenicity

The carcinogenic and genotoxic potential of tremelimumab has not been evaluated.

### Reproductive toxicology

Mononuclear cell infiltration in prostate and uterus was observed in repeat dose toxicity studies. Since animal fertility studies have not been conducted with tremelimumab, the clinical relevance of these

findings for fertility is unknown. In reproduction studies, administration of tremelimumab to pregnant Cynomolgus monkeys during the period of organogenesis was not associated with maternal toxicity or effects pregnancy losses, foetal weights, or external, visceral, skeletal abnormalities or weights of selected foetal organs.

## **6. PHARMACEUTICAL PARTICULARS**

### **6.1 List of excipients**

Histidine  
Histidine hydrochloride monohydrate  
Trehalose dihydrate  
Disodium edetate dihydrate  
Polysorbate 80  
Water for injections

### **6.2 Incompatibilities**

In the absence of compatibility studies, this medicinal product must not be mixed with other medicinal products.

### **6.3 Shelf life**

#### Unopened vial

4 years

#### Diluted solution

Chemical and physical in-use stability has been demonstrated for up to 28 days at 2 °C to 8 °C and for up to 48 hours at room temperature (up to 25 °C) from the time of preparation.

From a microbiological point of view, the prepared solution for infusion should be used immediately. If not used immediately, in-use storage times and conditions prior to use are the responsibility of the user and would normally not be longer than 24 hours at 2 °C to 8 °C or 12 hours at room temperature (up to 25 °C), unless dilution has taken place in controlled and validated aseptic conditions.

Lack of microbial growth in the prepared solution for infusion has been demonstrated for up to 28 days at 2 °C to 8 °C and for up to 48 hours at room temperature (up to 25 °C) from the time of preparation.

### **6.4 Special precautions for storage**

Store in a refrigerator (2 °C-8 °C).

Do not freeze.

Store in the original package in order to protect from light.

For storage conditions after dilution of the medicinal product, see section 6.3.

### **6.5 Nature and contents of container**

1.25 ml of concentrate in a 2 ml Type 1 glass vial with an elastomeric stopper and a violet flip-off aluminum seal contains 25 mg tremelimumab. Pack size of 1 vial.

15 ml of concentrate in a 20 ml Type 1 glass vial with an elastomeric stopper and a dark blue flip-off aluminum seal contains 300 mg tremelimumab. Pack size of 1 vial.

Not all pack sizes may be marketed.

## 6.6 Special precautions for disposal and other handling

### Preparation of solution

Tremelimumab AstraZeneca is supplied as a single-dose vial and does not contain any preservatives, aseptic technique must be observed.

- Visually inspect medicinal product for particulate matter and discolouration. Tremelimumab AstraZeneca is clear to slightly opalescent, colourless to slightly yellow solution. Discard the vial if the solution is cloudy, discoloured or visible particles are observed. Do not shake the vial.
- Withdraw the required volume from the vial(s) of Tremelimumab AstraZeneca and transfer into an intravenous bag containing sodium chloride 9 mg/ml (0.9%) solution for injection, or glucose 50 mg/ml (5%) solution for injection. Mix diluted solution by gentle inversion. The final concentration of the diluted solution should be between 0.1 mg/ml and 10 mg/ml. Do not freeze or shake the solution.
- Care must be taken to ensure the sterility of prepared solutions.
- Do not re-enter the vial after withdrawal of the medicinal product.
- Discard any unused portion left in the vial.

### Administration

- Administer infusion solution intravenously over 60 minutes through an intravenous line containing a sterile, low-protein binding 0.2 or 0.22 micron in-line filter.
- Do not co-administer other medicinal products through the same infusion line.

### Disposal

Any unused medicinal product or waste material should be disposed of in accordance with local requirements.

## 7. MARKETING AUTHORISATION HOLDER

AstraZeneca AB  
SE-151 85 Södertälje  
Sweden

## 8. MARKETING AUTHORISATION NUMBERS

EU/1/22/1712/001 25 mg vial



EU/1/22/1712/002 300 mg vial

**9. DATE OF FIRST AUTHORISATION/RENEWAL OF THE AUTHORISATION**

**10. DATE OF REVISION OF THE TEXT**

Detailed information on this medicinal product is available on the website of the European Medicines Agency <http://www.ema.europa.eu>.

Medicinal product no longer authorised

## **ANNEX II**

- A. MANUFACTURER OF THE BIOLOGICAL ACTIVE SUBSTANCE AND MANUFACTURERS RESPONSIBLE FOR BATCH RELEASE**
- B. CONDITIONS OR RESTRICTIONS REGARDING SUPPLY AND USE**
- C. OTHER CONDITIONS AND REQUIREMENTS OF THE MARKETING AUTHORISATION**
- D. CONDITIONS OR RESTRICTIONS WITH REGARD TO THE SAFE AND EFFECTIVE USE OF THE MEDICINAL PRODUCT**

**A. MANUFACTURER OF THE BIOLOGICAL ACTIVE SUBSTANCE AND  
MANUFACTURER RESPONSIBLE FOR BATCH RELEASE**

Name and address of the manufacturer of the biological active substance

Boehringer Ingelheim Pharma GmbH & Co. KG  
Birkendorfer Strasse 65  
88397, Biberach An Der Riss  
Germany

Name and address of the manufacturer responsible for batch release

AstraZeneca AB  
Gärtunavägen  
SE-152 57 Södertälje  
Sweden

**B. CONDITIONS OR RESTRICTIONS REGARDING SUPPLY AND USE**

Medicinal product subject to restricted medical prescription (see Annex I: Summary of Product Characteristics, section 4.2).

**C. OTHER CONDITIONS AND REQUIREMENTS OF THE MARKETING  
AUTHORISATION**

- **Periodic safety update reports (PSURs)**

The requirements for submission of PSURs for this medicinal product are set out in the list of Union reference dates (EURD list) provided for under Article 107c(7) of Directive 2001/83/EC and any subsequent updates published on the European medicines web-portal.

The marketing authorisation holder (MAH) shall submit the first PSUR for this product within 6 months following authorisation.

**D. CONDITIONS OR RESTRICTIONS WITH REGARD TO THE SAFE AND  
EFFECTIVE USE OF THE MEDICINAL PRODUCT**

- **Risk management plan (RMP)**

The MAH shall perform the required pharmacovigilance activities and interventions detailed in the agreed RMP presented in Module 1.8.2 of the marketing authorisation and any agreed subsequent updates of the RMP.

An updated RMP should be submitted:

- At the request of the European Medicines Agency;
- Whenever the risk management system is modified, especially as the result of new information being received that may lead to a significant change to the benefit/risk profile or as the result of an important (pharmacovigilance or risk minimisation) milestone being reached.

- **Additional risk minimisation measures**

Prior to the launch of Tremelimumab AstraZeneca in each Member State the MAH will agree about the content and format of the educational programme, including communication media, distribution modalities, and any other aspects of the programme, with the National Competent Authority.

The additional risk minimisation measure is aimed at increasing awareness and providing information concerning the symptoms of immune-mediated adverse reactions.

The MAH shall ensure that in each Member State where Tremelimumab AstraZeneca is marketed, all physicians who are expected to use Tremelimumab AstraZeneca have access to/are provided with the following to provide to their patients:

- Patient card

Key messages of the Patient Card include:

- A warning that immune-mediated adverse reactions (in lay terms) may occur and that they can be serious
- A description of the symptoms of immune-mediated adverse reactions
- A reminder to contact a healthcare professional provider immediately to discuss signs and symptoms
- Space for contact details of the prescriber
- A reminder to carry the card at all times.

Medicinal product no longer authorised

**ANNEX III**  
**LABELLING AND PACKAGE LEAFLET**

Medicinal product no longer authorised

#### **A. LABELLING**

**PARTICULARS TO APPEAR ON THE OUTER PACKAGING****OUTER CARTON****1. NAME OF THE MEDICINAL PRODUCT**

Tremelimumab AstraZeneca 20 mg/ml concentrate for solution for infusion  
tremelimumab

**2. STATEMENT OF ACTIVE SUBSTANCE(S)**

One ml of concentrate contains 20 mg of tremelimumab.  
One vial of 1.25 ml of concentrate contains 25 mg of tremelimumab.  
One vial of 15 ml of concentrate contains 300 mg of tremelimumab.

**3. LIST OF EXCIPIENTS**

Excipients: histidine, histidine hydrochloride monohydrate, trehalose dihydrate, disodium edetate dihydrate, polysorbate 80, water for injections.

**4. PHARMACEUTICAL FORM AND CONTENTS**

Concentrate for solution for infusion

25 mg/1.25 ml

300 mg/15 ml

1 vial

**5. METHOD AND ROUTE(S) OF ADMINISTRATION**

Intravenous use  
Read the package leaflet before use.  
For single use only

**6. SPECIAL WARNING THAT THE MEDICINAL PRODUCT MUST BE STORED OUT OF THE SIGHT AND REACH OF CHILDREN**

Keep out of the sight and reach of children.

**7. OTHER SPECIAL WARNING(S), IF NECESSARY****8. EXPIRY DATE**

EXP

**9. SPECIAL STORAGE CONDITIONS**

Store in a refrigerator.

Do not freeze.

Store in the original package in order to protect from light.

**10. SPECIAL PRECAUTIONS FOR DISPOSAL OF UNUSED MEDICINAL PRODUCTS OR WASTE MATERIALS DERIVED FROM SUCH MEDICINAL PRODUCTS, IF APPROPRIATE****11. NAME AND ADDRESS OF THE MARKETING AUTHORISATION HOLDER**

AstraZeneca AB  
SE-151 85 Södertälje  
Sweden

**12. MARKETING AUTHORISATION NUMBER(S)**

EU/1/22/1712/001 25 mg vial  
EU/1/22/1712/002 300 mg vial

**13. BATCH NUMBER**

Lot

**14. GENERAL CLASSIFICATION FOR SUPPLY****15. INSTRUCTIONS ON USE****16. INFORMATION IN BRAILLE**

Justification for not including Braille accepted.

**17. UNIQUE IDENTIFIER – 2D BARCODE**

2D barcode carrying the unique identifier included.

**18. UNIQUE IDENTIFIER – HUMAN READABLE DATA**

PC  
SN  
NN



**MINIMUM PARTICULARS TO APPEAR ON SMALL IMMEDIATE PACKAGING UNITS****VIAL LABEL****1. NAME OF THE MEDICINAL PRODUCT AND ROUTE(S) OF ADMINISTRATION**

Tremelimumab AstraZeneca 20 mg/ml sterile concentrate  
tremelimumab  
IV

**2. METHOD OF ADMINISTRATION****3. EXPIRY DATE**

EXP

**4. BATCH NUMBER**

Lot

**5. CONTENTS BY WEIGHT, BY VOLUME OR BY UNIT**

25 mg/1.25 ml  
300 mg/15 ml

**6. OTHER**

AstraZeneca

Medicinal product no longer authorised

**B. PACKAGE LEAFLET**

## Package leaflet: Information for the patient

### Tremelimumab AstraZeneca 20 mg/ml concentrate for solution for infusion tremelimumab

▼ This medicine is subject to additional monitoring. This will allow quick identification of new safety information. You can help by reporting any side effects you may get. See the end of section 4 for how to report side effects.

**Read all of this leaflet carefully before you are given this medicine because it contains important information for you.**

- Keep this leaflet. You may need to read it again.
- If you have any further questions, ask your doctor.
- If you get any side effects, talk to your doctor. This includes any possible side effects not listed in this leaflet. See section 4.

#### What is in this leaflet

1. What Tremelimumab AstraZeneca is and what it is used for
2. What you need to know before you are given Tremelimumab AstraZeneca
3. How you are given Tremelimumab AstraZeneca
4. Possible side effects
5. How to store Tremelimumab AstraZeneca
6. Contents of the pack and other information

#### 1. What Tremelimumab AstraZeneca is and what it is used for

Tremelimumab AstraZeneca is an anti-cancer medicine. It contains the active substance tremelimumab, which is a type of medicine called a *monoclonal antibody*. This medicine is designed to recognise a specific target substance in the body. Tremelimumab AstraZeneca works by helping your immune system fight your cancer.

Tremelimumab AstraZeneca is used to treat a type of lung cancer (advanced non-small cell lung cancer) in adults. It will be used in combination with other anti-cancer medicines (durvalumab and chemotherapy).

As Tremelimumab AstraZeneca will be given in combination with other anti-cancer medicines, it is important that you also read the package leaflet for these other medicines. If you have any questions about how Tremelimumab AstraZeneca works or why this medicine has been prescribed for you, ask your doctor or pharmacist.

#### 2. What you need to know before you are given Tremelimumab AstraZeneca

##### You should not be given Tremelimumab AstraZeneca

- if you are allergic to tremelimumab or any of the other ingredients of this medicine (listed in section 6). Talk to your doctor if you are not sure.

##### Warnings and precautions

Talk to your doctor before you are given Tremelimumab AstraZeneca if:

- you have an autoimmune disease (an illness where the body's immune system attacks its own cells);
- you have had an organ transplant;
- you have lung problems or breathing problems;

- you have liver problems.

**Talk to your doctor** before you are given Tremelimumab AstraZeneca if any of these could apply to you.

When you are given Tremelimumab AstraZeneca, you can have some **serious side effects**.

Your doctor may give you other medicines that prevent more severe complications and to help reduce your symptoms. Your doctor may delay the next dose of Tremelimumab AstraZeneca or stop your treatment with Tremelimumab AstraZeneca. **Talk to your doctor straight away** if you get any of the following side effects:

- new or worsening cough; shortness of breath; chest pain (may be signs of **lung** inflammation)
- feeling sick (nausea) or vomiting; feeling less hungry; pain on the right side of your stomach; yellowing of skin or whites of eyes; drowsiness; dark urine or bleeding or bruising more easily than normal may be signs of **liver** inflammation)
- diarrhoea or more bowel movements than usual; stools that are black, tarry or sticky with blood or mucus; severe stomach pain or tenderness (may be signs of **bowel** inflammation, or a hole in the bowel)
- fast heart rate; extreme tiredness; weight gain or weight loss; dizziness or fainting; hair loss; feeling cold; constipation; headaches that will not go away or unusual headaches (may be signs of **glands** being inflamed, especially the thyroid, adrenal, pituitary or pancreas)
- feeling more hungry or thirsty than usual; passing urine more often than usual; high blood sugar; fast and deep breathing; confusion; a sweet smell to your breath; a sweet or metallic taste in your mouth or a different odour to your urine or sweat (may be signs of **diabetes**)
- decrease in the amount of urine you pass (may be sign of **kidney** inflammation)
- rash; itching; skin blistering or ulcers in the mouth or on other moist surfaces (may be signs of **skin** inflammation)
- chest pain; shortness of breath; irregular heartbeat (may be signs of **heart muscle** inflammation)
- muscle pain or weakness or rapid tiring of the muscles (may be signs of inflammation or other problems of the **muscles**)
- chills or shaking, itching or rash, flushing, shortness of breath or wheezing, dizziness or fever (may be signs of **infusion-related reactions**)
- seizures; neck stiffness; headache; fever, chills; vomiting; eye sensitivity to light; confusion and sleepiness (may be signs of inflammation of the **brain** or the membrane around the brain and **spinal cord**)
- pain; weakness and paralysis in the hands, feet or arms (may be signs of inflammation of the **nerves**, Guillain-Barre syndrome)
- bleeding (from the nose or gums) and/or bruising (may be signs of **low blood platelets**)

**Talk to your doctor straight away** if you have any of the symptoms listed above.

### **Children and adolescents**

Tremelimumab AstraZeneca should not be used in children and adolescents below 18 years of age.

### **Other medicines and Tremelimumab AstraZeneca**

Tell your doctor if you are taking, have recently taken or might take any other medicines. This includes herbal medicines and medicines obtained without a prescription.

### **Pregnancy and fertility**

This medicine is **not recommended during pregnancy**. Tell your doctor if you are pregnant, think you may be pregnant or are planning to have a baby. If you are a woman who could become pregnant you must use effective contraception while you are being treated with Tremelimumab AstraZeneca and for at least 3 months after your last dose.

### **Breast-feeding**

Tell your doctor if you are breast-feeding. It is not known if Tremelimumab AstraZeneca passes into human breast milk.

You may be advised to not breast-feed during treatment and for at least 3 months after your last dose.

### **Driving and using machines**

Tremelimumab AstraZeneca is not likely to affect you being able to drive and use machines. However, if you have side effects that affect your ability to concentrate and react, you should be careful when driving or operating machines.

### **Tremelimumab AstraZeneca has a low sodium content**

Tremelimumab AstraZeneca contains less than 1 mmol sodium (23 mg) in each dose, that is to say essentially sodium-free.

## **3. How you are given Tremelimumab AstraZeneca**

Tremelimumab AstraZeneca will be given to you in a hospital or clinic under the supervision of an experienced doctor.

It is given in combination with durvalumab and chemotherapy.

The recommended dose:

- If you weigh 34 kg or more the dose is 75 mg every 3 weeks
- If you weigh less than 34 kg, the dose will be 1 mg per kg of your body weight every 3 weeks

Your doctor will give you Tremelimumab AstraZeneca as a drip into your vein (an infusion) for about 1 hour.

You will usually have a total of 5 doses of Tremelimumab AstraZeneca. The first 4 doses are given in week 1, 4, 7 and 10. The fifth dose is usually then given 6 weeks later, in week 16. Your doctor will decide exactly how many treatments you need.

When Tremelimumab AstraZeneca is given in combination with durvalumab and chemotherapy, you will be given Tremelimumab AstraZeneca first then durvalumab and then chemotherapy.

### **If you miss an appointment to get Tremelimumab AstraZeneca**

It is very important that you do not miss a dose of this medicine. If you miss an appointment, **call your doctor straight away** to reschedule your appointment.

If you have any further questions about your treatment, ask your doctor.

## **4. Possible side effects**

Like all medicines, this medicine can cause side effects, although not everybody gets them.

When you get Tremelimumab AstraZeneca, you can have some serious side effects. **See section 2** for a detailed list of these.

Talk to your doctor straight away if you get any of the following side effects, that have been reported in a clinical study with patients receiving Tremelimumab AstraZeneca in combination with durvalumab and chemotherapy:

### **Very common (may affect more than 1 in 10 people)**

- Infections of the upper respiratory tract
- lung infection (pneumonia)
- low number of red blood cells

- low number of white blood cells
- low number of platelets
- underactive thyroid gland that can cause tiredness or weight gain
- decrease in appetite
- cough
- nausea
- diarrhoea
- vomiting
- constipation
- abnormal liver tests (aspartate aminotransferase increased; alanine aminotransferase increased)
- hair loss
- skin rash
- itchiness
- joint pain (arthralgia)
- feeling tired or weak
- fever

**Common (may affect up to 1 in 10 people)**

- flu-like illness
- fungal infection in the mouth
- low number of white blood cells with signs of fever
- low number of red blood cells, white blood cells, and platelets (pancytopenia)
- overactive thyroid gland that can cause fast heart rate or weight loss
- decreased levels of hormones produced by the adrenal glands that can cause tiredness
- underactive pituitary gland; inflammation of pituitary gland
- inflammation of thyroid gland (thyroiditis)
- inflammation of the lungs (pneumonitis)
- hoarse voice (dysphonia)
- inflammation of the mouth or lips
- abnormal pancreas function tests
- stomach pain
- inflammation of the gut or intestine (colitis)
- inflammation of the pancreas (pancreatitis)
- inflammation of the liver that can cause nausea or feeling less hungry (hepatitis)
- muscle pain (myalgia)
- abnormal kidney function tests (blood creatinine increased)
- painful urination (dysuria)
- swelling of legs (oedema peripheral)
- reaction to the infusion of the medicine that can cause fever or flushing

**Uncommon (may affect up to 1 in 100 people)**

- tooth and mouth soft tissue infections
- low number of platelets with signs of excessive bleeding and bruising (immune thrombocytopenia)
- diabetes insipidus
- type 1 diabetes mellitus
- inflammation of the brain (encephalitis)
- inflammation of the heart (myocarditis)
- scarring of lung tissue
- blistering of the skin
- night sweats
- inflammation of the skin
- inflammation of the muscle (myositis)
- inflammation of the muscles and vessels

- inflammation of the kidneys (nephritis) that can decrease the amount of your urine
- Inflammation of the bladder (cystitis). Signs and symptoms may include frequent and/or painful urination, urge to pass urine, blood in urine, pain or pressure in lower abdomen.

**Other side effects that have been reported with frequency not known (cannot be estimated from the available data)**

- a condition in which the muscles become weak and there is a rapid fatigue of the muscles (myasthenia gravis)
- inflammation of the nerves (Guillain-Barré syndrome)
- inflammation of the membrane around the spinal cord and brain (meningitis)
- hole in the bowel (intestinal perforation)

Talk to your doctor straight away if you get any of the side effects listed above.

**Reporting of side effects**

If you get any side effects, talk to your doctor. This includes any possible side effects not listed in this leaflet. You can also report side effects directly via the national reporting system listed in [Appendix V](#). By reporting side effects you can help provide more information on the safety of this medicine.

**5. How to store Tremelimumab AstraZeneca**

Tremelimumab AstraZeneca will be given to you in a hospital or clinic and the healthcare professional will be responsible for its storage.

Keep this medicine out of the sight and reach of children.

Do not use this medicine after the expiry date which is stated on the carton and vial label after EXP. The expiry date refers to the last day of that month.

Store in a refrigerator (2 °C-8 °C).

Do not freeze.

Store in the original package in order to protect from light.

Do not use if this medicine is cloudy, discoloured or contains visible particles.

Do not store any unused portion of the infusion solution for re-use. Any unused medicine or waste material should be disposed of in accordance with local requirements.

**6. Contents of the pack and other information**

**What Tremelimumab AstraZeneca contains**

The active substance is tremelimumab.

Each ml of concentrate for solution for infusion contains 20 mg of tremelimumab.

Each vial contains either 300 mg of tremelimumab in 15 ml of concentrate or 25 mg of tremelimumab in 1.25 ml of concentrate.

The other ingredients are: histidine, histidine hydrochloride monohydrate, trehalose dihydrate, disodium edetate dihydrate (see section 2 “Tremelimumab AstraZeneca has a low sodium content”), polysorbate 80, water for injections.

### **What Tremelimumab AstraZeneca looks like and contents of the pack**

Tremelimumab AstraZeneca concentrate for solution for infusion (sterile concentrate) is a sterile, preservative-free, clear to slightly opalescent, colourless to slightly yellow solution, free from visible particles.

It is available in packs containing either 1 glass vial of 1.25 ml of concentrate or 1 glass vial of 15 ml of concentrate.

Not all pack sizes may be marketed.

### **Marketing Authorisation Holder**

AstraZeneca AB  
SE-151 85 Södertälje  
Sweden

### **Manufacturer**

AstraZeneca AB  
Gärtunavägen  
SE-152 57 Södertälje  
Sweden

For any information about this medicine, please contact the local representative of the Marketing Authorisation Holder:

#### **België/Belgique/Belgien**

AstraZeneca S.A./N.V.  
Tel: +32 2 370 48 11

#### **Lietuva**

UAB AstraZeneca Lietuva  
Tel: +370 5 2660550

#### **България**

АстраЗенека България ЕООД  
Тел.: +359 24455000

#### **Luxembourg/Luxemburg**

AstraZeneca S.A./N.V.  
Tél/Tel: +32 2 370 48 11

#### **Česká republika**

AstraZeneca Czech Republic s.r.o.  
Tel: +420 222 807 111

#### **Magyarország**

AstraZeneca Kft.  
Tel.: +36 1 883 6500

#### **Danmark**

AstraZeneca A/S  
Tlf: +45 43 66 64 62

#### **Malta**

Associated Drug Co. Ltd  
Tel: +356 2277 8000

#### **Deutschland**

AstraZeneca GmbH  
Tel: +49 40 809034100

#### **Nederland**

AstraZeneca BV  
Tel: +31 79 363 2222

#### **Eesti**

AstraZeneca  
Tel: +372 6549 600

#### **Norge**

AstraZeneca AS  
Tlf: +47 21 00 64 00

#### **Ελλάδα**

AstraZeneca A.E.  
Τηλ: +30 210 6871500

#### **Österreich**

AstraZeneca Österreich GmbH  
Tel: +43 1 711 31 0

#### **España**

AstraZeneca Farmacéutica Spain, S.A.  
Tel: +34 91 301 91 00

#### **Polska**

AstraZeneca Pharma Poland Sp. z o.o.  
Tel.: +48 22 245 73 00

#### **France**

AstraZeneca

#### **Portugal**

AstraZeneca Produtos Farmacêuticos, Lda.



Tél: +33 1 41 29 40 00

Tel: +351 21 434 61 00

**Hrvatska**

AstraZeneca d.o.o.  
Tel: +385 1 4628 000

**România**

AstraZeneca Pharma SRL  
Tel: +40 21 317 60 41

**Ireland**

AstraZeneca Pharmaceuticals (Ireland)  
DAC  
Tel: +353 1609 7100

**Slovenija**

AstraZeneca UK Limited  
Tel: +386 1 51 35 600

**Ísland**

Vistor hf.  
Sími: +354 535 7000

**Slovenská republika**

AstraZeneca AB, o.z.  
Tel: +421 2 5737 7777

**Italia**

AstraZeneca S.p.A.  
Tel: +39 02 9801 1

**Suomi/Finland**

AstraZeneca Oy  
Puh/Tel: +358 10 23 010

**Κύπρος**

Αλέκτωρ Φαρμακευτική Λτδ  
Τηλ: +357 22490305

**Sverige**

AstraZeneca AB  
Tel: +46 8 553 26 000

**Latvija**

SIA AstraZeneca Latvija  
Tel: +371 67377100

**United Kingdom (Northern Ireland)**

AstraZeneca UK Ltd  
Tel: +44 1582 836 836

**This leaflet was last revised in**

**Other sources of information**

Detailed information on this medicine is available on the European Medicines Agency web site:  
<http://www.ema.europa.eu>

The following information is intended for healthcare professionals only:

**Preparation and administration of the infusion**

- Parenteral medicinal products should be inspected visually for particulate matter and discolouration prior to administration. The concentrate is a clear to opalescent, colourless to slightly yellow solution, free from visible particles. Discard the vial if the solution is cloudy, discoloured or visible particles are observed.
- Do not shake the vial.
- Withdraw the required volume of concentrate from the vial(s) and transfer into an intravenous bag containing sodium chloride 9 mg/ml (0.9%) solution for injection, or glucose 50 mg/ml (5%) solution for injection, to prepare a diluted solution with a final concentration ranging from 0.1 to 10 mg/ml. Mix diluted solution by gentle inversion.
- Use the medicinal product immediately once diluted. The diluted solution must not be frozen. If not used immediately, the total time from vial puncture to start of the administration should not exceed 24 hours at 2 °C to 8 °C or 12 hours at room temperature (up to 25 °C). If refrigerated, intravenous bags must be allowed to come to room temperature prior to use. Administer the infusion solution intravenously over 1 hour using a sterile, low-protein binding 0.2 or 0.22 micron in-line filter.

- Do not co-administer other medicinal products through the same infusion line.
- Tremelimumab AstraZeneca is single dose. Discard any unused portion left in the vial.

Any unused medicinal product or waste material should be disposed of in accordance with local requirements.

Medicinal product no longer authorised