

Monitoring of Sales of Veterinary Antimicrobial Agents in the UK

Dr Nick Renn
Dr Kay Goodyear
Veterinary Medicines Directorate



ASSURING THE SAFETY, QUALITY AND EFFICACY
OF VETERINARY MEDICINES



BACKGROUND

- o 1999 – Advisory Committee on the Microbiological Safety of Food (ACMSF) recommended that VMD should publish data on volume of veterinary antimicrobials used in the UK.
- o In the UK there is no system which collects veterinary prescription data.
- o Used manufacturers' sales data.



BACKGROUND (ii)

- o 1998 - 2004 data provided on voluntary basis.
- o 2005 - implemented Art 27a of Directive 2001/82/EC *as amended* to make the provision of data a statutory requirement: in the Veterinary Medicines Regulations 2005 *et seq.*
- o Annually publish the previous year's data on sales of veterinary antimicrobials.



DATA COLLECTION

- In April: write to every manufacturer with a Marketing Authorisation for any antimicrobial for the collection year.
- Asked to provide sales for each product in a specific format:

Product (Name)	Active Ingredient	Concentration	Unit Size	Quantity Sold	Volume of Product	Quantity of Active Ingredient
A	Neomycin	100mg/kg	1 x 10Kg	40,000	40,000	40,000
B	Sulphadiazine	50mg/ml	20 x 100ml	100,000	2,000,000	100
C	Trimethoprim	10mg/ml	20 x 100ml	100,000	2,000,000	20



DATA COLLECTION (ii)

- o All Company data are collated into a spreadsheet
- o Additional data are added to the spreadsheet for each product, including:
 - o Administration Method
 - o Chemical Class
 - o Species on the Marketing Authorisation
- o The data are QA checked before any calculations are performed



For each product

- Calculate the quantity of antimicrobial
- Apply a correction factor to account for the antimicrobial activity of the antimicrobial molecule
- Report tonnes of active ingredient



Results

2008 report covered:

- o 370 products.
- o Approx 490 data entries/calculations.
- o 5 food-producing species.
- o 3 key pet animals
- o plus other minor species.



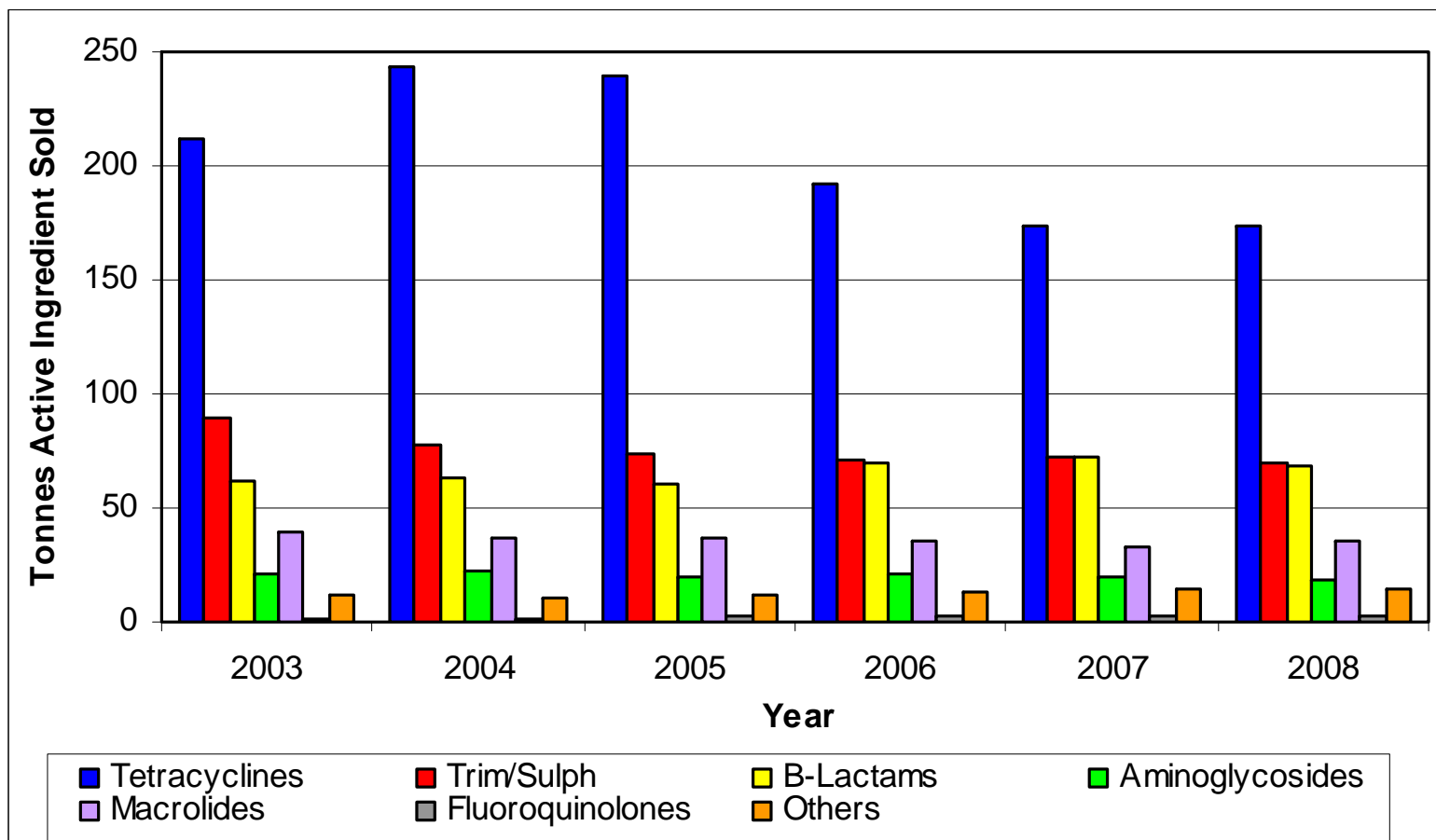
DATA REPORTING

Data are broken down by eg:


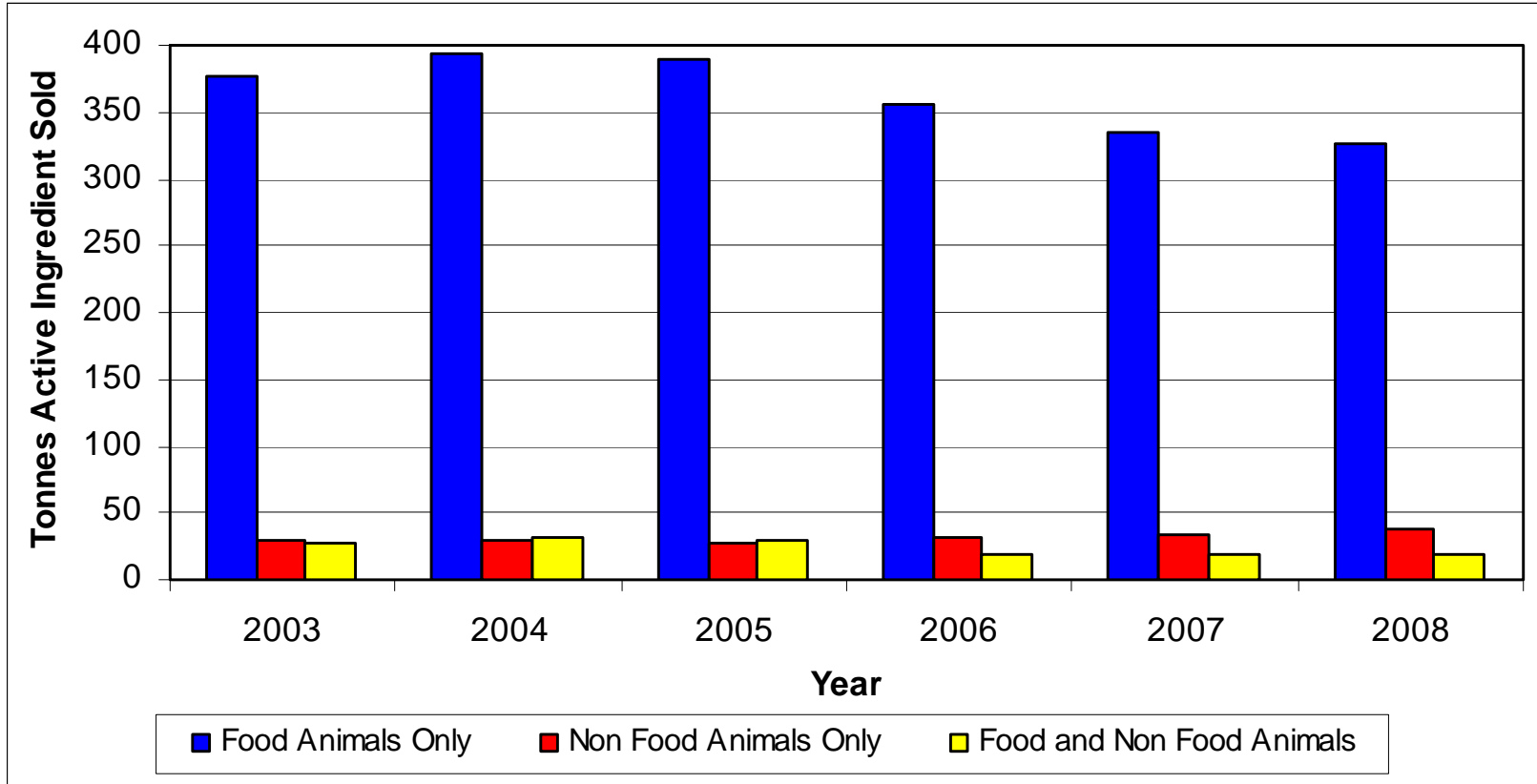
- o POM/SFA (distribution category)
- o Numbers of Products Sold
- o Chemical Class
- o Individual Animal Species
- o Route of Administration
- o Food and Non-Food Producing Animals
- o Relations to Meat and Milk Production



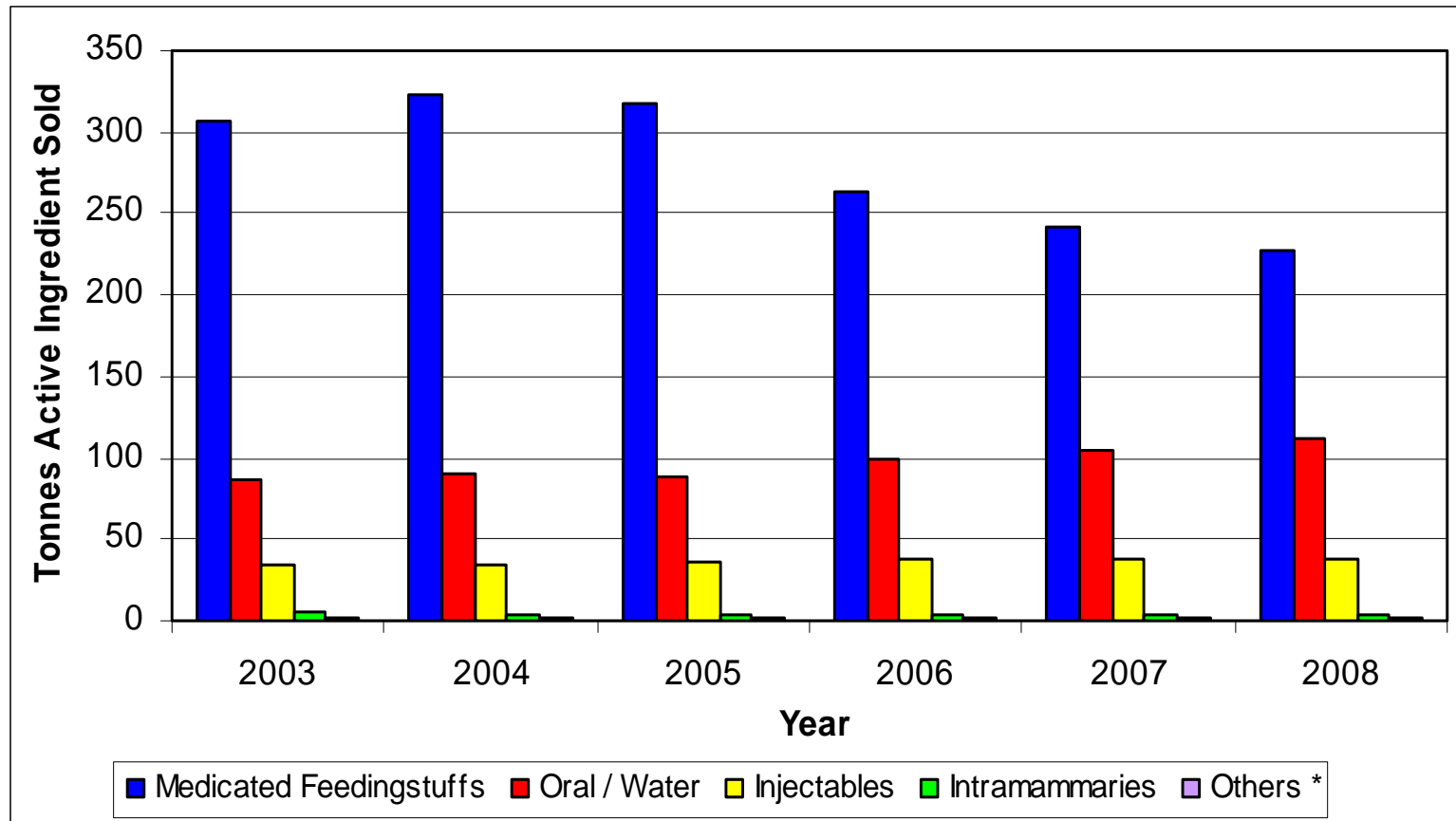
Antimicrobial Class



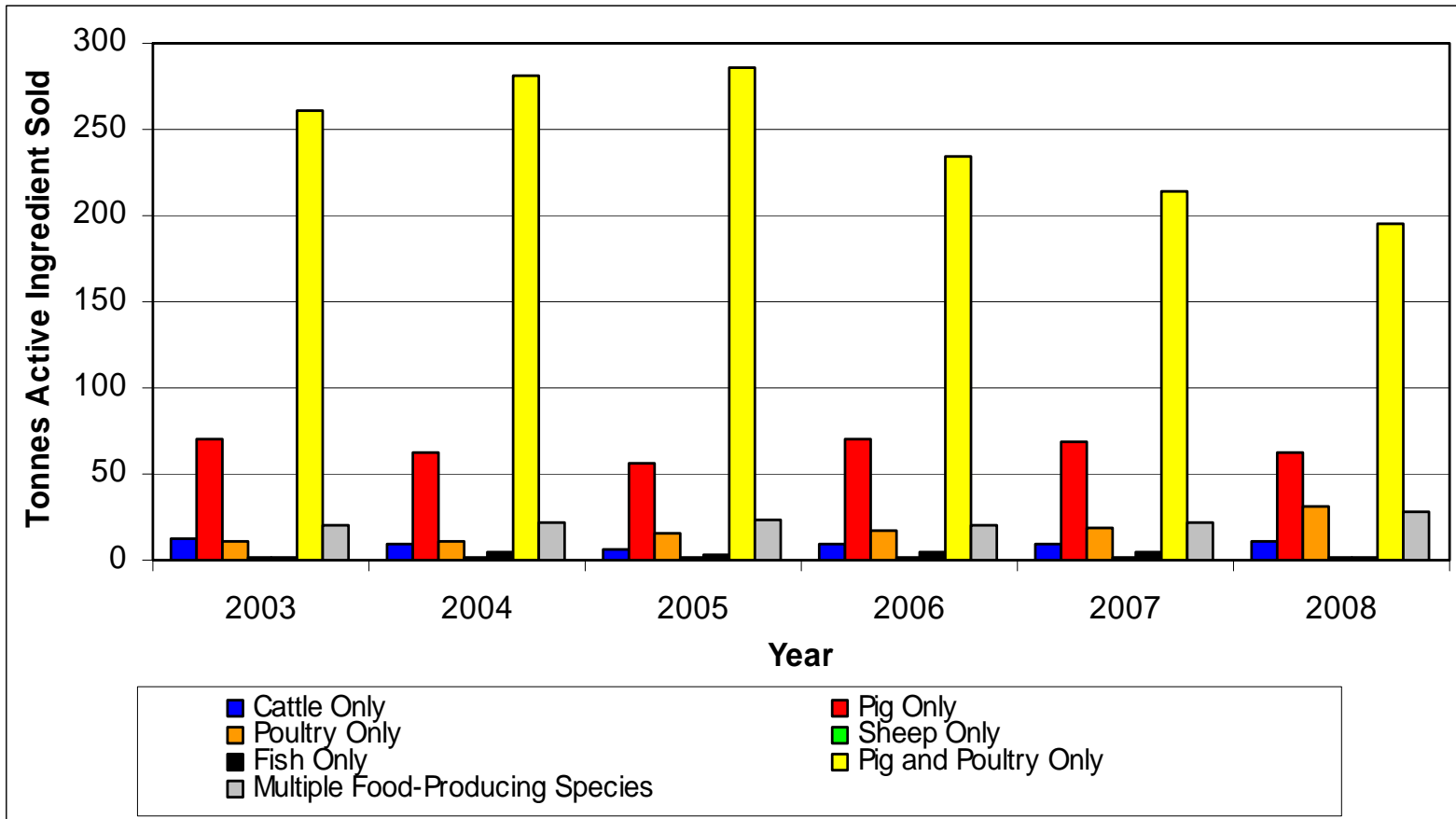
Food and other animals



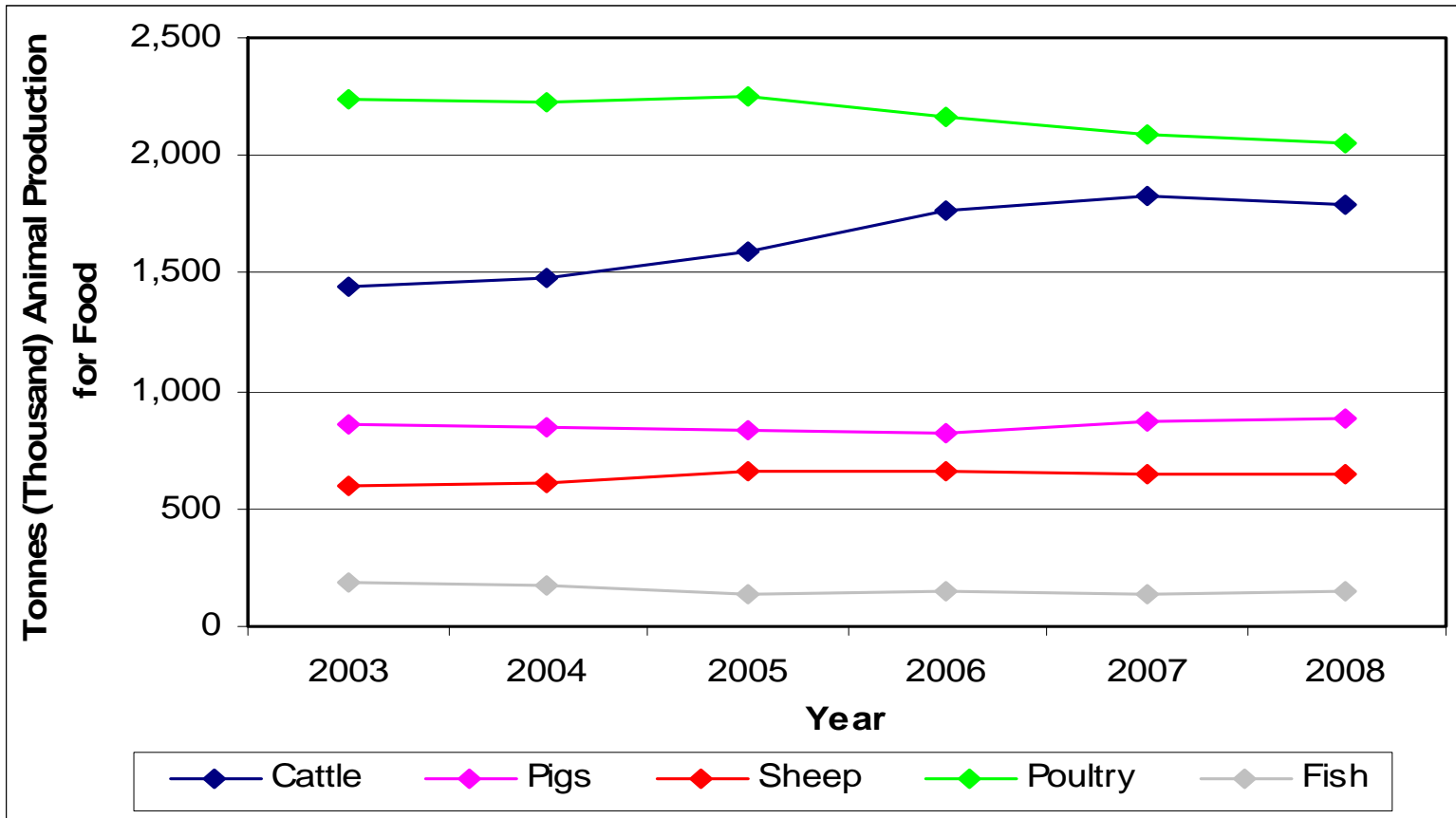
Route of administration



Amounts by sector



Animal Production



Conclusion

- o The approach provides for most policy issues
- o 11 reports published to date and available on web site (www.vmd.gov.uk)
- o Enhancing the report year on year to make it more meaningful to stakeholders
- o 2009 data collection will start in April 2010 and will be published in 2010



DATA CALCULATIONS

Product	Product X
Active Ingredient	Chlortetracycline hydrochloride
Concentration	73.2g/1Kg
Sales	5,000
Pack Size	22.5 Kg
Proportion A.I.	73.2/1000 i.e. 0.0732
Factor	0.93

Calculation of Kg A.I. sold therefore is:

$$5,000 \times 22.5 \times 0.0732 \times 0.93 = 7658.5\text{Kg}$$

