

**ANNEX I**  
**SUMMARY OF PRODUCT CHARACTERISTICS**

## 1. NAME OF THE MEDICINAL PRODUCT

IMBRUVICA 140 mg hard capsules

## 2. QUALITATIVE AND QUANTITATIVE COMPOSITION

Each hard capsule contains 140 mg of ibrutinib.

For the full list of excipients, see section 6.1.

## 3. PHARMACEUTICAL FORM

Hard capsule (capsule).

White opaque, hard capsule of 22 mm in length, marked with “ibr 140 mg” in black ink.

## 4. CLINICAL PARTICULARS

### 4.1 Therapeutic indications

IMBRUVICA as a single agent is indicated for the treatment of adult patients with relapsed or refractory mantle cell lymphoma (MCL).

IMBRUVICA as a single agent or in combination with rituximab or obinutuzumab or venetoclax is indicated for the treatment of adult patients with previously untreated chronic lymphocytic leukaemia (CLL) (see section 5.1).

IMBRUVICA as a single agent or in combination with bendamustine and rituximab (BR) is indicated for the treatment of adult patients with CLL who have received at least one prior therapy.

IMBRUVICA as a single agent is indicated for the treatment of adult patients with Waldenström’s macroglobulinaemia (WM) who have received at least one prior therapy, or in first line treatment for patients unsuitable for chemo-immunotherapy. IMBRUVICA in combination with rituximab is indicated for the treatment of adult patients with WM.

### 4.2 Posology and method of administration

Treatment with this medicinal product should be initiated and supervised by a physician experienced in the use of anticancer medicinal products.

#### Posology

##### *MCL*

The recommended dose for the treatment of MCL is 560 mg (four capsules) once daily.

##### *CLL and WM*

The recommended dose for the treatment of CLL and WM, either as a single agent or in combination, is 420 mg (three capsules) once daily (for details of the combination regimens, see section 5.1).

Treatment with IMBRUVICA should continue until disease progression or no longer tolerated by the patient. In combination with venetoclax for the treatment of CLL, IMBRUVICA should be administered as a single agent for 3 cycles (1 cycle is 28 days), followed by 12 cycles of IMBRUVICA plus venetoclax. See the venetoclax Summary of Product Characteristics (SmPC) for full venetoclax dosing information.

When administering IMBRUVICA in combination with anti-CD20 therapy, it is recommended to administer IMBRUVICA prior to anti-CD20 therapy when given on the same day.

Dose adjustments

Moderate and strong CYP3A4 inhibitors increase the exposure of ibrutinib (see sections 4.4 and 4.5).

The dose of ibrutinib should be reduced to 280 mg once daily (two capsules) when used concomitantly with moderate CYP3A4 inhibitors.

The dose of ibrutinib should be reduced to 140 mg once daily (one capsule) or withheld for up to 7 days when it is used concomitantly with strong CYP3A4 inhibitors.

IMBRUVICA therapy should be withheld for any new onset or worsening grade 2 cardiac failure, grade 3 cardiac arrhythmias, grade  $\geq 3$  non-haematological toxicity, grade 3 or greater neutropenia with infection or fever, or grade 4 haematological toxicities. Once the symptoms of the toxicity have resolved to grade 1 or baseline (recovery), resume IMBRUVICA therapy at the recommended dose as per the tables below.

Recommended dose modifications for non-cardiac events are described below:

Events <sup>†</sup>	Toxicity occurrence	MCL dose modification after recovery	CLL/WM dose modification after recovery
Grade 3 or 4 non-haematological toxicities	First*	restart at 560 mg daily	restart at 420 mg daily
	Second	restart at 420 mg daily	restart at 280 mg daily
Grade 3 or 4 neutropenia with infection or fever	Third	restart at 280 mg daily	restart at 140 mg daily
	Fourth	discontinue IMBRUVICA	discontinue IMBRUVICA

<sup>†</sup> Grading based on National Cancer Institute-Common Terminology Criteria for Adverse Events (NCI-CTCAE) criteria, or International Workshop on Chronic Lymphocytic Leukemia (IWCLL) criteria for hematologic toxicities in CLL/SLL.

\* When resuming treatment, restart at the same or lower dose based on benefit-risk evaluation. If the toxicity reoccurs, reduce daily dose by 140 mg.

Recommended dose modifications for events of cardiac failure or cardiac arrhythmias are described below:

Events	Toxicity occurrence	MCL dose modification after recovery	CLL/WM dose modification after recovery
Grade 2 cardiac failure	First	restart at 420 mg daily	restart at 280 mg daily
	Second	restart at 280 mg daily	restart at 140 mg daily
	Third	discontinue IMBRUVICA	
Grade 3 cardiac arrhythmias	First	restart at 420 mg daily <sup>†</sup>	restart at 280 mg daily <sup>†</sup>
	Second	discontinue IMBRUVICA	
Grade 3 or 4 cardiac failure	First	discontinue IMBRUVICA	
Grade 4 cardiac arrhythmias			

<sup>†</sup> Evaluate the benefit-risk before resuming treatment.

### *Missed dose*

If a dose is not taken at the scheduled time, it can be taken as soon as possible on the same day with a return to the normal schedule the following day. The patient should not take extra capsules to make up the missed dose.

### Special populations

#### *Elderly*

No specific dose adjustment is required for elderly patients (aged  $\geq 65$  years).

#### *Renal impairment*

No specific clinical studies have been conducted in patients with renal impairment. Patients with mild or moderate renal impairment were treated in IMBRUVICA clinical studies. No dose adjustment is needed for patients with mild or moderate renal impairment (greater than 30 mL/min creatinine clearance). Hydration should be maintained and serum creatinine levels monitored periodically. Administer IMBRUVICA to patients with severe renal impairment ( $<30$  mL/min creatinine clearance) only if the benefit outweighs the risk and monitor patients closely for signs of toxicity. There are no data in patients with severe renal impairment or patients on dialysis (see section 5.2).

#### *Hepatic impairment*

Ibrutinib is metabolised in the liver. In a hepatic impairment study, data showed an increase in ibrutinib exposure (see section 5.2). For patients with mild liver impairment (Child-Pugh class A), the recommended dose is 280 mg daily (two capsules). For patients with moderate liver impairment (Child-Pugh class B), the recommended dose is 140 mg daily (one capsule). Monitor patients for signs of IMBRUVICA toxicity and follow dose modification guidance as needed. It is not recommended to administer IMBRUVICA to patients with severe hepatic impairment (Child-Pugh class C).

#### *Severe cardiac disease*

Patients with severe cardiovascular disease were excluded from IMBRUVICA clinical studies.

#### *Paediatric population*

IMBRUVICA is not recommended for use in children and adolescents aged 0 to 18 years as efficacy has not been established. Currently available data in patients with mature B-cell non-Hodgkin lymphoma are described in sections 4.8, 5.1 and 5.2.

### Method of administration

IMBRUVICA should be administered orally once daily with a glass of water approximately at the same time each day. The capsules should be swallowed whole with water and should not be opened, broken, or chewed. IMBRUVICA must not be taken with grapefruit juice or Seville oranges (see section 4.5).

## **4.3 Contraindications**

Hypersensitivity to the active substance or to any of the excipients listed in section 6.1.

Use of preparations containing St. John's Wort is contraindicated in patients treated with IMBRUVICA.

## **4.4 Special warnings and precautions for use**

### Bleeding-related events

There have been reports of bleeding events in patients treated with IMBRUVICA, both with and without thrombocytopenia. These include minor bleeding events such as contusion, epistaxis, and petechiae; and major bleeding events, some fatal, including gastrointestinal bleeding, intracranial haemorrhage, and haematuria.

Warfarin or other vitamin K antagonists should not be administered concomitantly with IMBRUVICA.

Use of either anticoagulants or medicinal products that inhibit platelet function (antiplatelet agents) concomitantly with IMBRUVICA increases the risk of major bleeding. A higher risk for major bleeding was observed with anticoagulant than with antiplatelet agents. Consider the risks and benefits of anticoagulant or antiplatelet therapy when co-administered with IMBRUVICA. Monitor for signs and symptoms of bleeding.

Supplements such as fish oil and vitamin E preparations should be avoided.

IMBRUVICA should be held at least 3 to 7 days pre- and post-surgery depending upon the type of surgery and the risk of bleeding.

The mechanism for the bleeding-related events is not fully understood. Patients with congenital bleeding diathesis have not been studied.

#### Leukostasis

Cases of leukostasis have been reported in patients treated with IMBRUVICA. A high number of circulating lymphocytes (>400 000/mcL) may confer increased risk. Consider temporarily withholding IMBRUVICA. Patients should be closely monitored. Administer supportive care including hydration and/or cyto-reduction as indicated.

#### Splenic rupture

Cases of splenic rupture have been reported following discontinuation of IMBRUVICA treatment. Disease status and spleen size should be carefully monitored (e.g. clinical examination, ultrasound) when IMBRUVICA treatment is interrupted or ceased. Patients who develop left upper abdominal or shoulder tip pain should be evaluated and a diagnosis of splenic rupture should be considered.

#### Infections

Infections (including sepsis, neutropenic sepsis, bacterial, viral, or fungal infections) were observed in patients treated with IMBRUVICA. Some of these infections have been associated with hospitalisation and death. Most patients with fatal infections also had neutropenia. Patients should be monitored for fever, abnormal liver function tests, neutropenia and infections and appropriate anti-infective therapy should be instituted as indicated. Consider prophylaxis according to standard of care in patients who are at increased risk for opportunistic infections.

Cases of invasive fungal infections, including cases of Aspergillosis, Cryptococcosis and Pneumocystis jiroveci infections have been reported following the use of ibrutinib. Reported cases of invasive fungal infections have been associated with fatal outcomes.

Cases of progressive multifocal leukoencephalopathy (PML) including fatal ones have been reported following the use of ibrutinib within the context of a prior or concomitant immunosuppressive therapy. Physicians should consider PML in the differential diagnosis in patients with new or worsening neurological, cognitive or behavioral signs or symptoms. If PML is suspected then appropriate diagnostic evaluations should be undertaken and treatment suspended until PML is excluded. If any doubt exists, referral to a neurologist and appropriate diagnostic measures for PML including MRI scan preferably with contrast, cerebrospinal fluid (CSF) testing for JC Viral DNA and repeat neurological assessments should be considered.

#### Hepatic events

Cases of hepatotoxicity, hepatitis B reactivation, and cases of hepatitis E, which may be chronic, have occurred in patients treated with IMBRUVICA. Hepatic failure, including fatal events, has occurred in patients treated with IMBRUVICA. Liver function and viral hepatitis status should be assessed before initiating treatment with IMBRUVICA. Patients should be periodically monitored for changes in liver function parameters during treatment. As clinically indicated, viral load and serological testing for infectious hepatitis should be performed per local medical guidelines. For patients diagnosed with hepatic events, consider consulting a liver disease expert for management.

### Cytopenias

Treatment-emergent grade 3 or 4 cytopenias (neutropenia, thrombocytopenia and anaemia) were reported in patients treated with IMBRUVICA. Monitor complete blood counts monthly.

### Interstitial Lung Disease (ILD)

Cases of ILD have been reported in patients treated with IMBRUVICA. Monitor patients for pulmonary symptoms indicative of ILD. If symptoms develop, interrupt IMBRUVICA and manage ILD appropriately. If symptoms persist, consider the risks and benefits of IMBRUVICA treatment and follow the dose modification guidelines.

### Cardiac arrhythmias and cardiac failure

Fatal and serious cardiac arrhythmias and cardiac failure have occurred in patients treated with IMBRUVICA. Patients with advanced age, Eastern Cooperative Oncology Group (ECOG) performance status  $\geq 2$ , or cardiac co-morbidities may be at greater risk of events including sudden fatal cardiac events. Atrial fibrillation, atrial flutter, ventricular tachyarrhythmia and cardiac failure have been reported, particularly in patients with acute infections or cardiac risk factors including hypertension, diabetes mellitus, and a previous history of cardiac arrhythmia.

Appropriate clinical evaluation of cardiac history and function should be performed prior to initiating IMBRUVICA. Patients should be carefully monitored during treatment for signs of clinical deterioration of cardiac function and clinically managed. Consider further evaluation (e.g., ECG, echocardiogram), as indicated for patients in whom there are cardiovascular concerns.

For patients with relevant risk factors for cardiac events, carefully assess benefit/risk before initiating treatment with IMBRUVICA; alternative treatment may be considered.

In patients who develop signs and/or symptoms of ventricular tachyarrhythmia, IMBRUVICA should be temporarily discontinued and a thorough clinical benefit/risk assessment should be performed before possibly restarting therapy.

In patients with preexisting atrial fibrillation requiring anticoagulant therapy, alternative treatment options to IMBRUVICA should be considered. In patients who develop atrial fibrillation on therapy with IMBRUVICA a thorough assessment of the risk for thromboembolic disease should be undertaken. In patients at high risk and where alternatives to IMBRUVICA are non-suitable, tightly controlled treatment with anticoagulants should be considered.

Patients should be monitored for signs and symptoms of cardiac failure during IMBRUVICA treatment. In some of these cases cardiac failure resolved or improved after IMBRUVICA withdrawal or dose reduction.

### Cerebrovascular accidents

Cases of cerebrovascular accident, transient ischaemic attack and ischaemic stroke including fatalities have been reported in patients treated with IMBRUVICA, with and without concomitant atrial fibrillation and/or hypertension. Among cases with reported latency, the initiation of treatment with IMBRUVICA to the onset of ischaemic central nervous vascular conditions was in the most cases after several months (more than 1 month in 78% and more than 6 months in 44% of cases) emphasising the need for regular monitoring of patients (please see section 4.4 Cardiac arrhythmia and Hypertension and section 4.8).

### Tumour lysis syndrome

Tumour lysis syndrome (TLS) has been reported with IMBRUVICA therapy. Patients at risk of tumour lysis syndrome are those with high tumour burden prior to treatment. Monitor patients closely and take appropriate precautions.

### Non-melanoma skin cancer

Non-melanoma skin cancers were reported more frequently in patients treated with IMBRUVICA than in patients treated with comparators in pooled comparative randomised phase 3 studies. Monitor patients for the appearance of non-melanoma skin cancer.

### Hypertension

Hypertension has occurred in patients treated with IMBRUVICA (see section 4.8). Regularly monitor blood pressure in patients treated with IMBRUVICA and initiate or adjust antihypertensive medication throughout treatment with IMBRUVICA as appropriate.

### Haemophagocytic lymphohistiocytosis (HLH)

Cases of HLH (including fatal cases) have been reported in patients treated with IMBRUVICA. HLH is a life-threatening syndrome of pathologic immune activation characterised by clinical signs and symptoms of extreme systemic inflammation. HLH is characterised by fever, hepatosplenomegaly, hypertriglyceridaemia, high serum ferritin and cytopenias. Patients should be informed about symptoms of HLH. Patients who develop early manifestations of pathologic immune activation should be evaluated immediately, and a diagnosis of HLH should be considered.

### Drug-drug interactions

Co-administration of strong or moderate CYP3A4 inhibitors with IMBRUVICA may lead to increased ibrutinib exposure and consequently a higher risk for toxicity. On the contrary, co-administration of CYP3A4 inducers may lead to decreased IMBRUVICA exposure and consequently a risk for lack of efficacy. Therefore, concomitant use of IMBRUVICA with strong CYP3A4 inhibitors and strong or moderate CYP3A4 inducers should be avoided whenever possible and co-administration should only be considered when the potential benefits clearly outweigh the potential risks. Patients should be closely monitored for signs of IMBRUVICA toxicity if a CYP3A4 inhibitor must be used (see sections 4.2 and 4.5). If a CYP3A4 inducer must be used, closely monitor patients for signs of IMBRUVICA lack of efficacy.

### Women of childbearing potential

Women of childbearing potential must use a highly effective method of contraception while taking IMBRUVICA (see section 4.6).

### Excipients with known effect

Each capsule contains less than 1 mmol sodium (23 mg), and is essentially sodium-free.

## **4.5 Interaction with other medicinal products and other forms of interaction**

Ibrutinib is primarily metabolised by cytochrome P450 enzyme 3A4 (CYP3A4).

### Agents that may increase ibrutinib plasma concentrations

Concomitant use of IMBRUVICA and medicinal products that strongly or moderately inhibit CYP3A4 can increase ibrutinib exposure and strong CYP3A4 inhibitors should be avoided.

#### *Strong CYP3A4 inhibitors*

Co-administration of ketoconazole, a very strong CYP3A4 inhibitor, in 18 fasted healthy subjects, increased exposure ( $C_{max}$  and AUC) of ibrutinib by 29- and 24-fold, respectively. Simulations using fasted conditions suggested that the strong CYP3A4 inhibitor clarithromycin may increase the AUC of ibrutinib by a factor of 14. In patients with B-cell malignancies taking IMBRUVICA with food, co-administration of the strong CYP3A4 inhibitor voriconazole increased  $C_{max}$  by 6.7-fold and AUC by 5.7-fold. Strong inhibitors of CYP3A4 (e.g., ketoconazole, indinavir, nelfinavir, ritonavir, saquinavir, clarithromycin, telithromycin, itraconazole, nefazodone, cobicistat, voriconazole and posaconazole) should be avoided. If the benefit outweighs the risk and a strong CYP3A4 inhibitor must be used, reduce the IMBRUVICA dose to 140 mg (one capsule) for the duration of the inhibitor use or withhold IMBRUVICA temporarily (for 7 days or less). Monitor patient closely for toxicity and follow dose modification guidance as needed (see sections 4.2 and 4.4).

### *Moderate CYP3A4 inhibitors*

In patients with B-cell malignancies taking IMBRUVICA with food, co-administration of the CYP3A4 inhibitor erythromycin increased  $C_{max}$  by 3.4-fold and AUC by 3.0-fold. If a moderate CYP3A4 inhibitor (e.g., fluconazole, erythromycin, amprenavir, aprepitant, atazanavir, ciprofloxacin, crizotinib, diltiazem, fosamprenavir, imatinib, verapamil, amiodarone and dronedarone) is indicated, reduce IMBRUVICA dose to 280 mg (two capsules) for the duration of the inhibitor use. Monitor patient closely for toxicity and follow dose modification guidance as needed (see sections 4.2 and 4.4).

### *Mild CYP3A4 inhibitors*

Simulations using fasted conditions suggested that the mild CYP3A4 inhibitors azithromycin and fluvoxamine may increase the AUC of ibrutinib by <2-fold. No dose adjustment is required in combination with mild inhibitors. Monitor patient closely for toxicity and follow dose modification guidance as needed.

Co-administration of grapefruit juice, containing CYP3A4 inhibitors, in eight healthy subjects, increased exposure ( $C_{max}$  and AUC) of ibrutinib by approximately 4- and 2-fold, respectively. Grapefruit and Seville oranges should be avoided during IMBRUVICA treatment, as these contain moderate inhibitors of CYP3A4 (see section 4.2).

### Agents that may decrease ibrutinib plasma concentrations

Administration of IMBRUVICA with inducers of CYP3A4 can decrease ibrutinib plasma concentrations.

Co-administration of rifampicin, a strong CYP3A4 inducer, in 18 fasted healthy subjects, decreased exposure ( $C_{max}$  and AUC) of ibrutinib by 92 and 90%, respectively. Avoid concomitant use of strong or moderate CYP3A4 inducers (e.g., carbamazepine, rifampicin, phenytoin). Preparations containing St. John's Wort are contraindicated during treatment with IMBRUVICA, as efficacy may be reduced. Consider alternative agents with less CYP3A4 induction. If the benefit outweighs the risk and a strong or moderate CYP3A4 inducer must be used, monitor patient closely for lack of efficacy (see sections 4.3 and 4.4). Mild inducers may be used concomitantly with IMBRUVICA, however, patients should be monitored for potential lack of efficacy.

Ibrutinib has a pH dependent solubility, with lower solubility at higher pH. A lower  $C_{max}$  was observed in fasted healthy subjects administered a single 560 mg dose of ibrutinib after taking omeprazole at 40 mg once daily for 5 days (see section 5.2). There is no evidence that the lower  $C_{max}$  would have clinical significance, and medicinal products that increase stomach pH (e.g., proton pump inhibitors) have been used without restrictions in the pivotal clinical studies.

### Agents that may have their plasma concentrations altered by ibrutinib

Ibrutinib is a P-gp and breast cancer resistance protein (BCRP) inhibitor *in vitro*. As no clinical data are available on this interaction, it cannot be excluded that ibrutinib could inhibit intestinal P-gp and BCRP after a therapeutic dose. To minimise the potential for an interaction in the GI tract, oral narrow therapeutic range, P-gp or BCRP substrates such as digoxin or methotrexate should be taken at least 6 hours before or after IMBRUVICA. Ibrutinib may also inhibit BCRP in the liver and increase the exposure of medicinal products that undergo BCRP-mediated hepatic efflux, such as rosuvastatin.

In studies of ibrutinib (420 mg) in combination with venetoclax (400 mg) in CLL patients, an increase in venetoclax exposure (approximately 1.8-fold based on AUC) was observed compared with monotherapy data for venetoclax.

In a drug interaction study in patients with B-cell malignancies, a single 560 mg dose of ibrutinib did not have a clinically meaningful effect on the exposure of the CYP3A4 substrate midazolam. In the same study, 2 weeks of treatment with ibrutinib at 560 mg daily had no clinically relevant effect on the pharmacokinetics of oral contraceptives (ethinylestradiol and levonorgestrel), the CYP3A4 substrate midazolam, nor the CYP2B6 substrate bupropion.



## 4.6 Fertility, pregnancy and lactation

### Women of child-bearing potential/Contraception in females

Based on findings in animals, IMBRUVICA may cause foetal harm when administered to pregnant women. Women should avoid becoming pregnant while taking IMBRUVICA and for up to 3 months after ending treatment. Therefore, women of child-bearing potential must use highly effective contraceptive measures while taking IMBRUVICA and for three months after stopping treatment.

### Pregnancy

IMBRUVICA should not be used during pregnancy. There are no data from the use of IMBRUVICA in pregnant women. Studies in animals have shown reproductive toxicity (see section 5.3).

### Breast-feeding

It is not known whether ibrutinib or its metabolites are excreted in human milk. A risk to breast-fed children cannot be excluded. Breast-feeding should be discontinued during treatment with IMBRUVICA.

### Fertility

No effects on fertility or reproductive capacities were observed in male or female rats up to the maximum dose tested, 100 mg/kg/day (Human Equivalent Dose [HED] 16 mg/kg/day) (see section 5.3). No human data on the effects of ibrutinib on fertility are available.

## 4.7 Effects on ability to drive and use machines

IMBRUVICA has minor influence on the ability to drive and use machines.

Fatigue, dizziness and asthenia have been reported in some patients taking IMBRUVICA and should be considered when assessing a patient's ability to drive or operate machines.

## 4.8 Undesirable effects

### Summary of the safety profile

The most commonly occurring adverse reactions ( $\geq 20\%$ ) were diarrhoea, neutropenia, musculoskeletal pain, haemorrhage (e.g., bruising), rash, nausea, thrombocytopenia, arthralgia, and upper respiratory tract infection. The most common grade 3/4 adverse reactions ( $\geq 5\%$ ) were neutropenia, lymphocytosis, thrombocytopenia, hypertension, and pneumonia.

### Tabulated list of adverse reactions

The safety profile is based on pooled data from 1 981 patients treated with IMBRUVICA in four phase 2 clinical studies and eight randomised phase 3 studies and from post-marketing experience. Patients treated for MCL in clinical studies received IMBRUVICA at 560 mg once daily and patients treated for CLL or WM in clinical studies received IMBRUVICA at 420 mg once daily. All patients in clinical studies received IMBRUVICA until disease progression or no longer tolerated, except for studies with IMBRUVICA in combination with venetoclax where patients received fixed duration treatment (Studies CLL3011 and PCYC-1142-CA). The median duration of IMBRUVICA treatment across the pooled dataset was 14.7 months. The median duration of treatment for CLL/SLL was 14.7 months (up to 52 months); MCL was 11.7 months (up to 28 months); WM was 21.6 months (up to 37 months).

Adverse reactions in patients treated with ibrutinib for B-cell malignancies and post-marketing adverse reactions are listed below by system organ class and frequency grouping. Frequencies are defined as follows: very common ( $\geq 1/10$ ), common ( $\geq 1/100$  to  $< 1/10$ ), uncommon ( $\geq 1/1\ 000$  to  $< 1/100$ ), rare ( $\geq 1/10\ 000$  to  $< 1/1\ 000$ ), not known (cannot be estimated from the available data). Within each frequency grouping, undesirable effects are presented in order of decreasing seriousness.

**Table 1: Adverse reactions reported in clinical studies or during post marketing surveillance in patients with B-cell malignancies†**

System organ class	Frequency (All grades)	Adverse reactions	All Grades (%)	Grade ≥3 (%)
Infections and infestations	Very common	Pneumonia*#	12	7
		Upper respiratory tract infection	21	1
		Skin infection*	15	2
	Common	Sepsis*#	3	3
		Urinary tract infection	9	1
		Sinusitis*	9	1
	Uncommon	Cryptococcal infections*	<1	0
		Pneumocystis infections*#	<1	<1
		Aspergillus infections*	<1	<1
		Hepatitis B reactivation@#	<1	<1
Neoplasms benign and malignant (incl cysts and polyps)	Common	Non-melanoma skin cancer*	5	1
		Basal cell carcinoma	3	<1
		Squamous cell carcinoma	1	<1
Blood and lymphatic system disorders	Very common	Neutropenia*	39	31
		Thrombocytopenia*	29	8
		Lymphocytosis*	15	11
	Common	Febrile neutropenia	4	4
		Leukocytosis	4	4
Rare	Leukostasis syndrome	<1	<1	
Immune system disorders	Common	Interstitial lung disease*#	2	<1
Metabolism and nutrition disorders	Common	Hyperuricaemia	9	1
	Uncommon	Tumour lysis syndrome	1	1
Nervous system disorders	Very common	Dizziness	12	<1
		Headache	19	1
	Common	Peripheral neuropathy*	7	<1
	Uncommon	Cerebrovascular accident#	<1	<1
Transient ischaemic attack		<1	<1	
Eye disorders	Common	Ischaemic stroke#	<1	<1
		Vision blurred	6	0
Cardiac disorders	Common	Eye haemorrhage‡	<1	0
		Cardiac failure*#	2	1
Vascular disorders	Very common	Atrial fibrillation	8	4
		Ventricular tachyarrhythmia*#	1	<1
		Cardiac arrest#	<1	<1
	Common	Haemorrhage*#	35	1
Bruising*		27	<1	
Hypertension*		18	8	
Uncommon	Common	Epistaxis	9	<1
		Petechiae	7	0
Uncommon	Subdural haematoma#	1	<1	

Gastrointestinal disorders	Very common	Diarrhoea	47	4
		Vomiting	15	1
		Stomatitis*	17	1
		Nausea	31	1
		Constipation	16	<1
		Dyspepsia	11	<1
		Hepatobiliary disorders	Uncommon	Hepatic failure* <sup>#</sup>
Skin and subcutaneous tissue disorders	Very common	Rash*	34	3
	Common	Urticaria	1	<1
		Erythema	3	<1
		Onychoclasia	4	0
	Uncommon	Angioedema	<1	<1
		Panniculitis*	<1	<1
		Neutrophilic dermatoses*	<1	<1
Rare	Pyogenic granuloma	<1	0	
Rare	Stevens-Johnson syndrome	<1	<1	
Musculoskeletal and connective tissue disorders	Very common	Arthralgia	24	2
		Muscle spasms	15	<1
		Musculoskeletal pain*	36	3
Renal and urinary disorders	Common	Acute kidney injury <sup>#</sup>	<2	<1
General disorders and administration site conditions	Very common	Pyrexia	19	1
		Oedema peripheral	16	1
Investigations	Very common	Blood creatinine increased	10	<1

† Frequencies are rounded to the nearest integer.

\* Includes multiple adverse reaction terms.

‡ In some cases associated with loss of vision.

# Includes events with fatal outcome.

@ Lower level term (LLT) used for selection.

### Description of selected adverse reactions

#### *Discontinuation and dose reduction due to adverse reactions*

Of the 1 981 patients treated with IMBRUVICA for B-cell malignancies, 6% discontinued treatment primarily due to adverse reactions. These included pneumonia, atrial fibrillation, neutropenia, rash, thrombocytopenia, and haemorrhage. Adverse reactions leading to dose reduction occurred in approximately 8% of patients.

#### *Elderly*

Of the 1 981 patients treated with IMBRUVICA, 50% were 65 years of age or older. Grade 3 or higher pneumonia (11% of patients age ≥65 versus 4% of patients <65 years) and thrombocytopenia (11% of patients age ≥65 years versus 5% of patients <65 years) occurred more frequently among elderly patients treated with IMBRUVICA.

### Long-term safety

The safety data from long-term treatment with IMBRUVICA over 5 years from 1 284 patients (treatment-naïve CLL/SLL n=162, relapsed/refractory CLL/SLL n=646, relapsed/refractory MCL n=370, and WM n=106) were analysed. The median duration of treatment for CLL/SLL was 51 months (range, 0.2 to 98 months) with 70% and 52% of patients receiving treatment for more than 2 years and 4 years, respectively. The median duration of treatment for MCL was 11 months (range, 0 to 87 months) with 31% and 17% of patients receiving treatment for more than 2 years and 4 years, respectively. The median duration of treatment for WM was 47 months (range, 0.3 to 61 months) with 78% and 46% of patients receiving treatment for more than 2 years and 4 years, respectively. The overall known safety profile of IMBRUVICA-exposed patients remained consistent, other than an increasing prevalence of hypertension, with no new safety concerns identified. The prevalence for

Grade 3 or greater hypertension was 4% (year 0-1), 7% (year 1-2), 9% (year 2-3), 9% (year 3-4), and 9% (year 4-5); the overall incidence for the 5-year period was 11%.

#### Paediatric population

The safety assessment is based on data from a Phase 3 study of IMBRUVICA in combination with either a rituximab, ifosfamide, carboplatin, etoposide, and dexamethasone (RICE) regimen, or a rituximab, vincristine, ifosfamide, carboplatin, idarubicin, and dexamethasone (RVICI) regimen, as background therapy or background therapy alone in paediatric and young adult patients (aged 3 to 19 years) with relapsed or refractory mature B-cell non-Hodgkin lymphoma (see section 5.1). No new adverse reactions were observed in this study.

#### Reporting of suspected adverse reactions

Reporting suspected adverse reactions after authorisation of the medicinal product is important. It allows continued monitoring of the benefit/risk balance of the medicinal product. Healthcare professionals are asked to report any suspected adverse reactions via the national reporting system listed in Appendix V.

### **4.9 Overdose**

There are limited data on the effects of IMBRUVICA overdose. No maximum tolerated dose was reached in the phase 1 study in which patients received up to 12.5 mg/kg/day (1 400 mg/day). In a separate study, one healthy subject who received a dose of 1 680 mg experienced reversible grade 4 hepatic enzyme increases [aspartate aminotransferase (AST) and alanine aminotransferase (ALT)]. There is no specific antidote for IMBRUVICA. Patients who ingested more than the recommended dose should be closely monitored and given appropriate supportive treatment.

## **5. PHARMACOLOGICAL PROPERTIES**

### **5.1 Pharmacodynamic properties**

Pharmacotherapeutic group: Antineoplastic agents, protein kinase inhibitors, ATC code: L01EL01.

#### Mechanism of action

Ibrutinib is a potent, small-molecule inhibitor of Bruton's tyrosine kinase (BTK). Ibrutinib forms a covalent bond with a cysteine residue (Cys-481) in the BTK active site, leading to sustained inhibition of BTK enzymatic activity. BTK, a member of the Tec kinase family, is an important signalling molecule of the B-cell antigen receptor (BCR) and cytokine receptor pathways. The BCR pathway is implicated in the pathogenesis of several B-cell malignancies, including MCL, diffuse large B-cell lymphoma (DLBCL), follicular lymphoma, and CLL. BTK's pivotal role in signalling through the B-cell surface receptors results in activation of pathways necessary for B-cell trafficking, chemotaxis and adhesion. Preclinical studies have shown that ibrutinib effectively inhibits malignant B-cell proliferation and survival *in vivo* as well as cell migration and substrate adhesion *in vitro*.

In preclinical tumour models, the combination of ibrutinib and venetoclax resulted in increased cellular apoptosis and anti-tumor activity compared to either agent alone. BTK inhibition by ibrutinib increases CLL cell dependence on BCL-2, a cell survival pathway, while venetoclax inhibits BCL-2 leading to apoptosis.

#### Lymphocytosis

Upon initiation of treatment, a reversible increase in lymphocyte counts (i.e.,  $\geq 50\%$  increase from baseline and an absolute count  $> 5\,000/\text{mL}$ ), often associated with reduction of lymphadenopathy, has been observed in about three fourths of patients with CLL treated with IMBRUVICA. This effect has also been observed in about one third of patients with relapsed or refractory MCL treated with IMBRUVICA. This observed lymphocytosis is a pharmacodynamic effect and should not be considered progressive disease in the absence of other clinical findings. In both disease types, lymphocytosis typically occurs during the first month of IMBRUVICA therapy and typically resolves

within a median of 8.0 weeks in patients with MCL and 14 weeks in patients with CLL. A large increase in the number of circulating lymphocytes (e.g., >400 000/mcL) has been observed in some patients.

Lymphocytosis was not observed in patients with WM treated with IMBRUVICA.

#### In vitro platelet aggregation

In an *in vitro* study, ibrutinib demonstrated inhibition of collagen-induced platelet aggregation. Ibrutinib did not show meaningful inhibition of platelet aggregation using other agonists of platelet aggregation.

#### Effect on QT/QTc interval and cardiac electrophysiology

The effect of ibrutinib on the QTc interval was evaluated in 20 healthy male and female subjects in a randomised, double-blind thorough QT study with placebo and positive controls. At a supratherapeutic dose of 1 680 mg, ibrutinib did not prolong the QTc interval to any clinically relevant extent. The largest upper bound of the 2-sided 90% CI for the baseline adjusted mean differences between ibrutinib and placebo was below 10 ms. In this same study, a concentration dependent shortening in the QTc interval was observed (-5.3 ms [90% CI: -9.4, -1.1] at a C<sub>max</sub> of 719 ng/mL following the supratherapeutic dose of 1 680 mg).

#### Clinical efficacy and safety

##### MCL

The safety and efficacy of IMBRUVICA in patients with relapsed or refractory MCL were evaluated in a single open-label, multi-center phase 2 study (PCYC-1104-CA) of 111 patients. The median age was 68 years (range: 40 to 84 years), 77% were male and 92% were Caucasian. Patients with ECOG performance status of 3 or greater were excluded from the study. The median time since diagnosis was 42 months, and median number of prior treatments was 3 (range: 1 to 5 treatments), including 35% with prior high-dose chemotherapy, 43% with prior bortezomib, 24% with prior lenalidomide, and 11% with prior autologous or allogeneic stem cell transplant. At baseline, 39% of patients had bulky disease (≥5 cm), 49% had high-risk score by Simplified MCL International Prognostic Index (MIPI), and 72% had advanced disease (extranodal and/or bone marrow involvement) at screening.

IMBRUVICA was administered orally at 560 mg once daily until disease progression or unacceptable toxicity. Tumour response was assessed according to the revised International Working Group (IWG) for non-Hodgkin's lymphoma (NHL) criteria. The primary endpoint in this study was investigator-assessed overall response rate (ORR). Responses to IMBRUVICA are shown in Table 2.

**Table 2: ORR and DOR in patients with relapsed or refractory MCL (Study PCYC-1104-CA)**

	<b>Total N=111</b>
ORR (%)	67.6
95% CI (%)	(58.0; 76.1)
CR (%)	20.7
PR (%)	46.8
Median DOR (CR+PR) (months)	17.5 (15.8, NR)
Median time to initial response, months (range)	1.9 (1.4-13.7)
Median time to CR, months (range)	5.5 (1.7-11.5)

CI=confidence interval; CR=complete response; DOR=duration of response; ORR=overall response rate; PR=partial response; NR=not reached

The efficacy data was further evaluated by an Independent Review Committee (IRC) demonstrating an ORR of 69%, with a 21% complete response (CR) rate and a 48% partial response (PR) rate. The IRC estimated median DOR was 19.6 months.

The overall response to IMBRUVICA was independent of prior treatment including bortezomib and lenalidomide or underlying risk/prognostic factors, bulky disease, gender or age.

The safety and efficacy of IMBRUVICA were demonstrated in a randomised phase 3, open-label, multicenter study including 280 patients with MCL who received at least one prior therapy (Study MCL3001). Patients were randomised 1:1 to receive either IMBRUVICA orally at 560 mg once daily for 21 days or temsirolimus intravenously at 175 mg on Days 1, 8, 15 of the first cycle followed by 75 mg on Days 1, 8, 15 of each subsequent 21-day cycle. Treatment on both arms continued until disease progression or unacceptable toxicity. The median age was 68 years (range, 34; 88 years), 74% were male and 87% were Caucasian. The median time since diagnosis was 43 months, and median number of prior treatments was 2 (range: 1 to 9 treatments), including 51% with prior high-dose chemotherapy, 18% with prior bortezomib, 5% with prior lenalidomide, and 24% with prior stem cell transplant. At baseline, 53% of patients had bulky disease ( $\geq 5$  cm), 21% had high-risk score by Simplified MIPI, 60% had extranodal disease and 54% had bone marrow involvement at screening.

Progression-free survival (PFS) was assessed by IRC according to the revised International Working Group (IWG) for non-Hodgkin's lymphoma (NHL) criteria. Efficacy results for Study MCL3001 are shown in Table 3 and the Kaplan-Meier curve for PFS in Figure 1.

**Table 3: Efficacy Results in patients with relapsed or refractory MCL (Study MCL3001)**

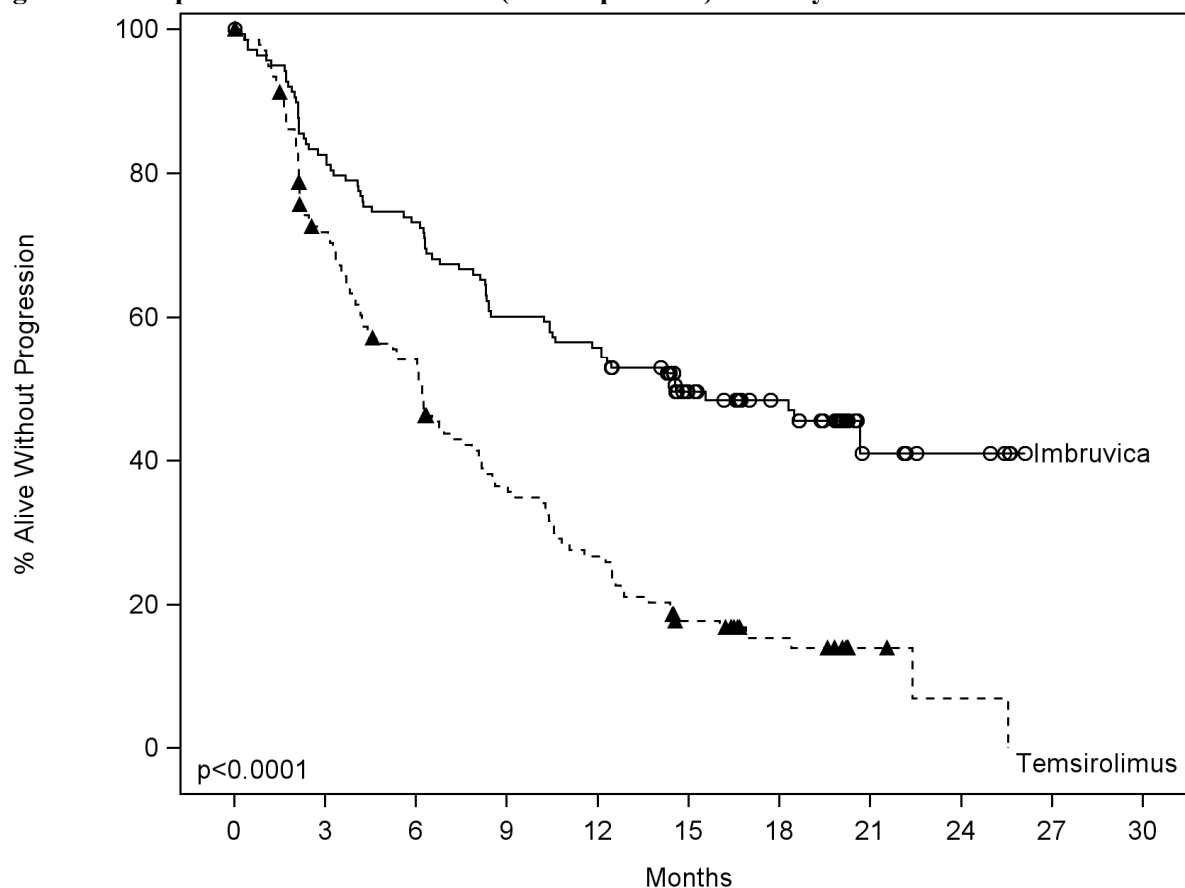
Endpoint	IMBRUVICA N=139	Temsirolimus N=141
<b>PFS<sup>a</sup></b>		
Median PFS (95% CI), (months)	14.6 (10.4, NE)	6.2 (4.2, 7.9)
	HR=0.43 [95% CI: 0.32, 0.58]	
ORR (%)	71.9	40.4
p-value	p<0.0001	

NE=not estimable; HR=hazard ratio; CI=confidence interval; ORR=overall response rate; PFS=progression-free survival

<sup>a</sup> IRC evaluated.

A smaller proportion of patients treated with ibrutinib experienced a clinically meaningful worsening of lymphoma symptoms versus temsirolimus (27% versus 52%) and time to worsening of symptoms occurred more slowly with ibrutinib versus temsirolimus (HR 0.27, p<0.0001).

**Figure 1: Kaplan-Meier Curve of PFS (ITT Population) in Study MCL3001**



Subjects at risk	0	3	6	9	12	15	18	21	24	27	30
Imbruvica	139	114	101	83	77	45	34	8	5	0	0
Temsirrolimus	141	93	69	45	33	19	11	3	1	0	0

—○— Imbruvica    - -▲- - Temsirrolimus

## CLL

### Patients previously untreated for CLL

#### Single agent

A randomised, multicenter, open-label phase 3 study (PCYC-1115-CA) of IMBRUVICA versus chlorambucil was conducted in patients with treatment-naïve CLL who were 65 years of age or older. Patients between 65 and 70 years of age were required to have at least one comorbidity that precluded the use of frontline chemo-immunotherapy with fludarabine, cyclophosphamide, and rituximab. Patients (n=269) were randomised 1:1 to receive either IMBRUVICA 420 mg daily until disease progression or unacceptable toxicity, or chlorambucil at a starting dose of 0.5 mg/kg on days 1 and 15 of each 28-day cycle for a maximum of 12 cycles, with an allowance for inpatient dose increases up to 0.8 mg/kg based on tolerability. After confirmed disease progression, patients on chlorambucil were able to crossover to ibrutinib.

The median age was 73 years (range, 65 to 90 years), 63% were male, and 91% were Caucasian. Ninety one percent of patients had a baseline ECOG performance status of 0 or 1 and 9% had an ECOG performance status of 2. The study enrolled 269 patients with CLL. At baseline, 45% had advanced clinical stage (Rai Stage III or IV), 35% of patients had at least one tumor  $\geq 5$  cm, 39% with baseline anaemia, 23% with baseline thrombocytopenia, 65% had elevated  $\beta 2$  microglobulin  $> 3$  500 mcg/L, 47% had a CrCL  $< 60$  mL/min, 20% of patients presented with del11q, 6% of patients presented with del17p/tumor protein 53 (TP53) mutation, and 44% of patients presented with unmutated immunoglobulin heavy chain variable region (IGHV).

Progression free survival (PFS) as assessed by IRC according to International Workshop on CLL (IWCLL) criteria indicated an 84% statistically significant reduction in the risk of death or progression

in the IMBRUVICA arm. Efficacy results for Study PCYC-1115-CA are shown in Table 4 and the Kaplan-Meier curves for PFS and OS are shown in Figures 2 and 3, respectively.

There was a statistically significant sustained platelet or haemoglobin improvement in the ITT population in favor of ibrutinib versus chlorambucil. In patients with baseline cytopenias, sustained haematologic improvement was: platelets 77.1% versus 42.9%; haemoglobin 84.3% versus 45.5% for ibrutinib and chlorambucil, respectively.

**Table 4: Efficacy results in Study PCYC-1115-CA**

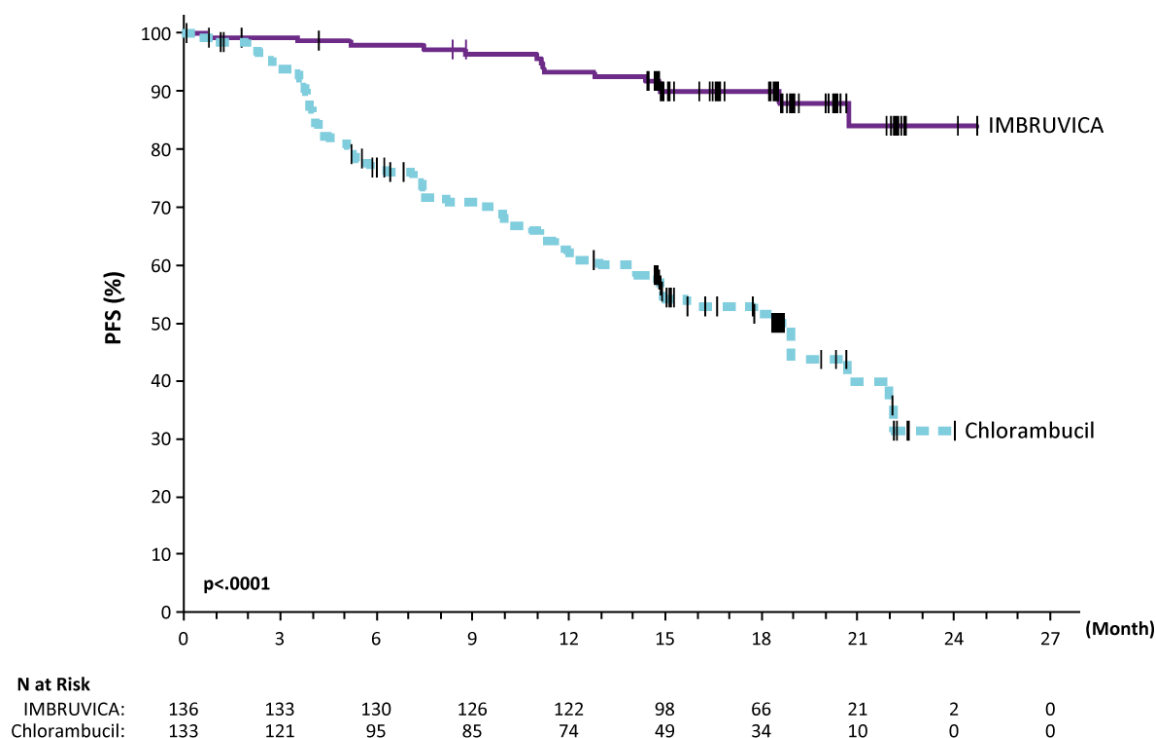
Endpoint	IMBRUVICA N=136	Chlorambucil N=133
<b>PFS<sup>a</sup></b>		
Number of events (%)	15 (11.0)	64 (48.1)
Median (95% CI), months	Not reached	18.9 (14.1, 22.0)
HR (95% CI)	0.161 (0.091, 0.283)	
<b>ORR<sup>a</sup> (CR+PR)</b>	82.4%	35.3%
P-value	<0.0001	
<b>OS<sup>b</sup></b>		
Number of deaths (%)	3 (2.2)	17 (12.8)
HR (95% CI)	0.163 (0.048, 0.558)	

CI=confidence interval; HR=hazard ratio; CR=complete response; ORR=overall response rate; OS=overall survival; PFS=progression-free survival; PR=partial response

<sup>a</sup> IRC evaluated, median follow-up 18.4 months.

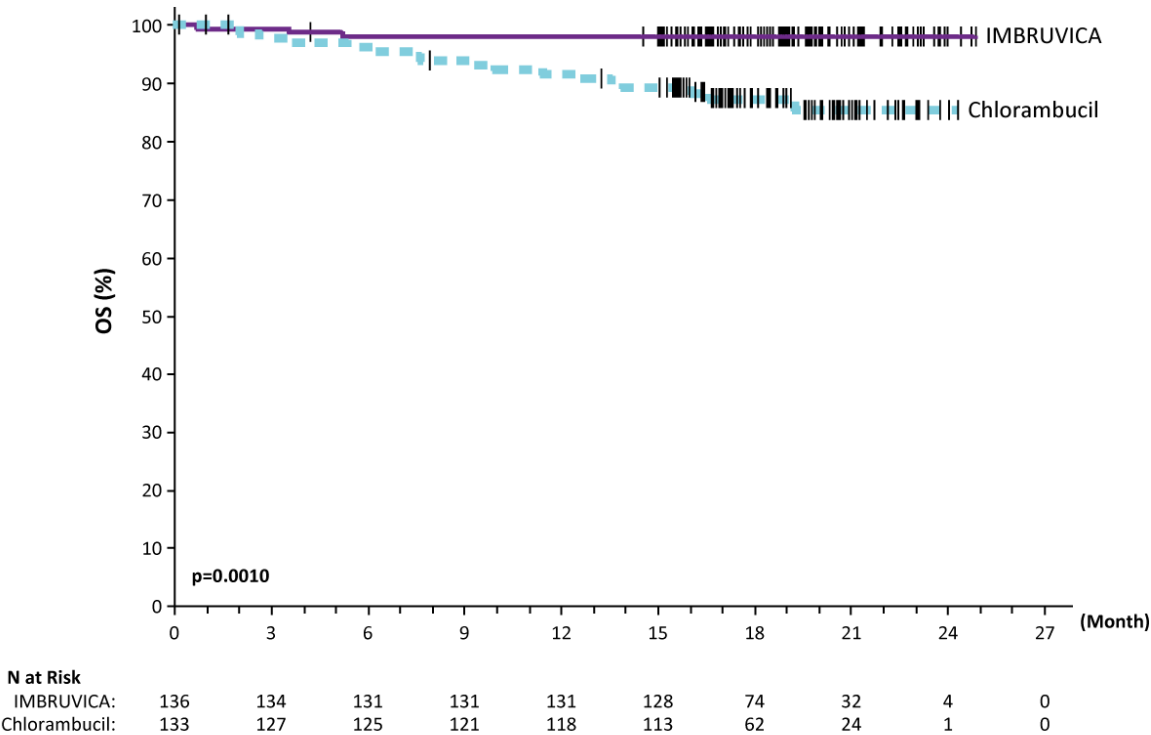
<sup>b</sup> Median OS not reached for both arms. p<0.005 for OS

**Figure 2: Kaplan-Meier Curve of PFS (ITT Population) in Study PCYC-1115-CA**





**Figure 3: Kaplan-Meier Curve of OS (ITT Population) in Study PCYC-1115-CA**

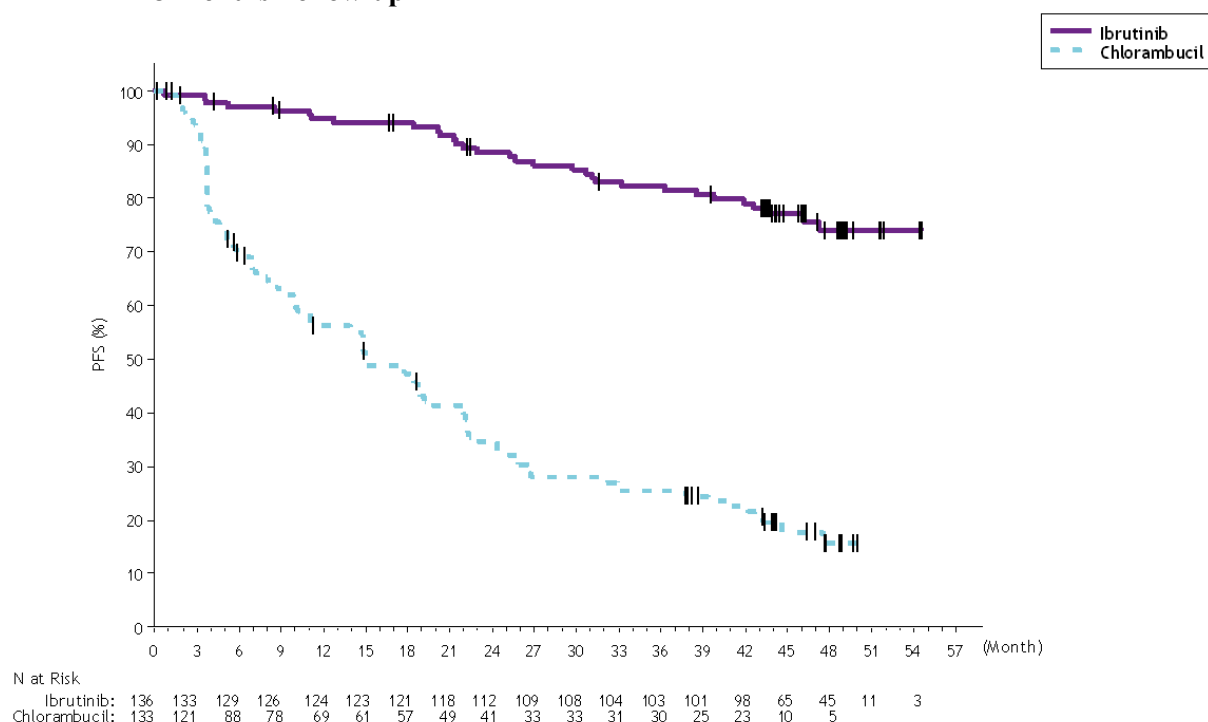


*48-month follow-up*

With a median follow-up time on study of 48 months in Study PCYC-1115-CA and its extension study, an 86% reduction in the risk of death or progression by investigator assessment was observed for patients in the IMBRUVICA arm. The median investigator-assessed PFS was not reached in the IMBRUVICA arm and was 15 months [95% CI (10.22, 19.35)] in the chlorambucil arm; (HR=0.14 [95% CI (0.09, 0.21)]). The 4-year PFS estimate was 73.9% in the IMBRUVICA arm and 15.5% in the chlorambucil arm, respectively. The updated Kaplan-Meier curve for PFS is shown in Figure 4. The investigator-assessed ORR was 91.2% in the IMBRUVICA arm versus 36.8% in the chlorambucil arm. The CR rate according to IWCLL criteria was 16.2% in the IMBRUVICA arm versus 3.0% in the chlorambucil arm. At the time of long-term follow-up, a total of 73 subjects (54.9%) originally randomised to the chlorambucil arm subsequently received ibrutinib as cross-over treatment. The Kaplan-Meier landmark estimate for OS at 48-months was 85.5% in the IMBRUVICA arm.

The treatment effect of ibrutinib in Study PCYC-1115-CA was consistent across high-risk patients with del17p/TP53 mutation, del11q, and/or unmutated IGHV.

**Figure 4: Kaplan-Meier Curve of PFS (ITT Population) in Study PCYC-1115-CA with 48 Months Follow-up**



#### *Combination therapy*

The safety and efficacy of IMBRUVICA in patients with previously untreated CLL/SLL were further evaluated in a randomised, multi-center, open-label, phase 3 study (PCYC-1130-CA) of IMBRUVICA in combination with obinutuzumab versus chlorambucil in combination with obinutuzumab. The study enrolled patients who were 65 years of age or older or <65 years of age with coexisting medical conditions, reduced renal function as measured by creatinine clearance <70 mL/min, or presence of del17p/TP53 mutation. Patients (n=229) were randomised 1:1 to receive either IMBRUVICA 420 mg daily until disease progression or unacceptable toxicity or chlorambucil at a dose of 0.5 mg/kg on Days 1 and 15 of each 28-day cycle for 6 cycles. In both arms, patients received 1 000 mg of obinutuzumab on Days 1, 8 and 15 of the first cycle, followed by treatment on the first day of 5 subsequent cycles (total of 6 cycles, 28 days each). The first dose of obinutuzumab was divided between day 1 (100 mg) and day 2 (900 mg).

The median age was 71 years (range, 40 to 87 years), 64% were male, and 96% were Caucasian. All patients had a baseline ECOG performance status of 0 (48%) or 1-2 (52%). At baseline, 52% had advanced clinical stage (Rai Stage III or IV), 32% of patients had bulky disease ( $\geq 5$  cm), 44% with baseline anaemia, 22% with baseline thrombocytopenia, 28% had a CrCL <60 mL/min, and the median Cumulative Illness Rating Score for Geriatrics (CIRS-G) was 4 (range, 0 to 12). At baseline, 65% of patients presented with CLL/SLL with high risk factors (del17p/TP53 mutation [18%], del11q [15%], or unmutated IGHV [54%]).

Progression-free survival (PFS) was assessed by IRC according to IWCLL criteria indicated a 77% statistically significant reduction in the risk of death or progression in the IMBRUVICA arm. With a median follow-up time on study of 31 months, the median PFS was not reached in the IMBRUVICA+obinutuzumab arm and was 19 months in the chlorambucil+obinutuzumab arm. Efficacy results for Study PCYC-1130-CA are shown in Table 5 and the Kaplan-Meier curve for PFS is shown in Figure 5.

**Table 5: Efficacy results in Study PCYC-1130-CA**

Endpoint	IMBRUVICA+Obinutuzumab N=113	Chlorambucil+Obinutuzumab N=116
<b>Progression Free Survival<sup>a</sup></b>		
Number of events (%)	24 (21.2)	74 (63.8)
Median (95% CI), months	Not reached	19.0 (15.1, 22.1)
HR (95% CI)	0.23 (0.15, 0.37)	
<b>Overall Response Rate<sup>a</sup></b> <b>(%)</b>	88.5	73.3
CR <sup>b</sup>	19.5	7.8
PR <sup>c</sup>	69.0	65.5

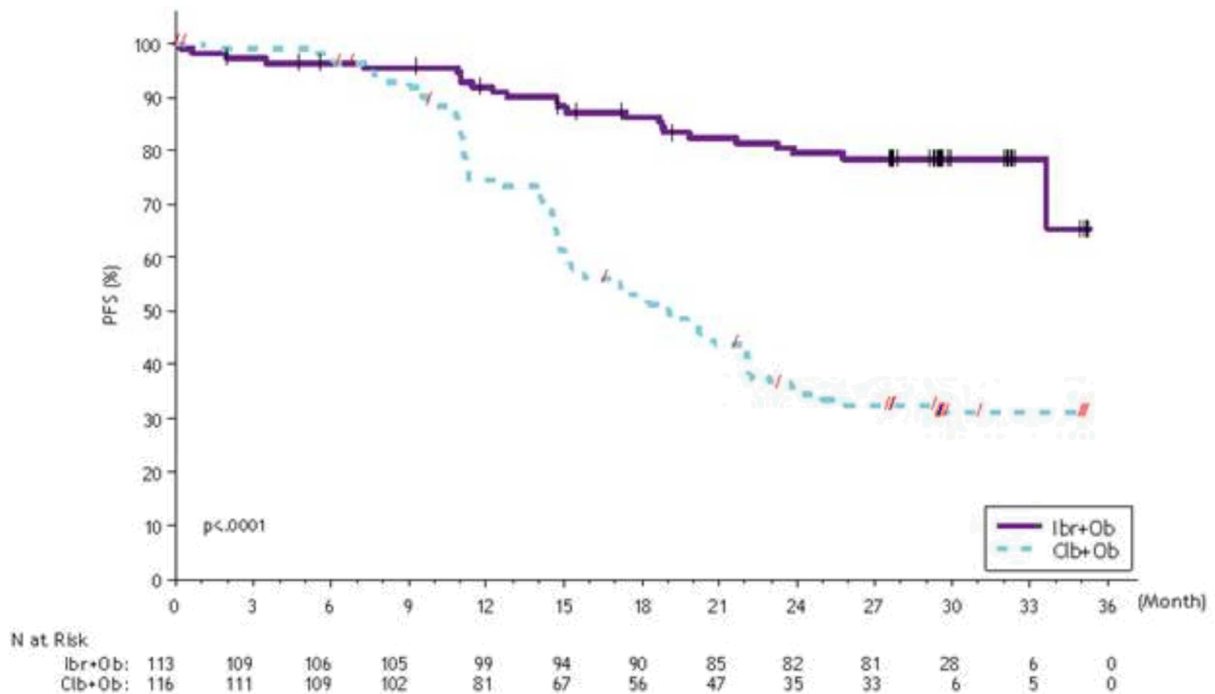
CI=confidence interval; HR=hazard ratio; CR=complete response; PR=partial response.

<sup>a</sup> IRC evaluated.

<sup>b</sup> Includes 1 patient in the IMBRUVICA+obinutuzumab arm with a complete response with incomplete marrow recovery (CRi).

<sup>c</sup> PR=PR+nPR.

**Figure 5: Kaplan-Meier Curve of PFS (ITT Population) in Study PCYC-1130-CA**



The treatment effect of ibrutinib was consistent across the high-risk CLL/SLL population (del17p/TP53 mutation, del11q, or unmutated IGHV), with a PFS HR of 0.15 [95% CI (0.09, 0.27)], as shown in Table 6. The 2-year PFS rate estimates for the high-risk CLL/SLL population were 78.8% [95% CI (67.3, 86.7)] and 15.5% [95% CI (8.1, 25.2)] in the IMBRUVICA+obinutuzumab and chlorambucil+obinutuzumab arms, respectively.

**Table 6: Subgroup Analysis of PFS (Study PCYC-1130-CA)**

	<b>N</b>	<b>Hazard Ratio</b>	<b>95% CI</b>
All subjects	229	0.231	0.145, 0.367
<b>High risk (del17p/TP53/del11q/unmutated IGHV)</b>			
Yes	148	0.154	0.087, 0.270
No	81	0.521	0.221, 1.231
<b>Del17p/TP53</b>			
Yes	41	0.109	0.031, 0.380
No	188	0.275	0.166, 0.455
<b>FISH</b>			
Del17p	32	0.141	0.039, 0.506
Del11q	35	0.131	0.030, 0.573
Others	162	0.302	0.176, 0.520
<b>Unmutated IGHV</b>			
Yes	123	0.150	0.084, 0.269
No	91	0.300	0.120, 0.749
<b>Age</b>			
<65	46	0.293	0.122, 0.705
≥65	183	0.215	0.125, 0.372
<b>Bulky disease</b>			
<5 cm	154	0.289	0.161, 0.521
≥5 cm	74	0.184	0.085, 0.398
<b>Rai stage</b>			
0/I/II	110	0.221	0.115, 0.424
III/IV	119	0.246	0.127, 0.477
<b>ECOG per CRF</b>			
0	110	0.226	0.110, 0.464
1-2	119	0.239	0.130, 0.438

Hazard ratio based on non-stratified analysis

Any grade infusion-related reactions were observed in 25% of patients treated with IMBRUVICA+obinutuzumab and 58% of patients treated with chlorambucil+obinutuzumab. Grade 3 or higher or serious infusion-related reactions were observed in 3% of patients treated with IMBRUVICA+obinutuzumab and 9% of patients treated with chlorambucil+obinutuzumab.

The safety and efficacy of IMBRUVICA in patients with previously untreated CLL or SLL were further evaluated in a randomised, multi-center, open-label, phase 3 study (E1912) of IMBRUVICA in combination with rituximab (IR) versus standard fludarabine, cyclophosphamide, and rituximab (FCR) chemo-immunotherapy. The study enrolled previously untreated patients with CLL or SLL who were 70 years or younger. Patients with del17p were excluded from the study. Patients (n=529) were randomised 2:1 to receive either IR or FCR. IMBRUVICA was administered at a dose of 420 mg daily until disease progression or unacceptable toxicity. Fludarabine was administered at a dose of 25 mg/m<sup>2</sup>, and cyclophosphamide was administered at a dose of 250 mg/m<sup>2</sup>, both on Days 1, 2, and 3 of Cycles 1-6. Rituximab was initiated in Cycle 2 for the IR arm and in Cycle 1 for the FCR arm and was administered at a dose of 50 mg/m<sup>2</sup> on Day 1 of the first cycle, 325 mg/m<sup>2</sup> on Day 2 of the first cycle, and 500 mg/m<sup>2</sup> on Day 1 of 5 subsequent cycles, for a total of 6 cycles. Each cycle was 28 days.

The median age was 58 years (range, 28 to 70 years), 67% were male, and 90% were Caucasian. All patients had a baseline ECOG performance status of 0 or 1 (98%) or 2 (2%). At baseline, 43% of patients presented with Rai Stage III or IV, and 59% of patients presented with CLL/SLL with high risk factors (TP53 mutation [6%], del11q [22%], or unmutated IGHV [53%]).

With a median follow-up time on study of 37 months, efficacy results for E1912 are shown in Table 7. The Kaplan-Meier curves for PFS, assessed according to IWCLL criteria, and OS are shown in Figures 6 and 7, respectively.

**Table 7: Efficacy results in Study E1912**

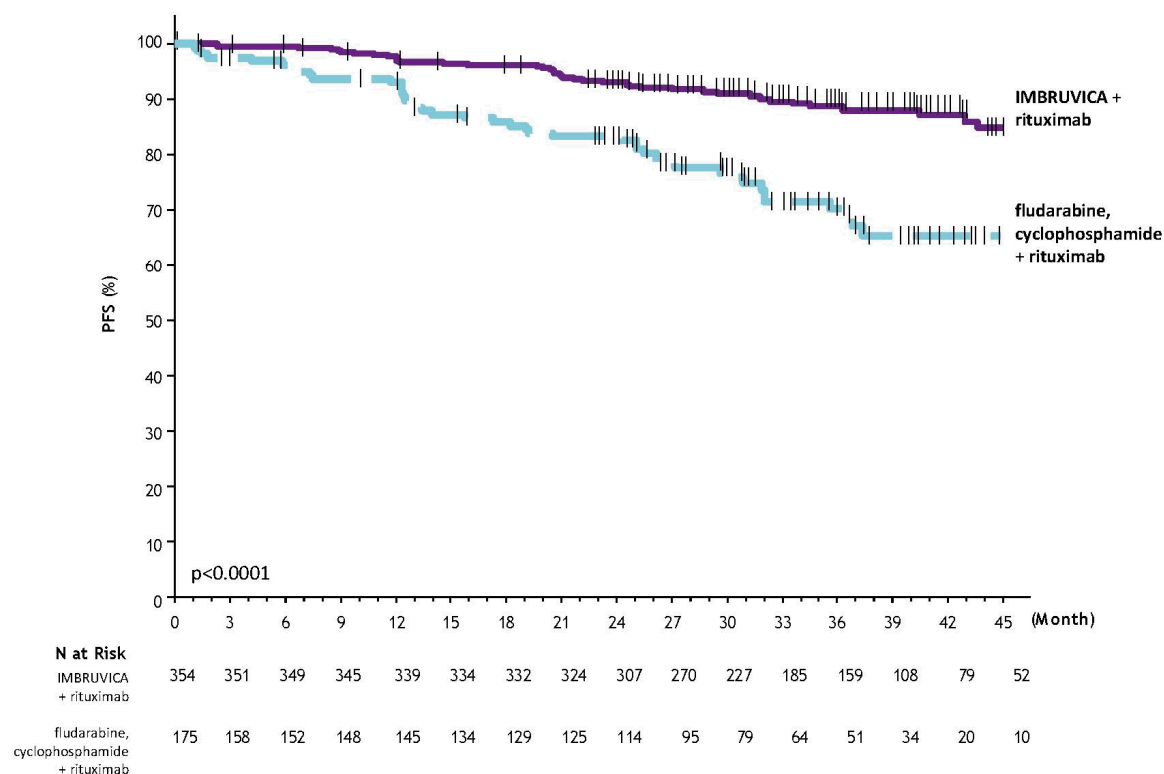
Endpoint	Ibrutinib+rituximab (IR) N=354	Fludarabine, Cyclophosphamide, and Rituximab (FCR) N=175
<b>Progression Free Survival</b>		
Number of events (%)	41 (12)	44 (25)
Disease progression	39	38
Death events	2	6
Median (95% CI), months	NE (49.4, NE)	NE (47.1, NE)
HR (95% CI)	0.34 (0.22, 0.52)	
P-value <sup>a</sup>	<0.0001	
<b>Overall Survival</b>		
Number of deaths (%)	4 (1)	10 (6)
HR (95% CI)	0.17 (0.05, 0.54)	
P-value <sup>a</sup>	0.0007	
<b>Overall Response Rate<sup>b</sup> (%)</b>	96.9	85.7

<sup>a</sup> P-value is from unstratified log-rank test.

<sup>b</sup> Investigator evaluated.

HR = hazard ratio; NE = not evaluable

**Figure 6: Kaplan-Meier Curve of PFS (ITT Population) in Study E1912**



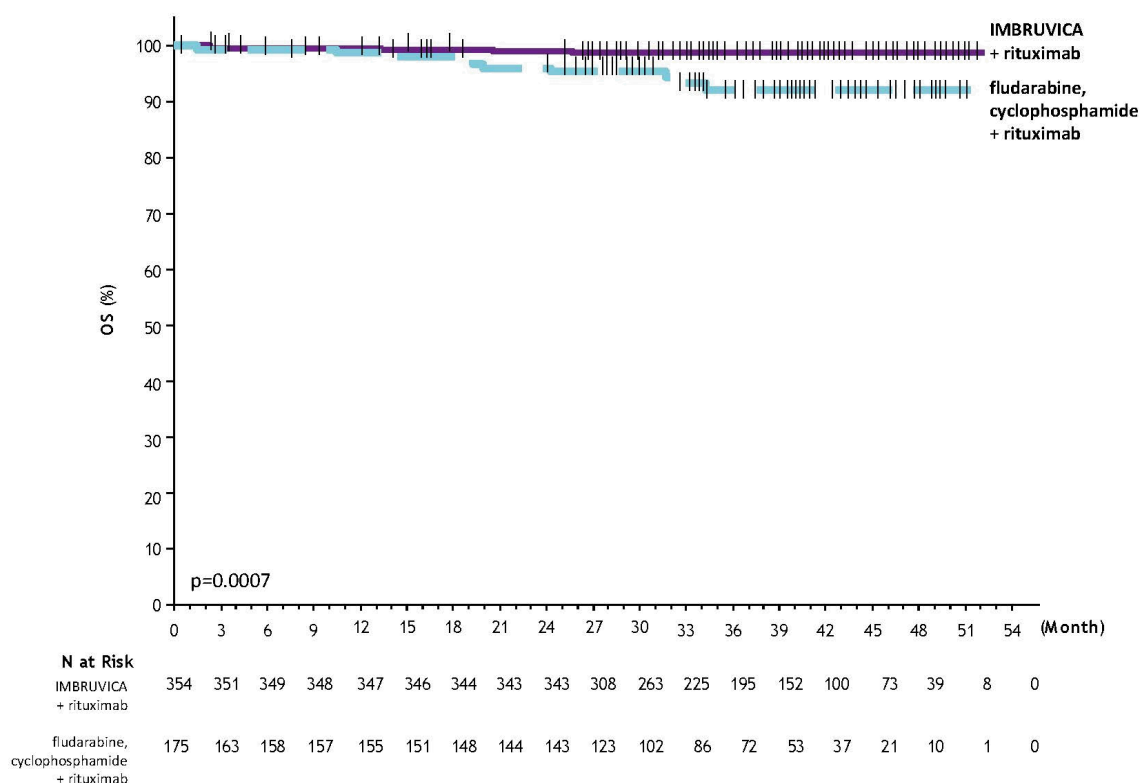
The treatment effect of ibrutinib was consistent across the high-risk CLL/SLL population (TP53 mutation, del11q, or unmutated IGHV), with a PFS HR of 0.23 [95% CI (0.13, 0.40)],  $p < 0.0001$ , as shown in Table 8. The 3-year PFS rate estimates for the high-risk CLL/SLL population were 90.4% [95% CI (85.4, 93.7)] and 60.3% [95% CI (46.2, 71.8)] in the IR and FCR arms, respectively.

**Table 8: Subgroup Analysis of PFS (Study E1912)**

	N	Hazard Ratio	95% CI
All subjects	529	0.340	0.222, 0.522
<b>High risk (TP53/del11q/unmutated IGHV)</b>			
Yes	313	0.231	0.132, 0.404
No	216	0.568	0.292, 1.105
<b>del11q</b>			
Yes	117	0.199	0.088, 0.453
No	410	0.433	0.260, 0.722
<b>Unmutated IGHV</b>			
Yes	281	0.233	0.129, 0.421
No	112	0.741	0.276, 1.993
<b>Bulky disease</b>			
<5 cm	316	0.393	0.217, 0.711
≥5 cm	194	0.257	0.134, 0.494
<b>Rai stage</b>			
0/I/II	301	0.398	0.224, 0.708
III/IV	228	0.281	0.148, 0.534
<b>ECOG</b>			
0	335	0.242	0.138, 0.422
1-2	194	0.551	0.271, 1.118

Hazard ratio based on non-stratified analysis

**Figure 7: Kaplan-Meier Curve of OS (ITT Population) in Study E1912**



*Fixed duration combination therapy*

The safety and efficacy of fixed duration therapy with IMBRUVICA in combination with venetoclax versus chlorambucil in combination with obinutuzumab in patients with previously untreated CLL were evaluated in a randomised, open-label, phase 3 (CLL3011) study. The study enrolled patients with previously untreated CLL who were 65 years or older, and adult patients <65 years of age with a CIRS score >6 or CrCL ≥30 to <70 mL/min. Patients with del 17p or known TP53 mutations were excluded. Patients (n=211) were randomised 1:1 to receive either IMBRUVICA in combination with

venetoclax or chlorambucil in combination with obinutuzumab. Patients in the IMBRUVICA plus venetoclax arm received single agent IMBRUVICA for 3 cycles followed by IMBRUVICA in combination with venetoclax for 12 cycles (including 5-week dose-titration schedule). Each cycle was 28 days. IMBRUVICA was administered at a dose of 420 mg daily. Venetoclax was administered daily, starting with 20 mg for 1 week, followed by 1 week at each dose level of 50 mg, 100 mg, and 200 mg, then the recommended daily dose of 400 mg. Patients randomised to the chlorambucil plus obinutuzumab arm received treatment for 6 cycles. Obinutuzumab was administered at a dose of 1 000 mg on Days 1, 8 and 15 in Cycle 1. In Cycles 2 to 6, 1 000 mg obinutuzumab was given on Day 1. Chlorambucil was administered at a dose of 0.5 mg/kg body weight on Days 1 and 15 of Cycles 1 to 6. Patients with confirmed progression by IWCLL criteria after completion of either fixed duration regimen could be treated with single-agent IMBRUVICA.

The median age was 71 years (range, 47 to 93 years), 58% were male, and 96% were Caucasian. All patients had a baseline ECOG performance status of 0 (35%), 1 (53%), or 2 (12%). At baseline, 18% of patients presented with CLL with del 11q and 52% with unmutated IGHV.

At baseline assessment for risk of tumor lysis syndrome, 25% of patients had high tumor burden. After 3 cycles of single-agent IMBRUVICA lead-in therapy, 2% of patients had high tumor burden. High tumor burden was defined as any lymph node  $\geq 10$  cm; or any lymph node  $\geq 5$  cm and absolute lymphocyte count  $\geq 25 \times 10^9/L$ .

With a median follow-up time on study of 28 months, efficacy results for Study CLL3011 assessed by an IRC according to IWCLL criteria are shown in Table 9, the Kaplan-Meier curve for PFS is shown in Figure 8, and rates of minimal residual disease (MRD) negativity are shown in Table 10.

**Table 9: Efficacy Results in Study CLL3011**

<b>Endpoint<sup>a</sup></b>	<b>IMBRUVICA + Venetoclax N=106</b>	<b>Chlorambucil + Obinutuzumab N=105</b>
<b>Progression Free Survival</b>		
Number of events (%)	22 (20.8)	67 (63.8)
Median (95% CI), months	NE (31.2, NE)	21.0 (16.6, 24.7)
HR (95% CI)	0.22 (0.13, 0.36)	
P-value <sup>b</sup>	<0.0001	
<b>Complete Response Rate (%)<sup>c</sup></b>	38.7	11.4
95% CI	(29.4, 48.0)	(5.3, 17.5)
P-value <sup>d</sup>	<0.0001	
<b>Overall Response Rate (%)<sup>e</sup></b>	86.8	84.8
95% CI	(80.3, 93.2)	(77.9, 91.6)

<sup>a</sup> Based on IRC assessment

<sup>b</sup> P-value is from stratified log-rank test

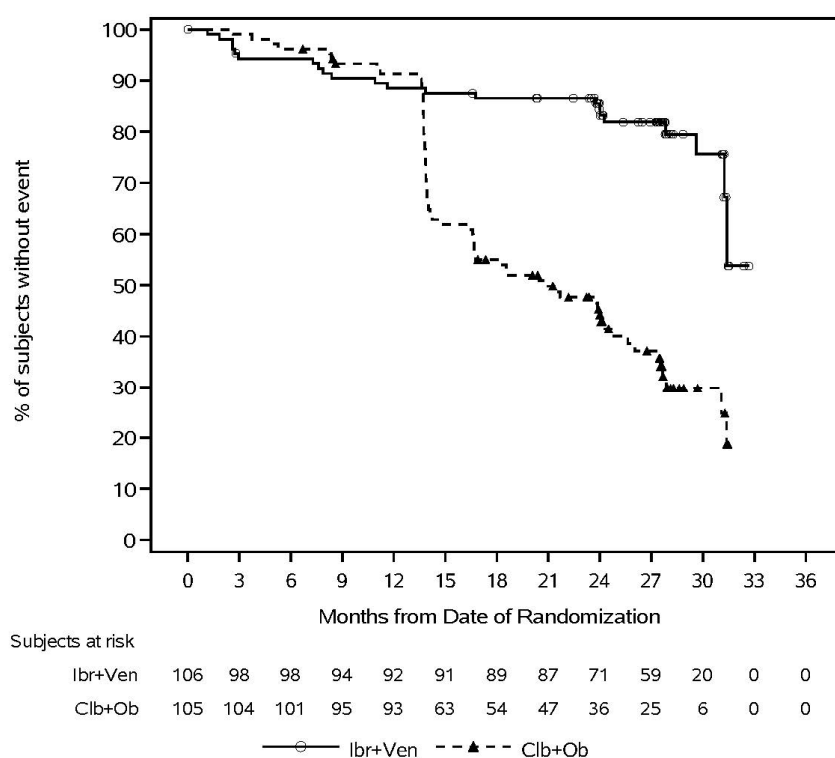
<sup>c</sup> Includes 3 patients in the IMBRUVICA + venetoclax arm with a complete response with incomplete marrow recovery (CRi)

<sup>d</sup> P-value is from Cochran-Mantel-Haenszel chi-square test

<sup>e</sup> Overall response = CR+CRi+nPR+PR

CR = complete response; CRi = complete response with incomplete marrow recovery; HR = hazard ratio; NE = not evaluable; nPR = nodular partial response; PR = partial response

**Figure 8: Kaplan-Meier Curve of Progression-Free Survival (ITT Population) in Patients with CLL in Study CLL3011**



The treatment effect of IMBRUVICA plus venetoclax was consistent across the high-risk CLL population (TP53 mutation, del 11q, or unmutated IGHV), with a PFS HR of 0.23 [95% CI (0.13, 0.41)].

Overall survival data were not mature. With a median follow-up of 28 months, there was no significant difference between treatment arms with a total of 23 deaths: 11 (10.4%) in the IMBRUVICA plus venetoclax arm and 12 (11.4%) in the chlorambucil plus obinutuzumab arm with a OS HR of 1.048 [95% CI (0.454, 2.419)]. After 6 months additional follow-up, 11 (10.4%) and 16 (15.2%) deaths were reported in the IMBRUVICA plus venetoclax arm and the chlorambucil plus obinutuzumab arm, respectively with OS HR estimated at 0.760 [95% CI (0.352, 1.642)].

**Table 10: Minimal Residual Disease Negativity Rates in Study CLL3011**

	NGS Assay <sup>a</sup>		Flow cytometry <sup>b</sup>	
	IMBRUVICA + Venetoclax N=106	Chlorambucil + Obinutuzumab N=105	IMBRUVICA + Venetoclax N=106	Chlorambucil + Obinutuzumab N=105
<b>MRD Negativity Rate</b>				
Bone marrow, n (%)	59 (55.7)	22 (21.0)	72 (67.9)	24 (22.9)
95% CI	(46.2, 65.1)	(13.2, 28.7)	(59.0, 76.8)	(14.8, 30.9)
P-value	<0.0001			
Peripheral Blood, n (%)	63 (59.4)	42 (40.0)	85 (80.2)	49 (46.7)
95% CI	(50.1, 68.8)	(30.6, 49.4)	(72.6, 87.8)	(37.1, 56.2)



<b>MRD Negativity Rate at Three Months After Completion of Treatment</b>				
Bone marrow, n (%)	55 (51.9)	18 (17.1)	60 (56.6)	17 (16.2)
95% CI	(42.4, 61.4)	(9.9, 24.4)	(47.2, 66.0)	(9.1, 23.2)
Peripheral Blood, n (%)	58 (54.7)	41 (39.0)	65 (61.3)	43 (41.0)
95% CI	(45.2, 64.2)	(29.7, 48.4)	(52.0, 70.6)	(31.5, 50.4)

P-values are from Cochran-Mantel-Haenszel chi-square test. P-value for MRD negativity rate in bone marrow by NGS was the primary MRD analysis.

<sup>a</sup> Based on threshold of  $10^{-4}$  using a next-generation sequencing assay (clonoSEQ)

<sup>b</sup> MRD was evaluated by flow cytometry of peripheral blood or bone marrow per central laboratory. The definition of negative status was  $<1$  CLL cell per 10 000 leukocytes ( $<1 \times 10^4$ ).

CI = confidence interval; NGS = next-generation sequencing

Twelve months after the completion of treatment, MRD negativity rates in peripheral blood were 49.1% (52/106) by NGS assay and 54.7% (58/106) by flow cytometry in patients treated with IMBRUVICA plus venetoclax and, at the corresponding time point, was 12.4% (13/105) by NGS assay and 16.2% (17/105) by flow cytometry in patients treated with chlorambucil plus obinutuzumab.

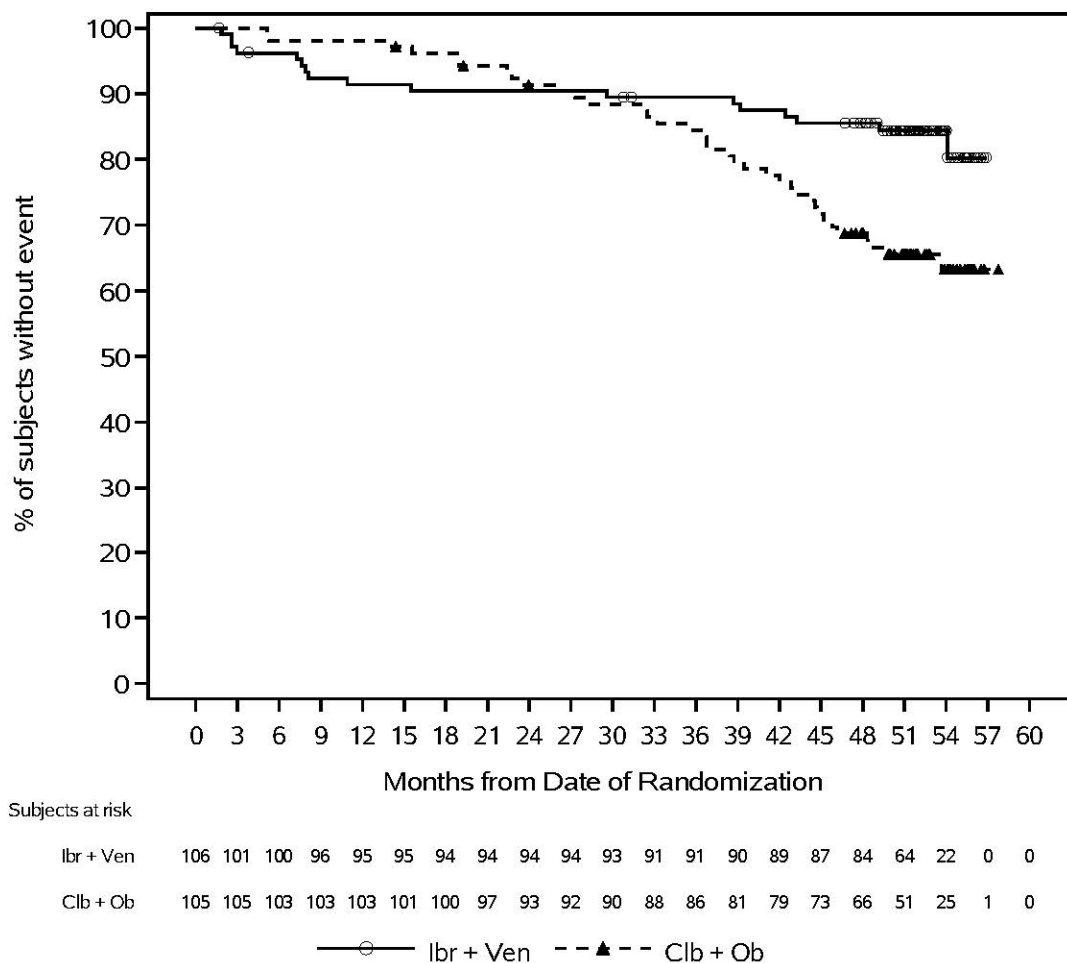
TLS was reported in 6 patients treated with chlorambucil plus obinutuzumab and no TLS was reported in IMBRUVICA in combination with venetoclax.

Overall follow-up of 58 months (median of 52 months)

With an overall follow-up of 58 months (median follow-up time on study of 52 months) in Study CLL3011, a 77% reduction in the risk of death or progression by investigator assessment was observed for patients in the IMBRUVICA arm. The overall survival hazard ratio was 0.458 [95% CI (0.257, 0.818), nominal  $p=0.0068$ , not type 1 error controlled]. There were 17 (16.0%) deaths in the IMBRUVICA plus venetoclax arm and 36 (34.3%) in the chlorambucil plus obinutuzumab arm. Median time to next treatment was not reached for either arm (HR=0.164; 95% CI: 0.081, 0.330) with 9.4% of subjects in the IMBRUVICA plus venetoclax arm and 41.0% of subjects in the chlorambucil plus obinutuzumab arm having initiated subsequent anticancer therapy.

Kaplan-Meier curve for OS is shown in Figure 9.

**Figure 9: Kaplan-Meier Curve of Overall Survival (ITT Population) in Patients with CLL/SLL in Study CLL3011 with 58 Months Follow-up**



The safety and efficacy of fixed duration therapy with IMBRUVICA in combination with venetoclax in patients with previously untreated CLL were further evaluated in a cohort of the phase 2, multi-center, 2-cohort study (PCYC-1142-CA). The study enrolled previously untreated patients with CLL who were 70 years or younger. The study enrolled 323 patients, of these, 159 patients were enrolled to fixed duration therapy consisting of 3 cycles of single agent IMBRUVICA followed by IMBRUVICA in combination with venetoclax for 12 cycles (including 5-week dose titration schedule). Each cycle was 28 days. IMBRUVICA was administered at a dose of 420 mg daily. Venetoclax was administered daily, starting with 20 mg for 1 week, followed by 1 week at each dose level of 50 mg, 100 mg, and 200 mg, then the recommended daily dose of 400 mg. Patients with confirmed progression by IWCLL criteria after completion of the fixed duration regimen could be retreated with single-agent IMBRUVICA.

The median age was 60 years (range, 33 to 71 years), 67% were male, and 92% were Caucasian. All patients had a baseline ECOG performance status of 0 (69%) or 1 (31%). At baseline, 13% of patients had del 17p, 18% with del 11q, 17% with del 17p/TP53 mutation, 56% with unmutated IGHV and 19% with complex karyotype. At baseline assessment for risk of tumor lysis syndrome, 21% of patients had high tumor burden.

After 3 cycles of single-agent IMBRUVICA lead-in therapy, 1% of patients had high tumor burden. High tumor burden was defined as any lymph node  $\geq 10$  cm, or any lymph node  $\geq 5$  cm and absolute lymphocyte count  $\geq 25 \times 10^9/L$ .

With a median follow-up time on study of 28 months, efficacy results for PCYC-1142-CA assessed by an IRC according to IWCLL criteria are shown in Table 11, and rates of minimal residual disease (MRD) negativity are shown in Table 12.

**Table 11: Efficacy Results in Study PCYC 1142-CA (Fixed Duration Cohort)**

Endpoint <sup>a</sup>	IMBRUVICA + Venetoclax	
	Without Del 17p (N=136)	All (N=159)
<b>Overall Response Rate, n (%)<sup>b</sup></b>	130 (95.6)	153 (96.2)
95% CI (%)	(92.1, 99.0)	(93.3, 99.2)
<b>Complete Response Rate, n (%)<sup>c</sup></b>	83 (61.0)	95 (59.7)
95% CI (%)	(52.8, 69.2)	(52.1, 67.4)
Median duration of CR, months (range) <sup>d</sup>	NE (0.03+, 24.9+)	NE (0.03+, 24.9+)

<sup>a</sup> Based on IRC assessment

<sup>b</sup> Overall response = CR + CRi + nPR + PR

<sup>c</sup> Includes 3 patients with a complete response with incomplete marrow recovery (CRi)

<sup>d</sup> A '+' sign indicates a censored observation

CR = complete response; CRi = complete response with incomplete marrow recovery; nPR = nodular partial response; PR = partial response; NE = not evaluable

**Table 12: Minimal Residual Disease Negativity Rates in Study PCYC 1142-CA (Fixed Duration Cohort)**

Endpoint	IMBRUVICA + Venetoclax	
	Without Del 17p (N=136)	All (N=159)
<b>MRD Negativity Rate</b>		
Bone marrow, n (%)	84 (61.8)	95 (59.7)
95% CI	(53.6, 69.9)	(52.1, 67.4)
Peripheral Blood, n (%)	104 (76.5)	122 (76.7)
95% CI	(69.3, 83.6)	(70.2, 83.3)
<b>MRD Negativity Rate at Three Months After Completion of Treatment</b>		
Bone marrow, n (%)	74 (54.4)	83 (52.2)
95% CI	(46.0, 62.8)	(44.4, 60.0)
Peripheral Blood, n (%)	78 (57.4)	90 (56.6)
95% CI	(49.0, 65.7)	(48.9, 64.3)

MRD was evaluated by flow cytometry of peripheral blood or bone marrow per central laboratory. The definition of negative status was  $<1$  CLL cell per 10 000 leukocytes ( $<1 \times 10^4$ ).

CI = confidence interval

In patients with del 17p/TP53 mutation (n=27) in PCYC-1142-CA the overall response rate based on IRC assessment was 96.3%; complete response rate was 55.6% and the median duration of complete response was not reached (range, 4.3 to 22.6 months). The MRD negativity rate in patients with del 17p/TP53 mutation 3 months after completion of treatment in bone marrow and peripheral blood was 40.7% and 59.3%, respectively.

No TLS was reported in patients treated with IMBRUVICA in combination with venetoclax.

*Patients with CLL who received at least one prior therapy*

*Single agent*

The safety and efficacy of IMBRUVICA in patients with CLL were demonstrated in one uncontrolled study and one randomised, controlled study. The open-label, multi-center study (PCYC-1102-CA) included 51 patients with relapsed or refractory CLL, who received 420 mg once daily. IMBRUVICA was administered until disease progression or unacceptable toxicity. The median age was 68 years (range: 37 to 82 years), median time since diagnosis was 80 months, and median number of prior treatments was 4 (range: 1 to 12 treatments), including 92.2% with a prior nucleoside analog, 98.0% with prior rituximab, 86.3% with a prior alkylator, 39.2% with prior bendamustine and 19.6% with prior ofatumumab. At baseline, 39.2% of patients had Rai Stage IV, 45.1% had bulky disease ( $\geq 5$  cm), 35.3% had deletion 17p and 31.4% had deletion 11q.

ORR was assessed according to the 2008 IWCLL criteria by investigators and IRC. At a median duration follow-up of 16.4 months, the ORR by IRC for the 51 relapsed or refractory patients was 64.7% (95% CI: 50.1%; 77.6%), all PRs. The ORR including PR with lymphocytosis was 70.6%. Median time to response was 1.9 months. The DOR ranged from 3.9 to 24.2+ months. The median DOR was not reached.

A randomised, multi-center, open-label phase 3 study of IMBRUVICA versus ofatumumab (PCYC-1112-CA) was conducted in patients with relapsed or refractory CLL. Patients (n=391) were randomised 1:1 to receive either IMBRUVICA 420 mg daily until disease progression or unacceptable toxicity, or ofatumumab for up to 12 doses (300/2 000 mg). Fifty-seven patients randomised to ofatumumab crossed over following progression to receive IMBRUVICA. The median age was 67 years (range: 30 to 88 years), 68% were male, and 90% were Caucasian. All patients had a baseline ECOG performance status of 0 or 1. The median time since diagnosis was 91 months and the median number of prior treatments was 2 (range: 1 to 13 treatments). At baseline, 58% of patients had at least one tumour  $\geq 5$  cm. Thirty-two percent of patients had deletion 17p (with 50% of patients having deletion 17p/TP53 mutation), 24% had 11q deletion, and 47% of patients had unmutated IGHV.

Progression free survival (PFS) as assessed by an IRC according to IWCLL criteria indicated a 78% statistically significant reduction in the risk of death or progression for patients in the IMBRUVICA arm. Analysis of OS demonstrated a 57% statistically significant reduction in the risk of death for patients in the IMBRUVICA arm. Efficacy results for Study PCYC-1112-CA are shown in Table 13.

**Table 13: Efficacy results in patients with CLL (Study PCYC-1112-CA)**

<b>Endpoint</b>	<b>IMBRUVICA N=195</b>	<b>Ofatumumab N=196</b>
Median PFS	Not reached	8.1 months
	HR=0.215 [95% CI: 0.146; 0.317]	
OS <sup>a</sup>	HR=0.434 [95% CI: 0.238; 0.789] <sup>b</sup> HR=0.387 [95% CI: 0.216; 0.695] <sup>c</sup>	
ORR <sup>d, e</sup> (%)	42.6	4.1
ORR including PR with lymphocytosis <sup>d</sup> (%)	62.6	4.1

HR=hazard ratio; CI=confidence interval; ORR=overall response rate; OS=overall survival; PFS=progression-free survival; PR=partial response

<sup>a</sup> Median OS not reached for both arms. p<0.005 for OS.

<sup>b</sup> Patients randomised to ofatumumab were censored when starting IMBRUVICA if applicable.

<sup>c</sup> Sensitivity analysis in which crossover patients from the ofatumumab arm were not censored at the date of first dose of IMBRUVICA.

<sup>d</sup> Per IRC. Repeat CT scans required to confirm response.

<sup>e</sup> All PRs achieved; p<0.0001 for ORR.

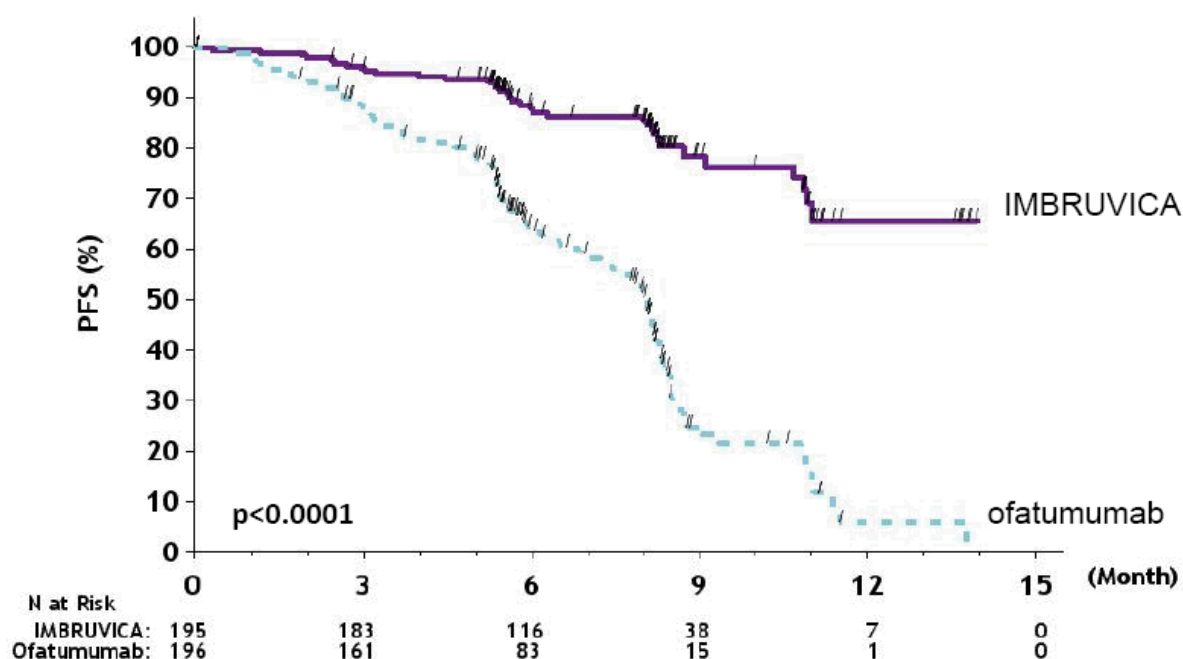
Median follow-up time on study=9 months

The efficacy was similar across all of the subgroups examined, including in patients with and without deletion 17p, a pre-specified stratification factor (Table 14).

<b>Table 14: Subgroup analysis of PFS (Study PCYC-1112-CA)</b>			
	<b>N</b>	<b>Hazard Ratio</b>	<b>95% CI</b>
All subjects	391	0.210	(0.143; 0.308)
<b>Del17P</b>			
Yes	127	0.247	(0.136; 0.450)
No	264	0.194	(0.117; 0.323)
<b>Refractory disease to purine analog</b>			
Yes	175	0.178	(0.100; 0.320)
No	216	0.242	(0.145; 0.404)
<b>Age</b>			
<65	152	0.166	(0.088; 0.315)
≥65	239	0.243	(0.149; 0.395)
<b>Number of prior lines</b>			
<3	198	0.189	(0.100; 0.358)
≥3	193	0.212	(0.130; 0.344)
<b>Bulky disease</b>			
<5 cm	163	0.237	(0.127; 0.442)
≥5 cm	225	0.191	(0.117; 0.311)
Hazard ratio based on non-stratified analysis			

The Kaplan-Meier curve for PFS is shown in Figure 10.

**Figure 10: Kaplan-Meier Curve of PFS (ITT Population) in Study PCYC-1112-CA**



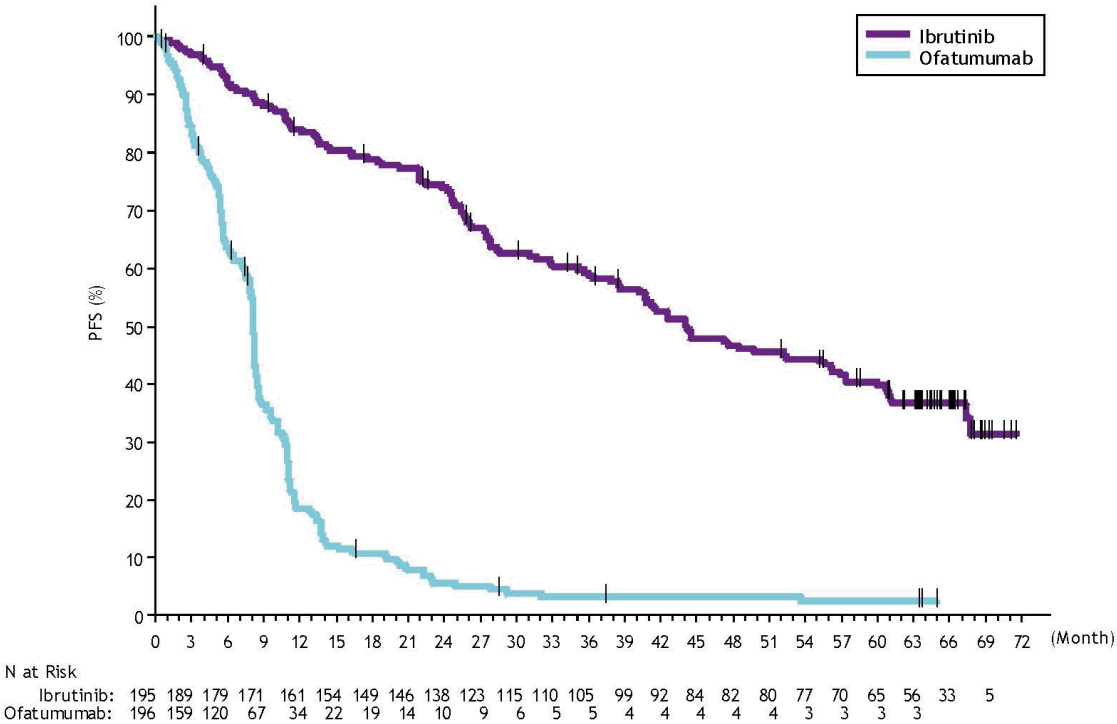
*Final Analysis at 65-month follow-up*

With a median follow-up time on study of 65 months in Study PCYC-1112-CA, an 85% reduction in the risk of death or progression by investigator assessment was observed for patients in the IMBRUVICA arm. The median investigator-assessed PFS according to IWCLL criteria was 44.1 months [95% CI (38.47, 56.18)] in the IMBRUVICA arm and 8.1 months [95% CI (7.79, 8.25)] in the ofatumumab arm, respectively; HR=0.15 [95% CI (0.11, 0.20)]. The updated Kaplan-Meier curve for PFS is shown in Figure 11. The investigator-assessed ORR in the IMBRUVICA arm was 87.7% versus 22.4% in the ofatumumab arm. At the time of final analysis, 133 (67.9%) of the 196 subjects originally randomised to the ofatumumab treatment arm had crossed over to ibrutinib treatment. The median investigator-assessed PFS2 (time from randomisation until PFS event after first subsequent anti-neoplastic therapy) according to IWCLL criteria was 65.4 months [95% CI (51.61, not estimable)] in the IMBRUVICA arm and 38.5 months [95% CI (19.98, 47.24)] in the ofatumumab

arm, respectively; HR=0.54 [95% CI (0.41, 0.71)]. The median OS was 67.7 months [95% CI (61.0, not estimable)] in the IMBRUVICA arm.

The treatment effect of ibrutinib in Study PCYC-1112-CA was consistent across high-risk patients with deletion 17p/TP53 mutation, deletion 11q, and/or unmutated IGHV.

**Figure 11: Kaplan-Meier Curve of PFS (ITT Population) in Study PCYC-1112-CA at Final Analysis with 65 Months Follow-up**



*Combination therapy*

The safety and efficacy of IMBRUVICA in patients previously treated for CLL were further evaluated in a randomised, multicenter, double-blinded phase 3 study of IMBRUVICA in combination with BR versus placebo+BR (Study CLL3001). Patients (n=578) were randomised 1:1 to receive either IMBRUVICA 420 mg daily or placebo in combination with BR until disease progression, or unacceptable toxicity. All patients received BR for a maximum of six 28-day cycles. Bendamustine was dosed at 70 mg/m<sup>2</sup> infused IV over 30 minutes on Cycle 1, Days 2 and 3, and on Cycles 2-6, Days 1 and 2 for up to 6 cycles. Rituximab was administered at a dose of 375 mg/m<sup>2</sup> in the first cycle, Day 1, and 500 mg/m<sup>2</sup> Cycles 2 through 6, Day 1. Ninety patients randomised to placebo+BR crossed over to receive IMBRUVICA following IRC confirmed progression. The median age was 64 years (range, 31 to 86 years), 66% were male, and 91% were Caucasian. All patients had a baseline ECOG performance status of 0 or 1. The median time since diagnosis was 6 years and the median number of prior treatments was 2 (range, 1 to 11 treatments). At baseline, 56% of patients had at least one tumour ≥5 cm, 26% had del11q.

Progression free survival (PFS) was assessed by IRC according to IWCLL criteria. Efficacy results for Study CLL3001 are shown in Table 15.

**Table 15: Efficacy Results in patients with CLL (Study CLL3001)**

Endpoint	IMBRUVICA+BR N=289	Placebo+BR N=289
<b>PFS<sup>a</sup></b>		
Median (95% CI), months	Not reached	13.3 (11.3, 13.9)
	HR=0.203 [95% CI: 0.150, 0.276]	
ORR <sup>b</sup> %	82.7	67.8
OS <sup>c</sup>	HR=0.628 [95% CI: 0.385, 1.024]	

CI=confidence interval; HR=hazard ratio; ORR=overall response rate; OS=overall survival; PFS=progression-free survival

<sup>a</sup> IRC evaluated.

<sup>b</sup> IRC evaluated, ORR (complete response, complete response with incomplete marrow recovery, nodular partial response, partial response).

<sup>c</sup> Median OS not reached for both arms.

## WM

### Single agent

The safety and efficacy of IMBRUVICA in WM (IgM-excreting lymphoplasmacytic lymphoma) were evaluated in an open-label, multi-center, single-arm trial of 63 previously treated patients. The median age was 63 years (range: 44 to 86 years), 76% were male, and 95% were Caucasian. All patients had a baseline ECOG performance status of 0 or 1. The median time since diagnosis was 74 months, and the median number of prior treatments was 2 (range: 1 to 11 treatments). At baseline, the median serum IgM value was 3.5 g/dL, and 60% of patients were anaemic (haemoglobin  $\leq$ 11 g/dL or 6.8 mmol/L).

IMBRUVICA was administered orally at 420 mg once daily until disease progression or unacceptable toxicity. The primary endpoint in this study was ORR per investigator assessment. The ORR and DOR were assessed using criteria adopted from the Third International Workshop of WM. Responses to IMBRUVICA are shown in Table 16.

**Table 16: ORR and DOR in patients with WM**

	Total (N=63)
ORR (%)	87.3
95% CI (%)	(76.5, 94.4)
VGPR (%)	14.3
PR (%)	55.6
MR (%)	17.5
Median DOR months (range)	NR (0.03+, 18.8+)

CI=confidence interval; DOR=duration of response; NR=not reached; MR=minor response; PR=partial response;

VGPR=very good partial response; ORR=MR+PR+VGPR

Median follow-up time on study=14.8 months

The median time to response was 1.0 month (range: 0.7-13.4 months).

Efficacy results were also assessed by an IRC demonstrating an ORR of 83%, with a 11% VGPR rate and a 51% PR rate.

### Combination therapy

The safety and efficacy of IMBRUVICA in WM were further evaluated in patients with treatment-naïve or previously treated WM in a randomised, multicenter, double-blinded phase 3 study of IMBRUVICA in combination with rituximab versus placebo in combination with rituximab (PCYC-1127-CA). Patients (n=150) were randomised 1:1 to receive either IMBRUVICA 420 mg daily or placebo in combination with rituximab until disease progression or unacceptable toxicity. Rituximab was administered weekly at a dose of 375 mg/m<sup>2</sup> for 4 consecutive weeks (weeks 1-4) followed by a second course of weekly rituximab for 4 consecutive weeks (weeks 17-20).

The median age was 69 years (range, 36 to 89 years), 66% were male, and 79% were Caucasian. Ninety-three percent of patients had a baseline ECOG performance status of 0 or 1, and 7% of patients had a baseline ECOG performance status of 2. Forty-five percent of patients were treatment-naïve, and 55% of patients were previously treated. The median time since diagnosis was 52.6 months

(treatment-naïve patients=6.5 months and previously treated patients=94.3 months). Among previously treated patients, the median number of prior treatments was 2 (range, 1 to 6 treatments). At baseline, the median serum IgM value was 3.2 g/dL (range, 0.6 to 8.3 g/dL), 63% of patients were anaemic (haemoglobin  $\leq$ 11 g/dL or 6.8 mmol/L) and MYD88 L265P mutations were present in 77% of patients, absent in 13% of patients, and 9% of patients were not evaluable for mutation status.

At the primary analysis, with a median follow-up of 26.5 months, the IRC-assessed PFS hazard ratio was 0.20 [95% CI (0.11, 0.38)]. PFS hazard ratios for treatment-naïve patients, previously treated patients, and patients with or without MYD88 L265P mutations were consistent with the PFS hazard ratio for the ITT population.

Grade 3 or 4 infusion-related reactions were observed in 1% of patients treated with IMBRUVICA+rituximab and 16% of patients treated with placebo+rituximab.

Tumor flare in the form of IgM increase occurred in 8.0% of subjects in the IMBRUVICA+rituximab arm and 46.7% of subjects in the placebo+rituximab arm.

#### *Final Analysis at 63-month follow-up*

With an overall follow-up of 63 months, efficacy results as assessed by an IRC at the time of the final analysis for PCYC-1127-CA are shown in Table 17 and the Kaplan-Meier curve for PFS is shown in Figure 12. PFS hazard ratios for treatment-naïve patients (0.31 [95% CI (0.14, 0.69)]) and previously treated patients (0.22 [95% CI (0.11, 0.43)]) were consistent with the PFS hazard ratio for the ITT population.



**Table 17: Efficacy results in Study PCYC-1127-CA (Final Analysis\*)**

<b>Endpoint</b>	<b>IMBRUVICA + R N=75</b>	<b>Placebo + R N=75</b>
<b>Progression Free Survival<sup>a, b</sup></b>		
Number of events (%)	22 (29)	50 (67)
Median (95% CI), months	Not reached	20.3 (13.0, 27.6)
HR (95% CI)	0.25 (0.15, 0.42)	
P-value	<0.0001	
<b>Time to next treatment</b>		
Median (95% CI), months	Not reached	18.1 (11.1, 33.1)
HR (95% CI)	0.1 (0.05, 0.21)	
<b>Best Overall Response (%)</b>		
CR	1.3	1.3
VGPR	29.3	4.0
PR	45.3	25.3
MR	16.0	13.3
<b>Overall Response Rate<sup>c</sup> (CR, VGPR, PR, MR) (%)</b>		
	69 (92.0)	33 (44.0)
Median duration of overall response, months (range)	Not reached (2.7, 58.9+)	27.6 (1.9, 55.9+)
<b>Response Rate (CR, VGPR, PR)<sup>c, d</sup> (%)</b>		
	57 (76.0)	23 (30.7)
Median duration of response, months (range)	Not reached (1.9+, 58.9+)	Not reached (4.6, 49.7+)
<b>Rate of Sustained Hemoglobin Improvement<sup>c, e</sup> (%)</b>		
	77.3	42.7

CI = confidence interval; CR = complete response; HR = hazard ratio; MR = minor response; PR = partial response;

R = Rituximab; VGPR = very good partial response

\* Median follow-up time on study = 49.7 months.

<sup>a</sup> IRC evaluated.

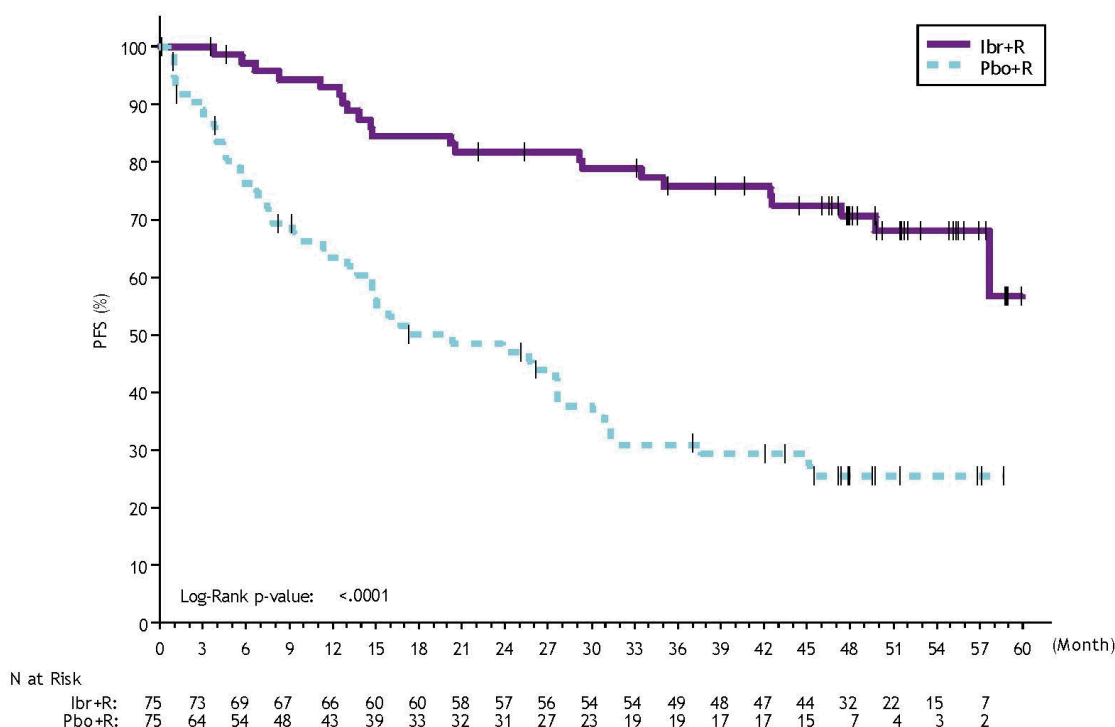
<sup>b</sup> 4-year PFS estimates were 70.6% [95% CI (58.1, 80.0)] in the IMBRUVICA + R arm versus 25.3% [95% CI (15.3, 36.6)] in the placebo + R arm.

<sup>c</sup> p-value associated with response rate was <0.0001.

<sup>d</sup> Response rate was 76% vs 41% in treatment-naïve patients and 76% vs 22% in previously treated patients for the IMBRUVICA + R arm vs the placebo + R arm, respectively.

<sup>e</sup> Defined as increase of  $\geq 2$  g/dL over baseline regardless of baseline value, or an increase to  $>11$  g/dL with a  $\geq 0.5$  g/dL improvement if baseline was  $\leq 11$  g/dL.

**Figure 12: Kaplan-Meier Curve of PFS (ITT Population) in Study PCYC-1127-CA (Final Analysis)**



Study PCYC-1127-CA had a separate monotherapy arm of 31 patients with previously treated WM who failed prior rituximab-containing therapy and received single agent IMBRUVICA. The median age was 67 years (range, 47 to 90 years). Eighty-one percent of patients had a baseline ECOG performance status of 0 or 1, and 19% had a baseline ECOG performance status of 2. The median number of prior treatments was 4 (range, 1 to 7 treatments). With an overall follow-up of 61 months, the response rate observed in Study PCYC-1127-CA monotherapy arm per IRC assessment was 77% (0% CR, 29% VGPR, 48% PR). The median duration of response was 33 months (range, 2.4 to 60.2+ months). The overall response rate per IRC observed in the monotherapy arm was 87% (0% CR, 29% VGPR, 48% PR, 10% MR). The median duration of overall response was 39 months (range, 2.07 to 60.2+ months).

### Paediatric population

The safety, efficacy, and pharmacokinetics of IMBRUVICA in paediatric and young adult patients with relapsed or refractory mature B-cell non-Hodgkin lymphoma were evaluated in a two-part, multi-centre, open-label Phase 3 study (LYM3003) of IMBRUVICA in combination with either a rituximab, ifosfamide, carboplatin, etoposide and dexamethasone (RICE) regimen or a rituximab, vincristine, ifosfamide, carboplatin, idarubicin, and dexamethasone (RVICI) regimen, as background therapy.

Part 1 of the study (21 patients aged 3 to 17 years) evaluated the dose to be used in part 2 (51 patients aged 3 to 19 years) (see section 5.2).

In part 2, patients were randomised 2:1 to receive either IMBRUVICA as 440 mg/m<sup>2</sup> daily (age below 12 years) or 329 mg/m<sup>2</sup> (age 12 years and older) with background therapy, or background therapy alone until completion of 3 cycles of therapy, transplantation, disease progression or unacceptable toxicity. The primary endpoint of event-free survival (EFS) superiority was not met suggesting no additional benefit from adding ibrutinib to RICE or RVICI (see section 4.2).

## **5.2 Pharmacokinetic properties**

### Absorption

Ibrutinib is rapidly absorbed after oral administration with a median T<sub>max</sub> of 1 to 2 hours. Absolute bioavailability in fasted condition (n=8) was 2.9% (90% CI=2.1 – 3.9) and doubled when combined

with a meal. Pharmacokinetics of ibrutinib does not significantly differ in patients with different B-cell malignancies. Ibrutinib exposure increases with doses up to 840 mg. The steady state AUC observed in patients at 560 mg is (mean  $\pm$  standard deviation)  $953 \pm 705$  ng h/mL. Administration of ibrutinib in fasted condition resulted in approximately 60% of exposure ( $AUC_{last}$ ) as compared to either 30 minutes before, 30 minutes after (fed condition) or 2 hours after a high fat breakfast.

Ibrutinib has a pH dependent solubility, with lower solubility at higher pH. In fasted healthy subjects administered a single 560 mg dose of ibrutinib after taking omeprazole at 40 mg once daily for 5 days, compared to ibrutinib alone, geometric mean ratios (90% CI) were 83% (68-102%), 92% (78-110%), and 38% (26-53%) for  $AUC_{0-24}$ ,  $AUC_{last}$ , and  $C_{max}$ , respectively.

#### Distribution

Reversible binding of ibrutinib to human plasma protein *in vitro* was 97.3% with no concentration dependence in the range of 50 to 1 000 ng/mL. The apparent volume of distribution at steady state ( $V_{d,ss}/F$ ) was approximately 10 000 L.

#### Metabolism

Ibrutinib is metabolised primarily by CYP3A4 to produce a dihydrodiol metabolite with an inhibitory activity towards BTK approximately 15 times lower than that of ibrutinib. Involvement of CYP2D6 in the metabolism of ibrutinib appears to be minimal.

Therefore, no precautions are necessary in patients with different CYP2D6 genotypes.

#### Elimination

Apparent clearance ( $CL/F$ ) is approximately 1 000 L/h. The half-life of ibrutinib is 4 to 13 hours. After a single oral administration of radiolabeled [ $^{14}C$ ]-ibrutinib in healthy subjects, approximately 90% of radioactivity was excreted within 168 hours, with the majority (80%) excreted in the faeces and <10% accounted for in urine. Unchanged ibrutinib accounted for approximately 1% of the radiolabeled excretion product in faeces and none in urine.

#### Special populations

##### *Elderly*

Population pharmacokinetics indicated that age does not significantly influence ibrutinib clearance from the circulation.

##### *Paediatric population*

Pharmacokinetic data show that ibrutinib exposures in children with relapsed or refractory mature B-cell non-Hodgkin lymphoma, aged 12 years and older receiving a daily dose of 329 mg/m<sup>2</sup> and those aged 3 years to below 12 years receiving a daily dose of 440 mg/m<sup>2</sup>, were generally within the range of exposures observed in adult patients administered a daily dose of 560 mg.

##### *Gender*

Population pharmacokinetics data indicated that gender does not significantly influence ibrutinib clearance from the circulation.

##### *Race*

There are insufficient data to evaluate the potential effect of race on ibrutinib pharmacokinetics.

##### *Body weight*

Population pharmacokinetics data indicated that body weight (range: 41-146 kg; mean [SD]: 83 [19 kg]) had a negligible effect on ibrutinib clearance.

##### *Renal impairment*

Ibrutinib has minimal renal clearance; urinary excretion of metabolites is <10% of the dose. No specific studies have been conducted to date in subjects with impaired renal function. There are no data in patients with severe renal impairment or patients on dialysis (see section 4.2).

### *Hepatic impairment*

Ibrutinib is metabolised in the liver. A hepatic impairment trial was performed in non-cancer subjects administered a single dose of 140 mg of medicinal product under fasting conditions. The effect of impaired liver function varied substantially between individuals, but on average a 2.7-, 8.2-, and 9.8-fold increase in ibrutinib exposure ( $AUC_{last}$ ) was observed in subjects with mild (n=6, Child-Pugh class A), moderate (n=10, Child-Pugh class B) and severe (n=8, Child-Pugh class C) hepatic impairment, respectively. The free fraction of ibrutinib also increased with degree of impairment, with 3.0, 3.8 and 4.8% in subjects with mild, moderate and severe liver impairment, respectively, compared to 3.3% in plasma from matched healthy controls within this study. The corresponding increase in unbound ibrutinib exposure ( $AUC_{unbound, last}$ ) is estimated to be 4.1-, 9.8-, and 13-fold in subjects with mild, moderate, and severe hepatic impairment, respectively (see section 4.2).

### *Co-administration with transport substrates/inhibitors*

*In vitro* studies indicated that ibrutinib is not a substrate of P-gp, nor other major transporters, except OCT2. The dihydrodiol metabolite and other metabolites are P-gp substrates. Ibrutinib is an *in vitro* inhibitor of P-gp and BCRP (see section 4.5).

## **5.3 Preclinical safety data**

The following adverse effects were seen in studies of 13-weeks duration in rats and dogs. Ibrutinib was found to induce gastrointestinal effects (soft faeces/diarrhoea and/or inflammation) and lymphoid depletion in rats and dogs with a No Observed Adverse Effect Level (NOAEL) of 30 mg/kg/day in both species. Based on mean exposure (AUC) at the 560 mg/day clinical dose, AUC ratios were 2.6 and 21 at the NOAEL in male and female rats, and 0.4 and 1.8 at the NOAEL in male and female dogs, respectively. Lowest Observed Effect Level (LOEL) (60 mg/kg/day) margins in the dog are 3.6-fold (males) and 2.3-fold (females). In rats, moderate pancreatic acinar cell atrophy (considered adverse) was observed at doses of  $\geq 100$  mg/kg in male rats (AUC exposure margin of 2.6-fold) and not observed in females at doses up to 300 mg/kg/day (AUC exposure margin of 21.3-fold). Mildly decreased trabecular and cortical bone was seen in female rats administered  $\geq 100$  mg/kg/day (AUC exposure margin of 20.3-fold). All gastrointestinal, lymphoid and bone findings recovered following recovery periods of 6-13 weeks. Pancreatic findings partially recovered during comparable reversal periods.

Juvenile toxicity studies have not been conducted.

### *Carcinogenicity/genotoxicity*

Ibrutinib was not carcinogenic in a 6-month study in the transgenic (Tg.rasH2) mouse at oral doses up to 2 000 mg/kg/day with an exposure margin of approximately 23 (males) to 37 (females) times the human AUC of ibrutinib at a dose of 560 mg daily.

Ibrutinib has no genotoxic properties when tested in bacteria, mammalian cells or in mice.

### *Reproductive toxicity*

In pregnant rats, ibrutinib at a dose of 80 mg/kg/day was associated with increased post-implantation loss and increased visceral (heart and major vessels) malformations and skeletal variations with an exposure margin 14 times the AUC found in patients at a daily dose of 560 mg. At a dose of  $\geq 40$  mg/kg/day, ibrutinib was associated with decreased foetal weights (AUC ratio of  $\geq 5.6$  as compared to daily dose of 560 mg in patients). Consequently the foetal NOAEL was 10 mg/kg/day (approximately 1.3 times the AUC of ibrutinib at a dose of 560 mg daily) (see section 4.6).

In pregnant rabbits, ibrutinib at a dose of 15 mg/kg/day or greater was associated with skeletal malformations (fused sternbrae) and ibrutinib at a dose of 45 mg/kg/day was associated with increased post-implantation loss. Ibrutinib caused malformations in rabbits at a dose of 15 mg/kg/day (approximately 2.0 times the exposure (AUC) in patients with MCL administered ibrutinib 560 mg daily and 2.8 times the exposure in patients with CLL or WM receiving ibrutinib dose 420 mg per day). Consequently the foetal NOAEL was 5 mg/kg/day (approximately 0.7 times the AUC of ibrutinib at a dose of 560 mg daily) (see section 4.6).

### *Fertility*

No effects on fertility or reproductive capacities were observed in male or female rats up to the maximum dose tested, 100 mg/kg/day (HED 16 mg/kg/day).

## **6. PHARMACEUTICAL PARTICULARS**

### **6.1 List of excipients**

#### Capsule content

Croscarmellose sodium  
Magnesium stearate  
Microcrystalline cellulose  
Sodium lauryl sulfate (E487)

#### Capsule shell

Gelatin  
Titanium dioxide (E171)

#### Printing ink

Shellac  
Black iron oxide (E172)  
Propylene glycol (E1520)

### **6.2 Incompatibilities**

Not applicable.

### **6.3 Shelf life**

3 years.

### **6.4 Special precautions for storage**

This medicinal product does not require any special storage conditions.

### **6.5 Nature and contents of container**

HDPE bottles with a child-resistant polypropylene closure.

Each carton contains one bottle of either 90 or 120 hard capsules.

Not all pack sizes may be marketed.

### **6.6 Special precautions for disposal**

Any unused medicinal product or waste material should be disposed of in accordance with local requirements.

## **7. MARKETING AUTHORISATION HOLDER**

Janssen-Cilag International NV  
Turnhoutseweg 30  
B-2340 Beerse  
Belgium

**8.     MARKETING AUTHORISATION NUMBER(S)**

EU/1/14/945/001 (90 hard capsules)

EU/1/14/945/002 (120 hard capsules)

**9.     DATE OF FIRST AUTHORISATION/RENEWAL OF THE AUTHORISATION**

Date of first authorisation: 21 October 2014

Date of latest renewal: 25 June 2019

**10.    DATE OF REVISION OF THE TEXT**

Detailed information on this medicinal product is available on the website of the European Medicines Agency <http://www.ema.europa.eu>.

## 1. NAME OF THE MEDICINAL PRODUCT

IMBRUVICA 140 mg film-coated tablets  
IMBRUVICA 280 mg film-coated tablets  
IMBRUVICA 420 mg film-coated tablets  
IMBRUVICA 560 mg film-coated tablets

## 2. QUALITATIVE AND QUANTITATIVE COMPOSITION

### IMBRUVICA 140 mg film-coated tablets

Each film-coated tablet contains 140 mg of ibrutinib.

### Excipients with known effect

Each 140 mg film-coated tablet contains 28 mg of lactose monohydrate.

### IMBRUVICA 280 mg film-coated tablets

Each film-coated tablet contains 280 mg of ibrutinib.

### Excipients with known effect

Each 280 mg film-coated tablet contains 56 mg of lactose monohydrate.

### IMBRUVICA 420 mg film-coated tablets

Each film-coated tablet contains 420 mg of ibrutinib.

### Excipients with known effect

Each 420 mg film-coated tablet contains 84 mg of lactose monohydrate.

### IMBRUVICA 560 mg film-coated tablets

Each film-coated tablet contains 560 mg of ibrutinib.

### Excipients with known effect

Each 560 mg film-coated tablet contains 112 mg of lactose monohydrate.

For the full list of excipients, see section 6.1.

## 3. PHARMACEUTICAL FORM

Film-coated tablet (tablet).

### IMBRUVICA 140 mg film-coated tablets

Yellow-green to green round tablets (9 mm), debossed with “ibr” on one side and “140” on the other side.

### IMBRUVICA 280 mg film-coated tablets

Purple oblong tablets (15 mm in length and 7 mm in width), debossed with “ibr” on one side and “280” on the other side.

### IMBRUVICA 420 mg film-coated tablets

Yellow-green to green oblong tablets (17.5 mm in length and 7.4 mm in width), debossed with “ibr” on one side and “420” on the other side.

### IMBRUVICA 560 mg film-coated tablets

Yellow to orange oblong tablets (19 mm in length and 8.1 mm in width), debossed with “ibr” on one side and “560” on the other side.

## 4. CLINICAL PARTICULARS

### 4.1 Therapeutic indications

IMBRUVICA as a single agent is indicated for the treatment of adult patients with relapsed or refractory mantle cell lymphoma (MCL).

IMBRUVICA as a single agent or in combination with rituximab or obinutuzumab or venetoclax is indicated for the treatment of adult patients with previously untreated chronic lymphocytic leukaemia (CLL) (see section 5.1).

IMBRUVICA as a single agent or in combination with bendamustine and rituximab (BR) is indicated for the treatment of adult patients with CLL who have received at least one prior therapy.

IMBRUVICA as a single agent is indicated for the treatment of adult patients with Waldenström's macroglobulinaemia (WM) who have received at least one prior therapy, or in first line treatment for patients unsuitable for chemo-immunotherapy. IMBRUVICA in combination with rituximab is indicated for the treatment of adult patients with WM.

### 4.2 Posology and method of administration

Treatment with this medicinal product should be initiated and supervised by a physician experienced in the use of anticancer medicinal products.

#### Posology

##### *MCL*

The recommended dose for the treatment of MCL is 560 mg once daily.

##### *CLL and WM*

The recommended dose for the treatment of CLL and WM, either as a single agent or in combination, is 420 mg once daily (for details of the combination regimens, see section 5.1).

Treatment with IMBRUVICA should continue until disease progression or no longer tolerated by the patient. In combination with venetoclax for the treatment of CLL, IMBRUVICA should be administered as a single agent for 3 cycles (1 cycle is 28 days), followed by 12 cycles of IMBRUVICA plus venetoclax. See the venetoclax Summary of Product Characteristics (SmPC) for full venetoclax dosing information.

When administering IMBRUVICA in combination with anti-CD20 therapy, it is recommended to administer IMBRUVICA prior to anti-CD20 therapy when given on the same day.

#### Dose adjustments

Moderate and strong CYP3A4 inhibitors increase the exposure of ibrutinib (see sections 4.4 and 4.5).

The dose of ibrutinib should be reduced to 280 mg once daily when used concomitantly with moderate CYP3A4 inhibitors.

The dose of ibrutinib should be reduced to 140 mg once daily or withheld for up to 7 days when it is used concomitantly with strong CYP3A4 inhibitors.

IMBRUVICA therapy should be withheld for any new onset or worsening grade 2 cardiac failure, grade 3 cardiac arrhythmias, grade  $\geq 3$  non-haematological toxicity, grade 3 or greater neutropenia with infection or fever, or grade 4 haematological toxicities. Once the symptoms of the toxicity have resolved to grade 1 or baseline (recovery), resume IMBRUVICA therapy at the recommended dose as per the tables below.



Recommended dose modifications for non-cardiac events are described below:

Events <sup>†</sup>	Toxicity occurrence	MCL dose modification after recovery	CLL/WM dose modification after recovery
Grade 3 or 4 non-haematological toxicities	First*	restart at 560 mg daily	restart at 420 mg daily
	Second	restart at 420 mg daily	restart at 280 mg daily
Grade 3 or 4 neutropenia with infection or fever	Third	restart at 280 mg daily	restart at 140 mg daily
	Fourth	discontinue IMBRUVICA	discontinue IMBRUVICA

<sup>†</sup> Grading based on National Cancer Institute-Common Terminology Criteria for Adverse Events (NCI-CTCAE) criteria, or International Workshop on Chronic Lymphocytic Leukemia (IWCLL) criteria for hematologic toxicities in CLL/SLL.

\* When resuming treatment, restart at the same or lower dose based on benefit-risk evaluation. If the toxicity reoccurs, reduce daily dose by 140 mg.

Recommended dose modifications for events of cardiac failure or cardiac arrhythmias are described below:

Events	Toxicity occurrence	MCL dose modification after recovery	CLL/WM dose modification after recovery
Grade 2 cardiac failure	First	restart at 420 mg daily	restart at 280 mg daily
	Second	restart at 280 mg daily	restart at 140 mg daily
	Third	discontinue IMBRUVICA	
Grade 3 cardiac arrhythmias	First	restart at 420 mg daily <sup>†</sup>	restart at 280 mg daily <sup>†</sup>
	Second	discontinue IMBRUVICA	
Grade 3 or 4 cardiac failure	First	discontinue IMBRUVICA	
Grade 4 cardiac arrhythmias			

<sup>†</sup> Evaluate the benefit-risk before resuming treatment.

#### *Missed dose*

If a dose is not taken at the scheduled time, it can be taken as soon as possible on the same day with a return to the normal schedule the following day. The patient should not take extra tablets to make up the missed dose.

#### *Special populations*

##### *Elderly*

No specific dose adjustment is required for elderly patients (aged ≥65 years).

##### *Renal impairment*

No specific clinical studies have been conducted in patients with renal impairment. Patients with mild or moderate renal impairment were treated in IMBRUVICA clinical studies. No dose adjustment is needed for patients with mild or moderate renal impairment (greater than 30 mL/min creatinine clearance). Hydration should be maintained and serum creatinine levels monitored periodically. Administer IMBRUVICA to patients with severe renal impairment (<30 mL/min creatinine clearance) only if the benefit outweighs the risk and monitor patients closely for signs of toxicity. There are no data in patients with severe renal impairment or patients on dialysis (see section 5.2).

### *Hepatic impairment*

Ibrutinib is metabolised in the liver. In a hepatic impairment study, data showed an increase in ibrutinib exposure (see section 5.2). For patients with mild liver impairment (Child-Pugh class A), the recommended dose is 280 mg daily. For patients with moderate liver impairment (Child-Pugh class B), the recommended dose is 140 mg daily. Monitor patients for signs of IMBRUVICA toxicity and follow dose modification guidance as needed. It is not recommended to administer IMBRUVICA to patients with severe hepatic impairment (Child-Pugh class C).

### *Severe cardiac disease*

Patients with severe cardiovascular disease were excluded from IMBRUVICA clinical studies.

### *Paediatric population*

IMBRUVICA is not recommended for use in children and adolescents aged 0 to 18 years as efficacy has not been established. Currently available data in patients with mature B-cell non-Hodgkin lymphoma are described in sections 4.8, 5.1 and 5.2.

### Method of administration

IMBRUVICA should be administered orally once daily with a glass of water approximately at the same time each day. The tablets should be swallowed whole with water and should not be broken or chewed. IMBRUVICA must not be taken with grapefruit juice or Seville oranges (see section 4.5).

## **4.3 Contraindications**

Hypersensitivity to the active substance or to any of the excipients listed in section 6.1.

Use of preparations containing St. John's Wort is contraindicated in patients treated with IMBRUVICA.

## **4.4 Special warnings and precautions for use**

### Bleeding-related events

There have been reports of bleeding events in patients treated with IMBRUVICA, both with and without thrombocytopenia. These include minor bleeding events such as contusion, epistaxis, and petechiae; and major bleeding events, some fatal, including gastrointestinal bleeding, intracranial haemorrhage, and haematuria.

Warfarin or other vitamin K antagonists should not be administered concomitantly with IMBRUVICA.

Use of either anticoagulants or medicinal products that inhibit platelet function (antiplatelet agents) concomitantly with IMBRUVICA increases the risk of major bleeding. A higher risk for major bleeding was observed with anticoagulant than with antiplatelet agents. Consider the risks and benefits of anticoagulant or antiplatelet therapy when co-administered with IMBRUVICA. Monitor for signs and symptoms of bleeding.

Supplements such as fish oil and vitamin E preparations should be avoided.

IMBRUVICA should be held at least 3 to 7 days pre- and post-surgery depending upon the type of surgery and the risk of bleeding.

The mechanism for the bleeding-related events is not fully understood. Patients with congenital bleeding diathesis have not been studied.

### Leukostasis

Cases of leukostasis have been reported in patients treated with IMBRUVICA. A high number of circulating lymphocytes (>400 000/mcL) may confer increased risk. Consider temporarily withholding

IMBRUVICA. Patients should be closely monitored. Administer supportive care including hydration and/or cyto-reduction as indicated.

#### Splenic rupture

Cases of splenic rupture have been reported following discontinuation of IMBRUVICA treatment. Disease status and spleen size should be carefully monitored (e.g. clinical examination, ultrasound) when IMBRUVICA treatment is interrupted or ceased. Patients who develop left upper abdominal or shoulder tip pain should be evaluated and a diagnosis of splenic rupture should be considered.

#### Infections

Infections (including sepsis, neutropenic sepsis, bacterial, viral, or fungal infections) were observed in patients treated with IMBRUVICA. Some of these infections have been associated with hospitalisation and death. Most patients with fatal infections also had neutropenia. Patients should be monitored for fever, abnormal liver function tests, neutropenia and infections and appropriate anti-infective therapy should be instituted as indicated. Consider prophylaxis according to standard of care in patients who are at increased risk for opportunistic infections.

Cases of invasive fungal infections, including cases of Aspergillosis, Cryptococcosis and Pneumocystis jiroveci infections have been reported following the use of ibrutinib. Reported cases of invasive fungal infections have been associated with fatal outcomes.

Cases of progressive multifocal leukoencephalopathy (PML) including fatal ones have been reported following the use of ibrutinib within the context of a prior or concomitant immunosuppressive therapy. Physicians should consider PML in the differential diagnosis in patients with new or worsening neurological, cognitive or behavioral signs or symptoms. If PML is suspected then appropriate diagnostic evaluations should be undertaken and treatment suspended until PML is excluded. If any doubt exists, referral to a neurologist and appropriate diagnostic measures for PML including MRI scan preferably with contrast, cerebrospinal fluid (CSF) testing for JC Viral DNA and repeat neurological assessments should be considered.

#### Hepatic events

Cases of hepatotoxicity, hepatitis B reactivation, and cases of hepatitis E, which may be chronic, have occurred in patients treated with IMBRUVICA. Hepatic failure, including fatal events, has occurred in patients treated with IMBRUVICA. Liver function and viral hepatitis status should be assessed before initiating treatment with IMBRUVICA. Patients should be periodically monitored for changes in liver function parameters during treatment. As clinically indicated, viral load and serological testing for infectious hepatitis should be performed per local medical guidelines. For patients diagnosed with hepatic events, consider consulting a liver disease expert for management.

#### Cytopenias

Treatment-emergent grade 3 or 4 cytopenias (neutropenia, thrombocytopenia and anaemia) were reported in patients treated with IMBRUVICA. Monitor complete blood counts monthly.

#### Interstitial Lung Disease (ILD)

Cases of ILD have been reported in patients treated with IMBRUVICA. Monitor patients for pulmonary symptoms indicative of ILD. If symptoms develop, interrupt IMBRUVICA and manage ILD appropriately. If symptoms persist, consider the risks and benefits of IMBRUVICA treatment and follow the dose modification guidelines.

#### Cardiac arrhythmias and cardiac failure

Fatal and serious cardiac arrhythmias and cardiac failure have occurred in patients treated with IMBRUVICA. Patients with advanced age, Eastern Cooperative Oncology Group (ECOG) performance status  $\geq 2$ , or cardiac co-morbidities may be at greater risk of events including sudden fatal cardiac events. Atrial fibrillation, atrial flutter, ventricular tachyarrhythmia and cardiac failure have been reported, particularly in patients with acute infections or cardiac risk factors including hypertension, diabetes mellitus, and a previous history of cardiac arrhythmia.

Appropriate clinical evaluation of cardiac history and function should be performed prior to initiating IMBRUVICA. Patients should be carefully monitored during treatment for signs of clinical deterioration of cardiac function and clinically managed. Consider further evaluation (e.g., ECG, echocardiogram), as indicated for patients in whom there are cardiovascular concerns.

For patients with relevant risk factors for cardiac events, carefully assess benefit/risk before initiating treatment with IMBRUVICA; alternative treatment may be considered.

In patients who develop signs and/or symptoms of ventricular tachyarrhythmia, IMBRUVICA should be temporarily discontinued and a thorough clinical benefit/risk assessment should be performed before possibly restarting therapy.

In patients with preexisting atrial fibrillation requiring anticoagulant therapy, alternative treatment options to IMBRUVICA should be considered. In patients who develop atrial fibrillation on therapy with IMBRUVICA a thorough assessment of the risk for thromboembolic disease should be undertaken. In patients at high risk and where alternatives to IMBRUVICA are non-suitable, tightly controlled treatment with anticoagulants should be considered.

Patients should be monitored for signs and symptoms of cardiac failure during IMBRUVICA treatment. In some of these cases cardiac failure resolved or improved after IMBRUVICA withdrawal or dose reduction.

#### Cerebrovascular accidents

Cases of cerebrovascular accident, transient ischaemic attack and ischaemic stroke including fatalities have been reported in patients treated with IMBRUVICA, with and without concomitant atrial fibrillation and/or hypertension. Among cases with reported latency, the initiation of treatment with IMBRUVICA to the onset of ischaemic central nervous vascular conditions was in the most cases after several months (more than 1 month in 78% and more than 6 months in 44% of cases) emphasising the need for regular monitoring of patients (please see section 4.4 Cardiac arrhythmia and Hypertension and section 4.8).

#### Tumour lysis syndrome

Tumour lysis syndrome (TLS) has been reported with IMBRUVICA therapy. Patients at risk of tumour lysis syndrome are those with high tumour burden prior to treatment. Monitor patients closely and take appropriate precautions.

#### Non-melanoma skin cancer

Non-melanoma skin cancers were reported more frequently in patients treated with IMBRUVICA than in patients treated with comparators in pooled comparative randomised phase 3 studies. Monitor patients for the appearance of non-melanoma skin cancer.

#### Hypertension

Hypertension has occurred in patients treated with IMBRUVICA (see section 4.8). Regularly monitor blood pressure in patients treated with IMBRUVICA and initiate or adjust antihypertensive medication throughout treatment with IMBRUVICA as appropriate.

#### Haemophagocytic lymphohistiocytosis (HLH)

Cases of HLH (including fatal cases) have been reported in patients treated with IMBRUVICA. HLH is a life-threatening syndrome of pathologic immune activation characterised by clinical signs and symptoms of extreme systemic inflammation. HLH is characterised by fever, hepatosplenomegaly, hypertriglyceridaemia, high serum ferritin and cytopenias. Patients should be informed about symptoms of HLH. Patients who develop early manifestations of pathologic immune activation should be evaluated immediately, and a diagnosis of HLH should be considered.

#### Drug-drug interactions

Co-administration of strong or moderate CYP3A4 inhibitors with IMBRUVICA may lead to increased ibrutinib exposure and consequently a higher risk for toxicity. On the contrary, co-administration of

CYP3A4 inducers may lead to decreased IMBRUVICA exposure and consequently a risk for lack of efficacy. Therefore, concomitant use of IMBRUVICA with strong CYP3A4 inhibitors and strong or moderate CYP3A4 inducers should be avoided whenever possible and co-administration should only be considered when the potential benefits clearly outweigh the potential risks. Patients should be closely monitored for signs of IMBRUVICA toxicity if a CYP3A4 inhibitor must be used (see sections 4.2 and 4.5). If a CYP3A4 inducer must be used, closely monitor patients for signs of IMBRUVICA lack of efficacy.

#### Women of childbearing potential

Women of childbearing potential must use a highly effective method of contraception while taking IMBRUVICA (see section 4.6).

#### Excipients with known effect

Patients with rare hereditary problems of galactose intolerance, total lactase deficiency or glucose-galactose malabsorption should not take this medicinal product.

Each film-coated tablet contains less than 1 mmol sodium (23 mg), and is essentially sodium-free.

### **4.5 Interaction with other medicinal products and other forms of interaction**

Ibrutinib is primarily metabolised by cytochrome P450 enzyme 3A4 (CYP3A4).

#### Agents that may increase ibrutinib plasma concentrations

Concomitant use of IMBRUVICA and medicinal products that strongly or moderately inhibit CYP3A4 can increase ibrutinib exposure and strong CYP3A4 inhibitors should be avoided.

#### *Strong CYP3A4 inhibitors*

Co-administration of ketoconazole, a very strong CYP3A4 inhibitor, in 18 fasted healthy subjects, increased exposure ( $C_{max}$  and AUC) of ibrutinib by 29- and 24-fold, respectively. Simulations using fasted conditions suggested that the strong CYP3A4 inhibitor clarithromycin may increase the AUC of ibrutinib by a factor of 14. In patients with B-cell malignancies taking IMBRUVICA with food, co-administration of the strong CYP3A4 inhibitor voriconazole increased  $C_{max}$  by 6.7-fold and AUC by 5.7-fold. Strong inhibitors of CYP3A4 (e.g., ketoconazole, indinavir, nelfinavir, ritonavir, saquinavir, clarithromycin, telithromycin, itraconazole, nefazodone, cobicistat, voriconazole and posaconazole) should be avoided. If the benefit outweighs the risk and a strong CYP3A4 inhibitor must be used, reduce the IMBRUVICA dose to 140 mg for the duration of the inhibitor use or withhold IMBRUVICA temporarily (for 7 days or less). Monitor patient closely for toxicity and follow dose modification guidance as needed (see sections 4.2 and 4.4).

#### *Moderate CYP3A4 inhibitors*

In patients with B-cell malignancies taking IMBRUVICA with food, co-administration of the CYP3A4 inhibitor erythromycin increased  $C_{max}$  by 3.4-fold and AUC by 3.0-fold. If a moderate CYP3A4 inhibitor (e.g., fluconazole, erythromycin, amprenavir, aprepitant, atazanavir, ciprofloxacin, crizotinib, diltiazem, fosamprenavir, imatinib, verapamil, amiodarone and dronedarone) is indicated, reduce IMBRUVICA dose to 280 mg for the duration of the inhibitor use. Monitor patient closely for toxicity and follow dose modification guidance as needed (see sections 4.2 and 4.4).

#### *Mild CYP3A4 inhibitors*

Simulations using fasted conditions suggested that the mild CYP3A4 inhibitors azithromycin and fluvoxamine may increase the AUC of ibrutinib by <2-fold. No dose adjustment is required in combination with mild inhibitors. Monitor patient closely for toxicity and follow dose modification guidance as needed.

Co-administration of grapefruit juice, containing CYP3A4 inhibitors, in eight healthy subjects, increased exposure ( $C_{max}$  and AUC) of ibrutinib by approximately 4- and 2-fold, respectively. Grapefruit and Seville oranges should be avoided during IMBRUVICA treatment, as these contain moderate inhibitors of CYP3A4 (see section 4.2).

#### Agents that may decrease ibrutinib plasma concentrations

Administration of IMBRUVICA with inducers of CYP3A4 can decrease ibrutinib plasma concentrations.

Co-administration of rifampicin, a strong CYP3A4 inducer, in 18 fasted healthy subjects, decreased exposure ( $C_{max}$  and AUC) of ibrutinib by 92 and 90%, respectively. Avoid concomitant use of strong or moderate CYP3A4 inducers (e.g., carbamazepine, rifampicin, phenytoin). Preparations containing St. John's Wort are contraindicated during treatment with IMBRUVICA, as efficacy may be reduced. Consider alternative agents with less CYP3A4 induction. If the benefit outweighs the risk and a strong or moderate CYP3A4 inducer must be used, monitor patient closely for lack of efficacy (see sections 4.3 and 4.4). Mild inducers may be used concomitantly with IMBRUVICA, however, patients should be monitored for potential lack of efficacy.

Ibrutinib has a pH dependent solubility, with lower solubility at higher pH. A lower  $C_{max}$  was observed in fasted healthy subjects administered a single 560 mg dose of ibrutinib after taking omeprazole at 40 mg once daily for 5 days (see section 5.2). There is no evidence that the lower  $C_{max}$  would have clinical significance, and medicinal products that increase stomach pH (e.g., proton pump inhibitors) have been used without restrictions in the pivotal clinical studies.

#### Agents that may have their plasma concentrations altered by ibrutinib

Ibrutinib is a P-gp and breast cancer resistance protein (BCRP) inhibitor *in vitro*. As no clinical data are available on this interaction, it cannot be excluded that ibrutinib could inhibit intestinal P-gp and BCRP after a therapeutic dose. To minimise the potential for an interaction in the GI tract, oral narrow therapeutic range, P-gp or BCRP substrates such as digoxin or methotrexate should be taken at least 6 hours before or after IMBRUVICA. Ibrutinib may also inhibit BCRP in the liver and increase the exposure of medicinal products that undergo BCRP-mediated hepatic efflux, such as rosuvastatin.

In studies of ibrutinib (420 mg) in combination with venetoclax (400 mg) in CLL patients, an increase in venetoclax exposure (approximately 1.8-fold based on AUC) was observed compared with monotherapy data for venetoclax.

In a drug interaction study in patients with B-cell malignancies, a single 560 mg dose of ibrutinib did not have a clinically meaningful effect on the exposure of the CYP3A4 substrate midazolam. In the same study, 2 weeks of treatment with ibrutinib at 560 mg daily had no clinically relevant effect on the pharmacokinetics of oral contraceptives (ethinylestradiol and levonorgestrel), the CYP3A4 substrate midazolam, nor the CYP2B6 substrate bupropion.

## **4.6 Fertility, pregnancy and lactation**

#### Women of child-bearing potential/Contraception in females

Based on findings in animals, IMBRUVICA may cause foetal harm when administered to pregnant women. Women should avoid becoming pregnant while taking IMBRUVICA and for up to 3 months after ending treatment. Therefore, women of child-bearing potential must use highly effective contraceptive measures while taking IMBRUVICA and for three months after stopping treatment.

#### Pregnancy

IMBRUVICA should not be used during pregnancy. There are no data from the use of IMBRUVICA in pregnant women. Studies in animals have shown reproductive toxicity (see section 5.3).

#### Breast-feeding

It is not known whether ibrutinib or its metabolites are excreted in human milk. A risk to breast-fed children cannot be excluded. Breast-feeding should be discontinued during treatment with IMBRUVICA.

### Fertility

No effects on fertility or reproductive capacities were observed in male or female rats up to the maximum dose tested, 100 mg/kg/day (Human Equivalent Dose [HED] 16 mg/kg/day) (see section 5.3). No human data on the effects of ibrutinib on fertility are available.

### **4.7 Effects on ability to drive and use machines**

IMBRUVICA has minor influence on the ability to drive and use machines.

Fatigue, dizziness and asthenia have been reported in some patients taking IMBRUVICA and should be considered when assessing a patient's ability to drive or operate machines.

### **4.8 Undesirable effects**

#### Summary of the safety profile

The most commonly occurring adverse reactions ( $\geq 20\%$ ) were diarrhoea, neutropenia, musculoskeletal pain, haemorrhage (e.g., bruising), rash, nausea, thrombocytopenia, arthralgia, and upper respiratory tract infection. The most common grade 3/4 adverse reactions ( $\geq 5\%$ ) were neutropenia, lymphocytosis, thrombocytopenia, hypertension, and pneumonia.

#### Tabulated list of adverse reactions

The safety profile is based on pooled data from 1 981 patients treated with IMBRUVICA in four phase 2 clinical studies and eight randomised phase 3 studies and from post-marketing experience. Patients treated for MCL in clinical studies received IMBRUVICA at 560 mg once daily and patients treated for CLL or WM in clinical studies received IMBRUVICA at 420 mg once daily. All patients in clinical studies received IMBRUVICA until disease progression or no longer tolerated, except for studies with IMBRUVICA in combination with venetoclax where patients received fixed duration treatment (Studies CLL3011 and PCYC-1142-CA). The median duration of IMBRUVICA treatment across the pooled dataset was 14.7 months. The median duration of treatment for CLL/SLL was 14.7 months (up to 52 months); MCL was 11.7 months (up to 28 months); WM was 21.6 months (up to 37 months).

Adverse reactions in patients treated with ibrutinib for B-cell malignancies and post-marketing adverse reactions are listed below by system organ class and frequency grouping. Frequencies are defined as follows: very common ( $\geq 1/10$ ), common ( $\geq 1/100$  to  $< 1/10$ ), uncommon ( $\geq 1/1\ 000$  to  $< 1/100$ ), rare ( $\geq 1/10\ 000$  to  $< 1/1\ 000$ ), not known (cannot be estimated from the available data). Within each frequency grouping, undesirable effects are presented in order of decreasing seriousness.

**Table 1: Adverse reactions reported in clinical studies or during post marketing surveillance in patients with B-cell malignancies†**

System organ class	Frequency (All grades)	Adverse reactions	All Grades (%)	Grade $\geq 3$ (%)
Infections and infestations	Very common	Pneumonia*#	12	7
		Upper respiratory tract infection	21	1
		Skin infection*	15	2
	Common	Sepsis*#	3	3
		Urinary tract infection	9	1
		Sinusitis*	9	1
	Uncommon	Cryptococcal infections*	<1	0
		Pneumocystis infections*#	<1	<1
		Aspergillus infections*	<1	<1
Hepatitis B reactivation@#		<1	<1	
Neoplasms benign and malignant (incl cysts and polyps)	Common	Non-melanoma skin cancer*	5	1
		Basal cell carcinoma	3	<1
		Squamous cell carcinoma	1	<1

Blood and lymphatic system disorders	Very common	Neutropenia* Thrombocytopenia* Lymphocytosis*	39 29 15	31 8 11
	Common	Febrile neutropenia Leukocytosis	4 4	4 4
	Rare	Leukostasis syndrome	<1	<1
Immune system disorders	Common	Interstitial lung disease*.#	2	<1
Metabolism and nutrition disorders	Common	Hyperuricaemia	9	1
	Uncommon	Tumour lysis syndrome	1	1
Nervous system disorders	Very common	Dizziness Headache	12 19	<1 1
	Common	Peripheral neuropathy*	7	<1
	Uncommon	Cerebrovascular accident# Transient ischaemic attack Ischaemic stroke#	<1 <1 <1	<1 <1 <1
Eye disorders	Common	Vision blurred	6	0
	Uncommon	Eye haemorrhage‡	<1	0
Cardiac disorders	Common	Cardiac failure*.# Atrial fibrillation	2 8	1 4
	Uncommon	Ventricular tachyarrhythmia*.# Cardiac arrest#	1 <1	<1 <1
Vascular disorders	Very common	Haemorrhage*. Bruising* Hypertension*	35 27 18	1 <1 8
	Common	Epistaxis Petechiae	9 7	<1 0
	Uncommon	Subdural haematoma#	1	<1
Gastrointestinal disorders	Very common	Diarrhoea	47	4
		Vomiting	15	1
		Stomatitis*	17	1
		Nausea	31	1
		Constipation	16	<1
		Dyspepsia	11	<1
Hepatobiliary disorders	Uncommon	Hepatic failure*.#	<1	<1
Skin and subcutaneous tissue disorders	Very common	Rash*	34	3
	Common	Urticaria	1	<1
		Erythema	3	<1
		Onychoclasia	4	0
	Uncommon	Angioedema	<1	<1
Panniculitis*		<1	<1	
Neutrophilic dermatoses* Pyogenic granuloma		<1 <1	<1 0	
Rare	Stevens-Johnson syndrome	<1	<1	
Musculoskeletal and connective tissue disorders	Very common	Arthralgia	24	2
		Muscle spasms	15	<1
		Musculoskeletal pain*	36	3
Renal and urinary disorders	Common	Acute kidney injury#	<2	<1
General disorders and administration site conditions	Very common	Pyrexia	19	1
		Oedema peripheral	16	1
Investigations	Very common	Blood creatinine increased	10	<1

† Frequencies are rounded to the nearest integer.

\* Includes multiple adverse reaction terms.

‡ In some cases associated with loss of vision.

# Includes events with fatal outcome.

@ Lower level term (LLT) used for selection.



### Description of selected adverse reactions

#### *Discontinuation and dose reduction due to adverse reactions*

Of the 1 981 patients treated with IMBRUVICA for B-cell malignancies, 6% discontinued treatment primarily due to adverse reactions. These included pneumonia, atrial fibrillation, neutropenia, rash, thrombocytopenia, and haemorrhage. Adverse reactions leading to dose reduction occurred in approximately 8% of patients.

#### *Elderly*

Of the 1 981 patients treated with IMBRUVICA, 50% were 65 years of age or older. Grade 3 or higher pneumonia (11% of patients age  $\geq 65$  versus 4% of patients  $< 65$  years) and thrombocytopenia (11% of patients age  $\geq 65$  versus 5% of patients  $< 65$  years) occurred more frequently among elderly patients treated with IMBRUVICA.

### Long-term safety

The safety data from long-term treatment with IMBRUVICA over 5 years from 1 284 patients (treatment-naïve CLL/SLL n=162, relapsed/refractory CLL/SLL n=646, relapsed/refractory MCL n=370, and WM n=106) were analysed. The median duration of treatment for CLL/SLL was 51 months (range, 0.2 to 98 months) with 70% and 52% of patients receiving treatment for more than 2 years and 4 years, respectively. The median duration of treatment for MCL was 11 months (range, 0 to 87 months) with 31% and 17% of patients receiving treatment for more than 2 years and 4 years, respectively. The median duration of treatment for WM was 47 months (range, 0.3 to 61 months) with 78% and 46% of patients receiving treatment for more than 2 years and 4 years, respectively. The overall known safety profile of IMBRUVICA-exposed patients remained consistent, other than an increasing prevalence of hypertension, with no new safety concerns identified. The prevalence for Grade 3 or greater hypertension was 4% (year 0-1), 7% (year 1-2), 9% (year 2-3), 9% (year 3-4), and 9% (year 4-5); the overall incidence for the 5-year period was 11%.

### Paediatric population

The safety assessment is based on data from a Phase 3 study of IMBRUVICA in combination with either a rituximab, ifosfamide, carboplatin, etoposide, and dexamethasone (RICE) regimen, or a rituximab, vincristine, ifosfamide, carboplatin, idarubicin, and dexamethasone (RVICI) regimen, as background therapy or background therapy alone in paediatric and young adult patients (aged 3 to 19 years) with relapsed or refractory mature B-cell non-Hodgkin lymphoma (see section 5.1). No new adverse reactions were observed in this study.

### Reporting of suspected adverse reactions

Reporting suspected adverse reactions after authorisation of the medicinal product is important. It allows continued monitoring of the benefit/risk balance of the medicinal product. Healthcare professionals are asked to report any suspected adverse reactions via the national reporting system listed in Appendix V.

## **4.9 Overdose**

There are limited data on the effects of IMBRUVICA overdose. No maximum tolerated dose was reached in the phase 1 study in which patients received up to 12.5 mg/kg/day (1 400 mg/day). In a separate study, one healthy subject who received a dose of 1 680 mg experienced reversible grade 4 hepatic enzyme increases [aspartate aminotransferase (AST) and alanine aminotransferase (ALT)]. There is no specific antidote for IMBRUVICA. Patients who ingested more than the recommended dose should be closely monitored and given appropriate supportive treatment.

## **5. PHARMACOLOGICAL PROPERTIES**

### **5.1 Pharmacodynamic properties**

Pharmacotherapeutic group: Antineoplastic agents, protein kinase inhibitors, ATC code: L01EL01.

### Mechanism of action

Ibrutinib is a potent, small-molecule inhibitor of Bruton's tyrosine kinase (BTK). Ibrutinib forms a covalent bond with a cysteine residue (Cys-481) in the BTK active site, leading to sustained inhibition of BTK enzymatic activity. BTK, a member of the Tec kinase family, is an important signalling molecule of the B-cell antigen receptor (BCR) and cytokine receptor pathways. The BCR pathway is implicated in the pathogenesis of several B-cell malignancies, including MCL, diffuse large B-cell lymphoma (DLBCL), follicular lymphoma, and CLL. BTK's pivotal role in signalling through the B-cell surface receptors results in activation of pathways necessary for B-cell trafficking, chemotaxis and adhesion. Preclinical studies have shown that ibrutinib effectively inhibits malignant B-cell proliferation and survival *in vivo* as well as cell migration and substrate adhesion *in vitro*.

In preclinical tumour models, the combination of ibrutinib and venetoclax resulted in increased cellular apoptosis and anti-tumor activity compared to either agent alone. BTK inhibition by ibrutinib increases CLL cell dependence on BCL-2, a cell survival pathway, while venetoclax inhibits BCL-2 leading to apoptosis.

### Lymphocytosis

Upon initiation of treatment, a reversible increase in lymphocyte counts (i.e.,  $\geq 50\%$  increase from baseline and an absolute count  $>5\ 000/\text{mL}$ ), often associated with reduction of lymphadenopathy, has been observed in about three fourths of patients with CLL treated with IMBRUVICA. This effect has also been observed in about one third of patients with relapsed or refractory MCL treated with IMBRUVICA. This observed lymphocytosis is a pharmacodynamic effect and should not be considered progressive disease in the absence of other clinical findings. In both disease types, lymphocytosis typically occurs during the first month of IMBRUVICA therapy and typically resolves within a median of 8.0 weeks in patients with MCL and 14 weeks in patients with CLL. A large increase in the number of circulating lymphocytes (e.g.,  $>400\ 000/\text{mL}$ ) has been observed in some patients.

Lymphocytosis was not observed in patients with WM treated with IMBRUVICA.

### *In vitro* platelet aggregation

In an *in vitro* study, ibrutinib demonstrated inhibition of collagen-induced platelet aggregation. Ibrutinib did not show meaningful inhibition of platelet aggregation using other agonists of platelet aggregation.

### Effect on QT/QTc interval and cardiac electrophysiology

The effect of ibrutinib on the QTc interval was evaluated in 20 healthy male and female subjects in a randomised, double-blind thorough QT study with placebo and positive controls. At a supratherapeutic dose of 1 680 mg, ibrutinib did not prolong the QTc interval to any clinically relevant extent. The largest upper bound of the 2-sided 90% CI for the baseline adjusted mean differences between ibrutinib and placebo was below 10 ms. In this same study, a concentration dependent shortening in the QTc interval was observed (-5.3 ms [90% CI: -9.4, -1.1] at a  $C_{\text{max}}$  of 719 ng/mL following the supratherapeutic dose of 1 680 mg).

### Clinical efficacy and safety

#### MCL

The safety and efficacy of IMBRUVICA in patients with relapsed or refractory MCL were evaluated in a single open-label, multi-center phase 2 study (PCYC-1104-CA) of 111 patients. The median age was 68 years (range: 40 to 84 years), 77% were male and 92% were Caucasian. Patients with ECOG performance status of 3 or greater were excluded from the study. The median time since diagnosis was 42 months, and median number of prior treatments was 3 (range: 1 to 5 treatments), including 35% with prior high-dose chemotherapy, 43% with prior bortezomib, 24% with prior lenalidomide, and 11% with prior autologous or allogeneic stem cell transplant. At baseline, 39% of patients had bulky disease ( $\geq 5$  cm), 49% had high-risk score by Simplified MCL International Prognostic Index (MIPI), and 72% had advanced disease (extranodal and/or bone marrow involvement) at screening.

IMBRUVICA was administered orally at 560 mg once daily until disease progression or unacceptable toxicity. Tumour response was assessed according to the revised International Working Group (IWG) for non-Hodgkin's lymphoma (NHL) criteria. The primary endpoint in this study was investigator-assessed overall response rate (ORR). Responses to IMBRUVICA are shown in Table 2.

**Table 2: ORR and DOR in patients with relapsed or refractory MCL (Study PCYC-1104-CA)**

	<b>Total N=111</b>
ORR (%)	67.6
95% CI (%)	(58.0; 76.1)
CR (%)	20.7
PR (%)	46.8
Median DOR (CR+PR) (months)	17.5 (15.8, NR)
Median time to initial response, months (range)	1.9 (1.4-13.7)
Median time to CR, months (range)	5.5 (1.7-11.5)

CI=confidence interval; CR=complete response; DOR=duration of response; ORR=overall response rate; PR=partial response; NR=not reached

The efficacy data was further evaluated by an Independent Review Committee (IRC) demonstrating an ORR of 69%, with a 21% complete response (CR) rate and a 48% partial response (PR) rate. The IRC estimated median DOR was 19.6 months.

The overall response to IMBRUVICA was independent of prior treatment including bortezomib and lenalidomide or underlying risk/prognostic factors, bulky disease, gender or age.

The safety and efficacy of IMBRUVICA were demonstrated in a randomised phase 3, open-label, multicenter study including 280 patients with MCL who received at least one prior therapy (Study MCL3001). Patients were randomised 1:1 to receive either IMBRUVICA orally at 560 mg once daily for 21 days or temsirolimus intravenously at 175 mg on Days 1, 8, 15 of the first cycle followed by 75 mg on Days 1, 8, 15 of each subsequent 21-day cycle. Treatment on both arms continued until disease progression or unacceptable toxicity. The median age was 68 years (range, 34; 88 years), 74% were male and 87% were Caucasian. The median time since diagnosis was 43 months, and median number of prior treatments was 2 (range: 1 to 9 treatments), including 51% with prior high-dose chemotherapy, 18% with prior bortezomib, 5% with prior lenalidomide, and 24% with prior stem cell transplant. At baseline, 53% of patients had bulky disease ( $\geq 5$  cm), 21% had high-risk score by Simplified MIPI, 60% had extranodal disease and 54% had bone marrow involvement at screening.

Progression-free survival (PFS) was assessed by IRC according to the revised International Working Group (IWG) for non-Hodgkin's lymphoma (NHL) criteria. Efficacy results for Study MCL3001 are shown in Table 3 and the Kaplan-Meier curve for PFS in Figure 1.

**Table 3: Efficacy Results in patients with relapsed or refractory MCL (Study MCL3001)**

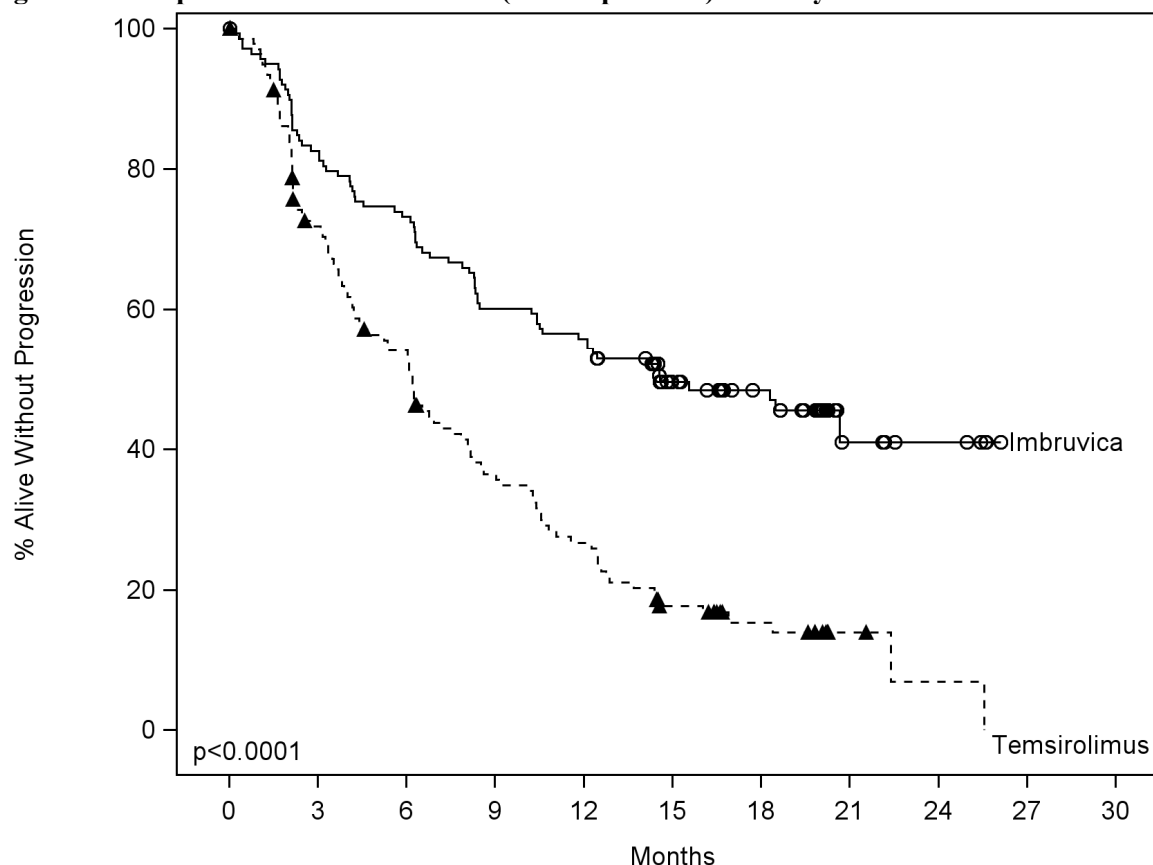
<b>Endpoint</b>	<b>IMBRUVICA N=139</b>	<b>Temsirolimus N=141</b>
<b>PFS<sup>a</sup></b>		
Median PFS (95% CI), (months)	14.6 (10.4, NE)	6.2 (4.2, 7.9)
	HR=0.43 [95% CI: 0.32, 0.58]	
ORR (%)	71.9	40.4
p-value	p<0.0001	

NE=not estimable; HR=hazard ratio; CI=confidence interval; ORR=overall response rate; PFS=progression-free survival

<sup>a</sup> IRC evaluated.

A smaller proportion of patients treated with ibrutinib experienced a clinically meaningful worsening of lymphoma symptoms versus temsirolimus (27% versus 52%) and time to worsening of symptoms occurred more slowly with ibrutinib versus temsirolimus (HR 0.27, p<0.0001).

**Figure 1: Kaplan-Meier Curve of PFS (ITT Population) in Study MCL3001**



Subjects at risk

Imbruvica	139	114	101	83	77	45	34	8	5	0	0
Tensirolimus	141	93	69	45	33	19	11	3	1	0	0

—○— Imbruvica    - -▲- - Tensirolimus

## CLL

### Patients previously untreated for CLL

#### Single agent

A randomised, multicenter, open-label phase 3 study (PCYC-1115-CA) of IMBRUVICA versus chlorambucil was conducted in patients with treatment-naïve CLL who were 65 years of age or older. Patients between 65 and 70 years of age were required to have at least one comorbidity that precluded the use of frontline chemo-immunotherapy with fludarabine, cyclophosphamide, and rituximab. Patients (n=269) were randomised 1:1 to receive either IMBRUVICA 420 mg daily until disease progression or unacceptable toxicity, or chlorambucil at a starting dose of 0.5 mg/kg on days 1 and 15 of each 28-day cycle for a maximum of 12 cycles, with an allowance for inpatient dose increases up to 0.8 mg/kg based on tolerability. After confirmed disease progression, patients on chlorambucil were able to crossover to ibrutinib.

The median age was 73 years (range, 65 to 90 years), 63% were male, and 91% were Caucasian. Ninety one percent of patients had a baseline ECOG performance status of 0 or 1 and 9% had an ECOG performance status of 2. The study enrolled 269 patients with CLL. At baseline, 45% had advanced clinical stage (Rai Stage III or IV), 35% of patients had at least one tumor  $\geq 5$  cm, 39% with baseline anaemia, 23% with baseline thrombocytopenia, 65% had elevated  $\beta 2$  microglobulin  $> 3$  500 mcg/L, 47% had a CrCL  $< 60$  mL/min, 20% of patients presented with del11q, 6% of patients presented with del17p/tumor protein 53 (TP53) mutation, and 44% of patients presented with unmutated immunoglobulin heavy chain variable region (IGHV).

Progression free survival (PFS) as assessed by IRC according to International Workshop on CLL (IWCLL) criteria indicated an 84% statistically significant reduction in the risk of death or progression

in the IMBRUVICA arm. Efficacy results for Study PCYC-1115-CA are shown in Table 4 and the Kaplan-Meier curves for PFS and OS are shown in Figures 2 and 3, respectively.

There was a statistically significant sustained platelet or haemoglobin improvement in the ITT population in favor of ibrutinib versus chlorambucil. In patients with baseline cytopenias, sustained haematologic improvement was: platelets 77.1% versus 42.9%; haemoglobin 84.3% versus 45.5% for ibrutinib and chlorambucil, respectively.

**Table 4: Efficacy results in Study PCYC-1115-CA**

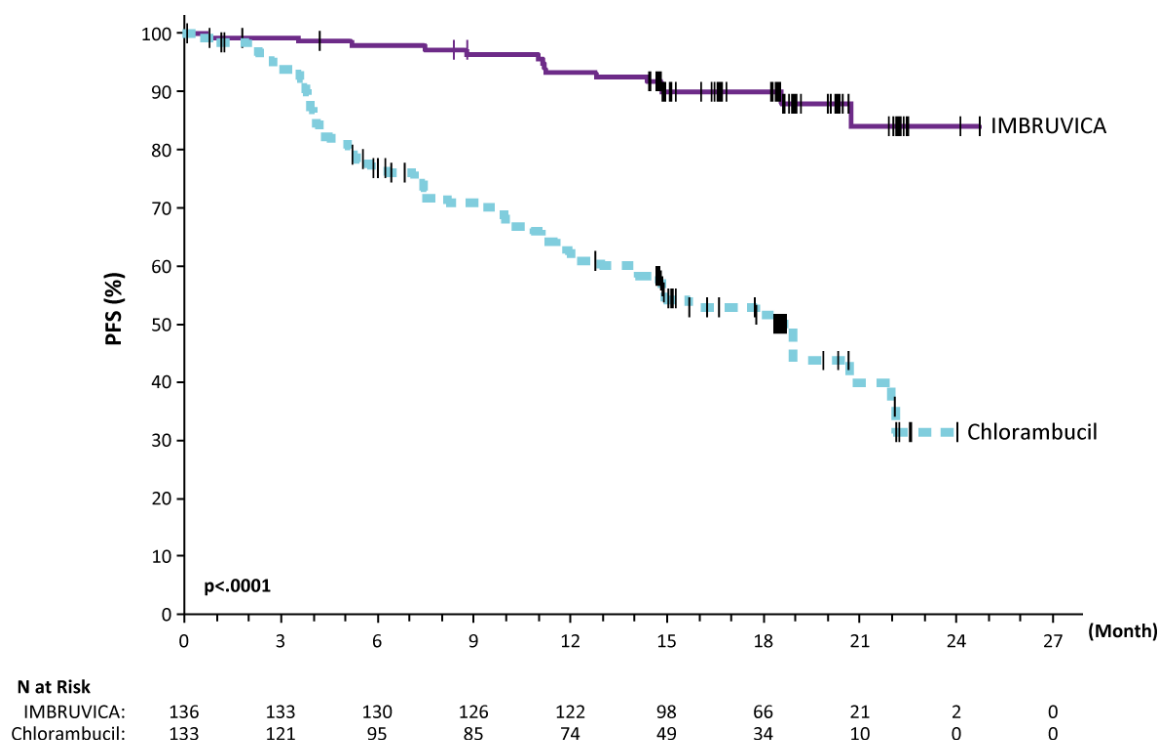
Endpoint	IMBRUVICA N=136	Chlorambucil N=133
<b>PFS<sup>a</sup></b>		
Number of events (%)	15 (11.0)	64 (48.1)
Median (95% CI), months	Not reached	18.9 (14.1, 22.0)
HR (95% CI)	0.161 (0.091, 0.283)	
<b>ORR<sup>a</sup> (CR+PR)</b>	82.4%	35.3%
P-value	<0.0001	
<b>OS<sup>b</sup></b>		
Number of deaths (%)	3 (2.2)	17 (12.8)
HR (95% CI)	0.163 (0.048, 0.558)	

CI=confidence interval; HR=hazard ratio; CR=complete response; ORR=overall response rate; OS=overall survival; PFS=progression-free survival; PR=partial response

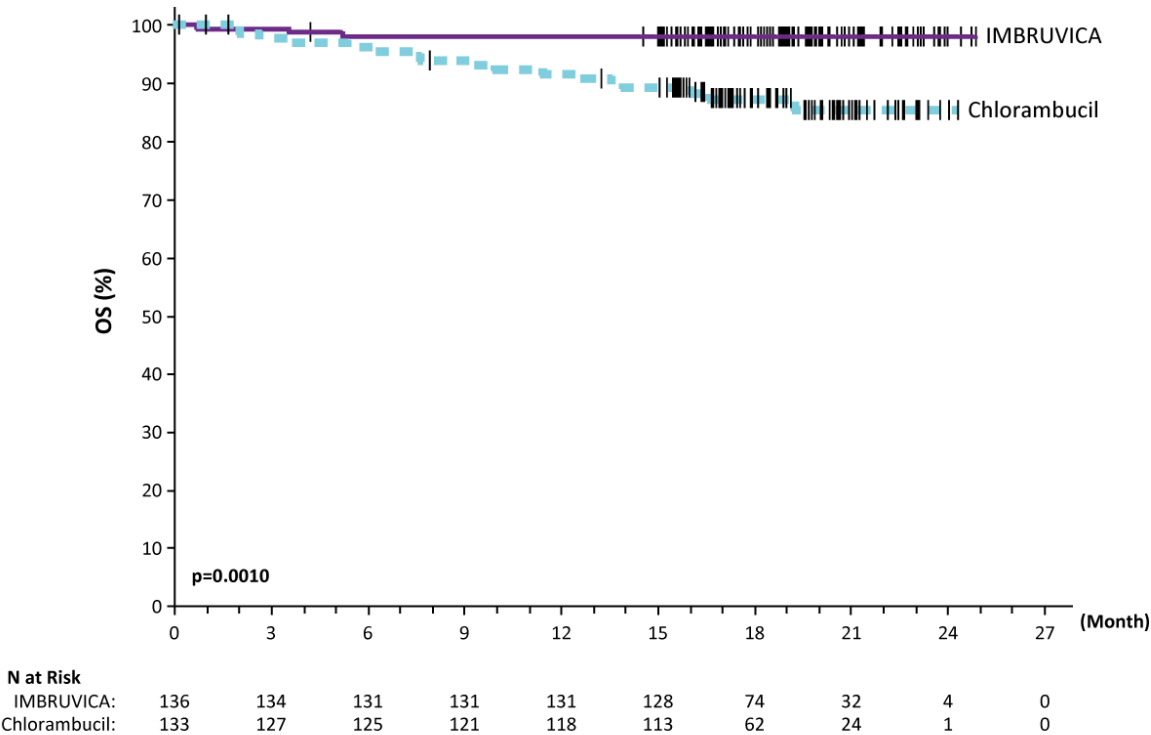
<sup>a</sup> IRC evaluated, median follow-up 18.4 months.

<sup>b</sup> Median OS not reached for both arms. p<0.005 for OS

**Figure 2: Kaplan-Meier Curve of PFS (ITT Population) in Study PCYC-1115-CA**



**Figure 3: Kaplan-Meier Curve of OS (ITT Population) in Study PCYC-1115-CA**

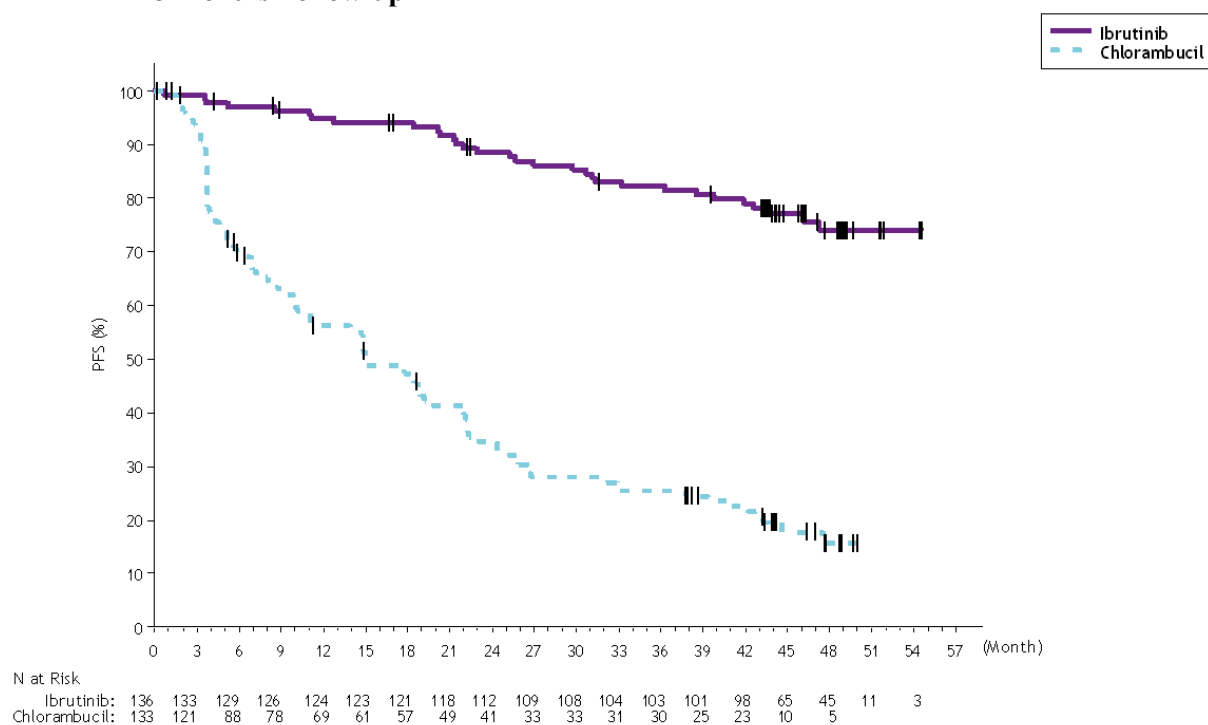


*48-month follow-up*

With a median follow-up time on study of 48 months in Study PCYC-1115-CA and its extension study, an 86% reduction in the risk of death or progression by investigator assessment was observed for patients in the IMBRUVICA arm. The median investigator-assessed PFS was not reached in the IMBRUVICA arm and was 15 months [95% CI (10.22, 19.35)] in the chlorambucil arm; (HR=0.14 [95% CI (0.09, 0.21)]). The 4-year PFS estimate was 73.9% in the IMBRUVICA arm and 15.5% in the chlorambucil arm, respectively. The updated Kaplan-Meier curve for PFS is shown in Figure 4. The investigator-assessed ORR was 91.2% in the IMBRUVICA arm versus 36.8% in the chlorambucil arm. The CR rate according to IWCLL criteria was 16.2% in the IMBRUVICA arm versus 3.0% in the chlorambucil arm. At the time of long-term follow-up, a total of 73 subjects (54.9%) originally randomised to the chlorambucil arm subsequently received ibrutinib as cross-over treatment. The Kaplan-Meier landmark estimate for OS at 48-months was 85.5% in the IMBRUVICA arm.

The treatment effect of ibrutinib in Study PCYC-1115-CA was consistent across high-risk patients with del17p/TP53 mutation, del11q, and/or unmutated IGHV.

**Figure 4: Kaplan-Meier Curve of PFS (ITT Population) in Study PCYC-1115-CA with 48 Months Follow-up**



#### *Combination therapy*

The safety and efficacy of IMBRUVICA in patients with previously untreated CLL/SLL were further evaluated in a randomised, multi-center, open-label, phase 3 study (PCYC-1130-CA) of IMBRUVICA in combination with obinutuzumab versus chlorambucil in combination with obinutuzumab. The study enrolled patients who were 65 years of age or older or <65 years of age with coexisting medical conditions, reduced renal function as measured by creatinine clearance <70 mL/min, or presence of del17p/TP53 mutation. Patients (n=229) were randomised 1:1 to receive either IMBRUVICA 420 mg daily until disease progression or unacceptable toxicity or chlorambucil at a dose of 0.5 mg/kg on Days 1 and 15 of each 28-day cycle for 6 cycles. In both arms, patients received 1 000 mg of obinutuzumab on Days 1, 8 and 15 of the first cycle, followed by treatment on the first day of 5 subsequent cycles (total of 6 cycles, 28 days each). The first dose of obinutuzumab was divided between day 1 (100 mg) and day 2 (900 mg).

The median age was 71 years (range, 40 to 87 years), 64% were male, and 96% were Caucasian. All patients had a baseline ECOG performance status of 0 (48%) or 1-2 (52%). At baseline, 52% had advanced clinical stage (Rai Stage III or IV), 32% of patients had bulky disease ( $\geq 5$  cm), 44% with baseline anaemia, 22% with baseline thrombocytopenia, 28% had a CrCL <60 mL/min, and the median Cumulative Illness Rating Score for Geriatrics (CIRS-G) was 4 (range, 0 to 12). At baseline, 65% of patients presented with CLL/SLL with high risk factors (del17p/TP53 mutation [18%], del11q [15%], or unmutated IGHV [54%]).

Progression-free survival (PFS) was assessed by IRC according to IWCLL criteria indicated a 77% statistically significant reduction in the risk of death or progression in the IMBRUVICA arm. With a median follow-up time on study of 31 months, the median PFS was not reached in the IMBRUVICA+obinutuzumab arm and was 19 months in the chlorambucil+obinutuzumab arm. Efficacy results for Study PCYC-1130-CA are shown in Table 5 and the Kaplan-Meier curve for PFS is shown in Figure 5.

**Table 5: Efficacy results in Study PCYC-1130-CA**

Endpoint	IMBRUVICA+Obinutuzumab N=113	Chlorambucil+Obinutuzumab N=116
<b>Progression Free Survival<sup>a</sup></b>		
Number of events (%)	24 (21.2)	74 (63.8)
Median (95% CI), months	Not reached	19.0 (15.1, 22.1)
HR (95% CI)	0.23 (0.15, 0.37)	
<b>Overall Response Rate<sup>a</sup></b> <b>(%)</b>	88.5	73.3
CR <sup>b</sup>	19.5	7.8
PR <sup>c</sup>	69.0	65.5

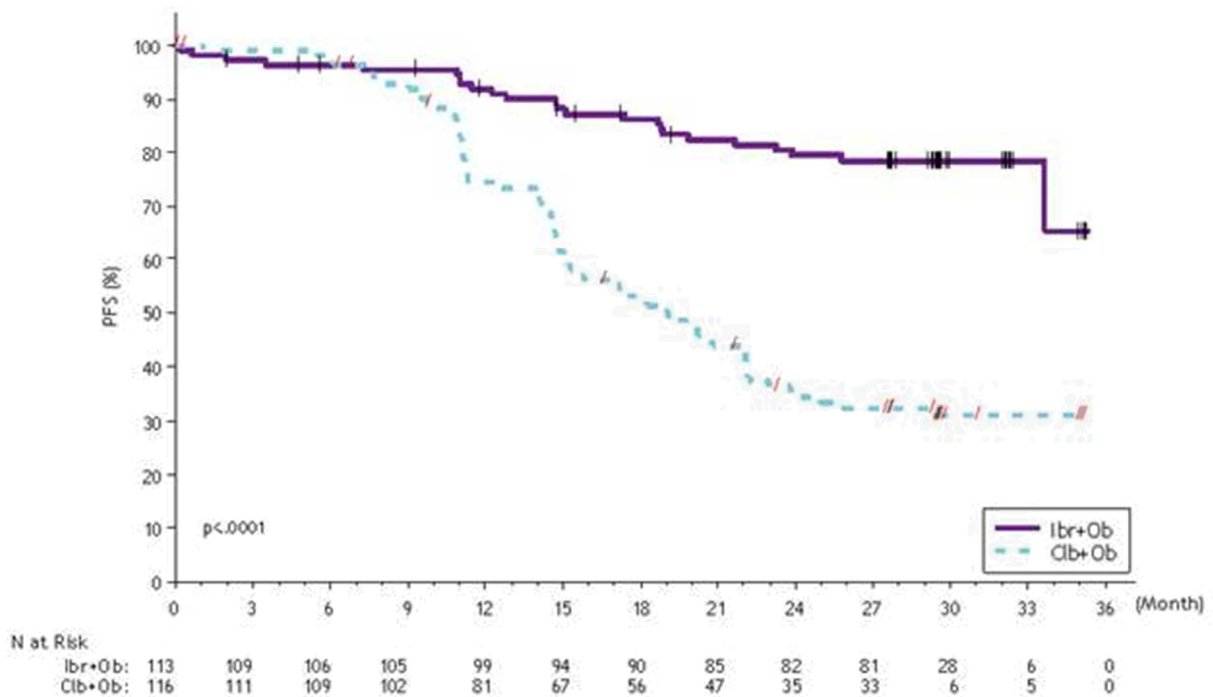
CI=confidence interval; HR=hazard ratio; CR=complete response; PR=partial response.

<sup>a</sup> IRC evaluated.

<sup>b</sup> Includes 1 patient in the IMBRUVICA+obinutuzumab arm with a complete response with incomplete marrow recovery (CRi).

<sup>c</sup> PR=PR+nPR.

**Figure 5: Kaplan-Meier Curve of PFS (ITT Population) in Study PCYC-1130-CA**



The treatment effect of ibrutinib was consistent across the high-risk CLL/SLL population (del17p/TP53 mutation, del11q, or unmutated IGHV), with a PFS HR of 0.15 [95% CI (0.09, 0.27)], as shown in Table 6. The 2-year PFS rate estimates for the high-risk CLL/SLL population were 78.8% [95% CI (67.3, 86.7)] and 15.5% [95% CI (8.1, 25.2)] in the IMBRUVICA+obinutuzumab and chlorambucil+obinutuzumab arms, respectively.



**Table 6: Subgroup Analysis of PFS (Study PCYC-1130-CA)**

	<b>N</b>	<b>Hazard Ratio</b>	<b>95% CI</b>
All subjects	229	0.231	0.145, 0.367
<b>High risk (del17p/TP53/del11q/unmutated IGHV)</b>			
Yes	148	0.154	0.087, 0.270
No	81	0.521	0.221, 1.231
<b>Del17p/TP53</b>			
Yes	41	0.109	0.031, 0.380
No	188	0.275	0.166, 0.455
<b>FISH</b>			
Del17p	32	0.141	0.039, 0.506
Del11q	35	0.131	0.030, 0.573
Others	162	0.302	0.176, 0.520
<b>Unmutated IGHV</b>			
Yes	123	0.150	0.084, 0.269
No	91	0.300	0.120, 0.749
<b>Age</b>			
<65	46	0.293	0.122, 0.705
≥65	183	0.215	0.125, 0.372
<b>Bulky disease</b>			
<5 cm	154	0.289	0.161, 0.521
≥5 cm	74	0.184	0.085, 0.398
<b>Rai stage</b>			
0/I/II	110	0.221	0.115, 0.424
III/IV	119	0.246	0.127, 0.477
<b>ECOG per CRF</b>			
0	110	0.226	0.110, 0.464
1-2	119	0.239	0.130, 0.438

Hazard ratio based on non-stratified analysis

Any grade infusion-related reactions were observed in 25% of patients treated with IMBRUVICA+obinutuzumab and 58% of patients treated with chlorambucil+obinutuzumab. Grade 3 or higher or serious infusion-related reactions were observed in 3% of patients treated with IMBRUVICA+obinutuzumab and 9% of patients treated with chlorambucil+obinutuzumab.

The safety and efficacy of IMBRUVICA in patients with previously untreated CLL or SLL were further evaluated in a randomised, multi-center, open-label, phase 3 study (E1912) of IMBRUVICA in combination with rituximab (IR) versus standard fludarabine, cyclophosphamide, and rituximab (FCR) chemo-immunotherapy. The study enrolled previously untreated patients with CLL or SLL who were 70 years or younger. Patients with del17p were excluded from the study. Patients (n=529) were randomised 2:1 to receive either IR or FCR. IMBRUVICA was administered at a dose of 420 mg daily until disease progression or unacceptable toxicity. Fludarabine was administered at a dose of 25 mg/m<sup>2</sup>, and cyclophosphamide was administered at a dose of 250 mg/m<sup>2</sup>, both on Days 1, 2, and 3 of Cycles 1-6. Rituximab was initiated in Cycle 2 for the IR arm and in Cycle 1 for the FCR arm and was administered at a dose of 50 mg/m<sup>2</sup> on Day 1 of the first cycle, 325 mg/m<sup>2</sup> on Day 2 of the first cycle, and 500 mg/m<sup>2</sup> on Day 1 of 5 subsequent cycles, for a total of 6 cycles. Each cycle was 28 days.

The median age was 58 years (range, 28 to 70 years), 67% were male, and 90% were Caucasian. All patients had a baseline ECOG performance status of 0 or 1 (98%) or 2 (2%). At baseline, 43% of patients presented with Rai Stage III or IV, and 59% of patients presented with CLL/SLL with high risk factors (TP53 mutation [6%], del11q [22%], or unmutated IGHV [53%]).

With a median follow-up time on study of 37 months, efficacy results for E1912 are shown in Table 7. The Kaplan-Meier curves for PFS, assessed according to IWCLL criteria, and OS are shown in Figures 6 and 7, respectively.

**Table 7: Efficacy results in Study E1912**

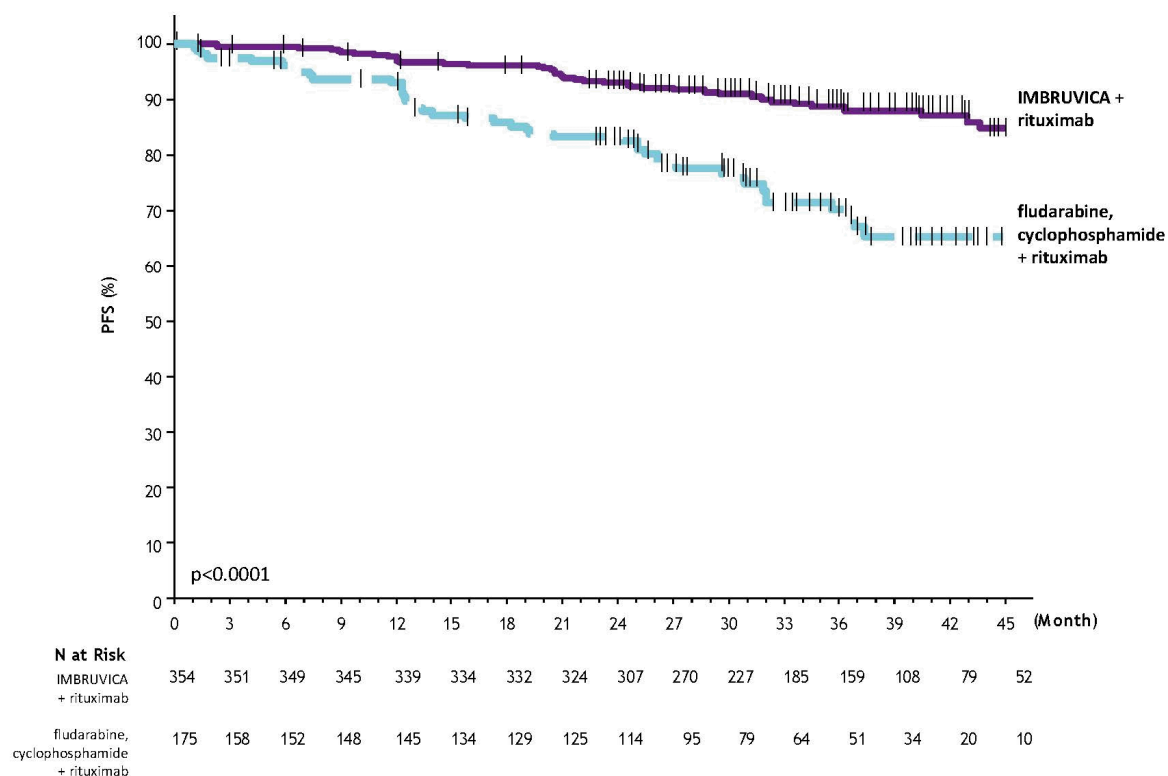
Endpoint	Ibrutinib+rituximab (IR) N=354	Fludarabine, Cyclophosphamide, and Rituximab (FCR) N=175
<b>Progression Free Survival</b>		
Number of events (%)	41 (12)	44 (25)
Disease progression	39	38
Death events	2	6
Median (95% CI), months	NE (49.4, NE)	NE (47.1, NE)
HR (95% CI)	0.34 (0.22, 0.52)	
P-value <sup>a</sup>	<0.0001	
<b>Overall Survival</b>		
Number of deaths (%)	4 (1)	10 (6)
HR (95% CI)	0.17 (0.05, 0.54)	
P-value <sup>a</sup>	0.0007	
<b>Overall Response Rate<sup>b</sup> (%)</b>	96.9	85.7

<sup>a</sup> P-value is from unstratified log-rank test.

<sup>b</sup> Investigator evaluated.

HR = hazard ratio; NE = not evaluable

**Figure 6: Kaplan-Meier Curve of PFS (ITT Population) in Study E1912**



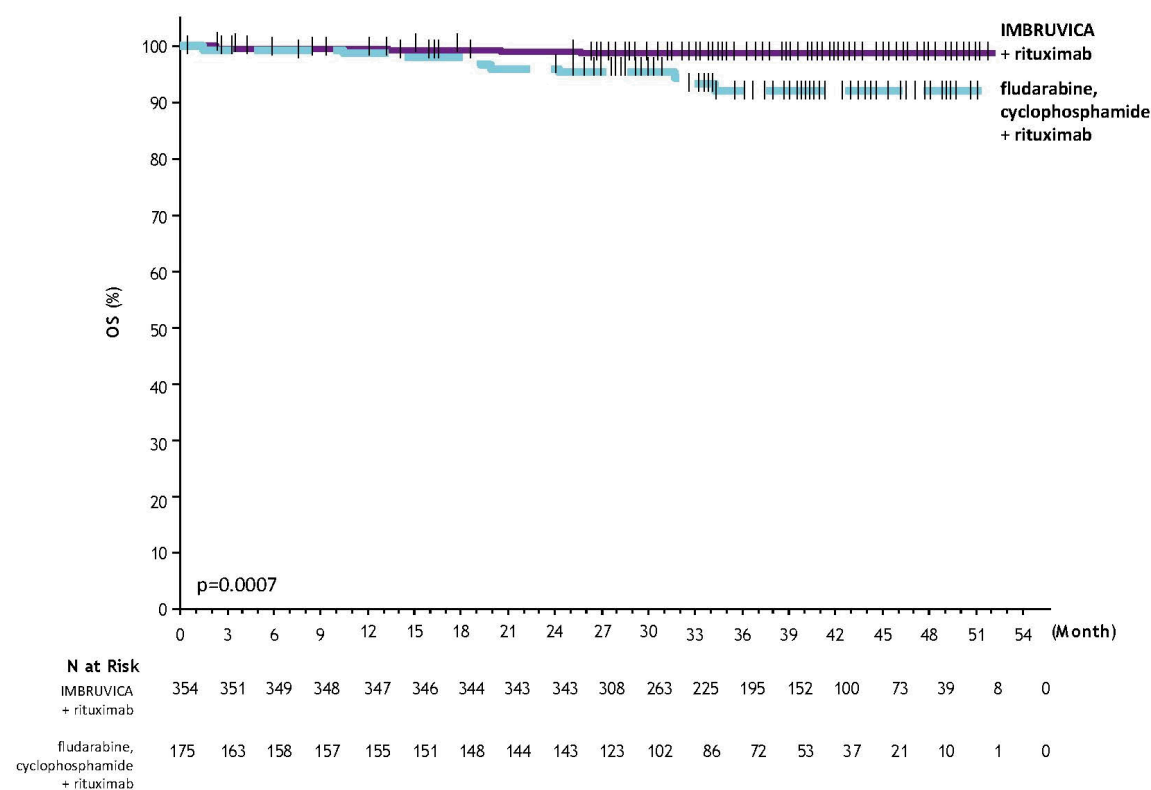
The treatment effect of ibrutinib was consistent across the high-risk CLL/SLL population (TP53 mutation, del11q, or unmutated IGHV), with a PFS HR of 0.23 [95% CI (0.13, 0.40)],  $p < 0.0001$ , as shown in Table 8. The 3-year PFS rate estimates for the high-risk CLL/SLL population were 90.4% [95% CI (85.4, 93.7)] and 60.3% [95% CI (46.2, 71.8)] in the IR and FCR arms, respectively.

**Table 8: Subgroup Analysis of PFS (Study E1912)**

	N	Hazard Ratio	95% CI
All subjects	529	0.340	0.222, 0.522
<b>High risk (TP53/del11q/unmutated IGHV)</b>			
Yes	313	0.231	0.132, 0.404
No	216	0.568	0.292, 1.105
<b>del11q</b>			
Yes	117	0.199	0.088, 0.453
No	410	0.433	0.260, 0.722
<b>Unmutated IGHV</b>			
Yes	281	0.233	0.129, 0.421
No	112	0.741	0.276, 1.993
<b>Bulky disease</b>			
<5 cm	316	0.393	0.217, 0.711
≥5 cm	194	0.257	0.134, 0.494
<b>Rai stage</b>			
0/I/II	301	0.398	0.224, 0.708
III/IV	228	0.281	0.148, 0.534
<b>ECOG</b>			
0	335	0.242	0.138, 0.422
1-2	194	0.551	0.271, 1.118

Hazard ratio based on non-stratified analysis

**Figure 7: Kaplan-Meier Curve of OS (ITT Population) in Study E1912**



*Fixed duration combination therapy*

The safety and efficacy of fixed duration therapy with IMBRUVICA in combination with venetoclax versus chlorambucil in combination with obinutuzumab in patients with previously untreated CLL were evaluated in a randomised, open-label, phase 3 (CLL3011) study. The study enrolled patients with previously untreated CLL who were 65 years or older, and adult patients <65 years of age with a CIRS score >6 or CrCL ≥30 to <70 mL/min. Patients with del 17p or known TP53 mutations were excluded. Patients (n=211) were randomised 1:1 to receive either IMBRUVICA in combination with venetoclax or chlorambucil in combination with obinutuzumab. Patients in the IMBRUVICA plus

venetoclax arm received single agent IMBRUVICA for 3 cycles followed by IMBRUVICA in combination with venetoclax for 12 cycles (including 5-week dose-titration schedule). Each cycle was 28 days. IMBRUVICA was administered at a dose of 420 mg daily. Venetoclax was administered daily, starting with 20 mg for 1 week, followed by 1 week at each dose level of 50 mg, 100 mg, and 200 mg, then the recommended daily dose of 400 mg. Patients randomised to the chlorambucil plus obinutuzumab arm received treatment for 6 cycles. Obinutuzumab was administered at a dose of 1 000 mg on Days 1, 8 and 15 in Cycle 1. In Cycles 2 to 6, 1 000 mg obinutuzumab was given on Day 1. Chlorambucil was administered at a dose of 0.5 mg/kg body weight on Days 1 and 15 of Cycles 1 to 6. Patients with confirmed progression by IWCLL criteria after completion of either fixed duration regimen could be treated with single-agent IMBRUVICA.

The median age was 71 years (range, 47 to 93 years), 58% were male, and 96% were Caucasian. All patients had a baseline ECOG performance status of 0 (35%), 1 (53%), or 2 (12%). At baseline, 18% of patients presented with CLL with del 11q and 52% with unmutated IGHV.

At baseline assessment for risk of tumor lysis syndrome, 25% of patients had high tumor burden. After 3 cycles of single-agent IMBRUVICA lead-in therapy, 2% of patients had high tumor burden. High tumor burden was defined as any lymph node  $\geq 10$  cm; or any lymph node  $\geq 5$  cm and absolute lymphocyte count  $\geq 25 \times 10^9/L$ .

With a median follow-up time on study of 28 months, efficacy results for Study CLL3011 assessed by an IRC according to IWCLL criteria are shown in Table 9, the Kaplan-Meier curve for PFS is shown in Figure 8, and rates of minimal residual disease (MRD) negativity are shown in Table 10.

**Table 9: Efficacy Results in Study CLL3011**

Endpoint <sup>a</sup>	IMBRUVICA + Venetoclax N=106	Chlorambucil + Obinutuzumab N=105
<b>Progression Free Survival</b>		
Number of events (%)	22 (20.8)	67 (63.8)
Median (95% CI), months	NE (31.2, NE)	21.0 (16.6, 24.7)
HR (95% CI)	0.22 (0.13, 0.36)	
P-value <sup>b</sup>	<0.0001	
<b>Complete Response Rate (%)<sup>c</sup></b>	38.7	11.4
95% CI	(29.4, 48.0)	(5.3, 17.5)
P-value <sup>d</sup>	<0.0001	
<b>Overall Response Rate (%)<sup>e</sup></b>	86.8	84.8
95% CI	(80.3, 93.2)	(77.9, 91.6)

<sup>a</sup> Based on IRC assessment

<sup>b</sup> P-value is from stratified log-rank test

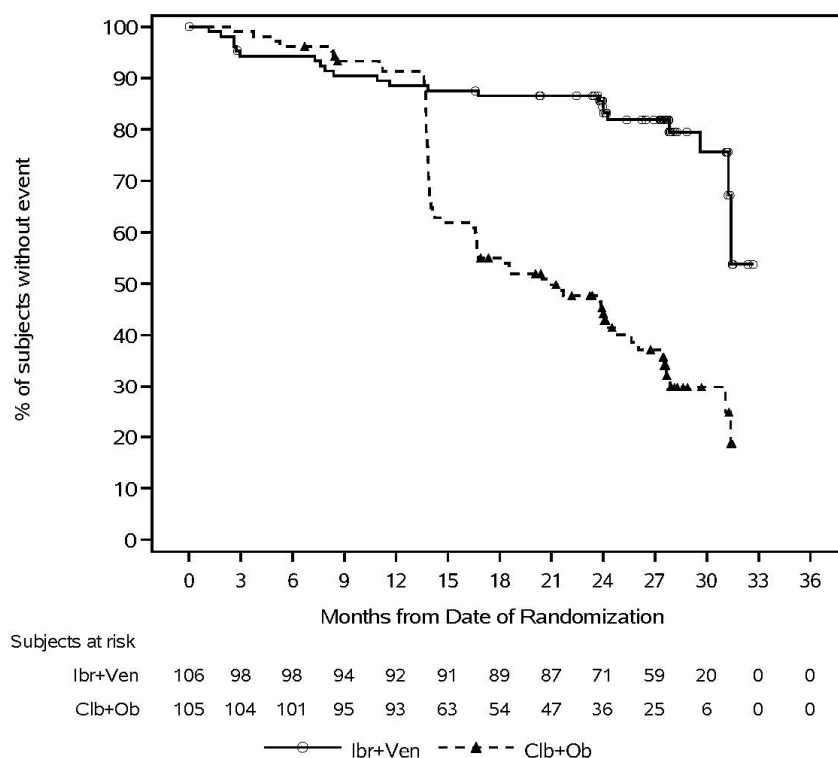
<sup>c</sup> Includes 3 patients in the IMBRUVICA + venetoclax arm with a complete response with incomplete marrow recovery (CRi)

<sup>d</sup> P-value is from Cochran-Mantel-Haenszel chi-square test

<sup>e</sup> Overall response = CR+CRi+nPR+PR

CR = complete response; CRi = complete response with incomplete marrow recovery; HR = hazard ratio; NE = not evaluable; nPR = nodular partial response; PR = partial response

**Figure 8: Kaplan-Meier Curve of Progression-Free Survival (ITT Population) in Patients with CLL in Study CLL3011**



The treatment effect of IMBRUVICA plus venetoclax was consistent across the high-risk CLL population (TP53 mutation, del 11q, or unmutated IGHV), with a PFS HR of 0.23 [95% CI (0.13, 0.41)].

Overall survival data were not mature. With a median follow-up of 28 months, there was no significant difference between treatment arms with a total of 23 deaths: 11 (10.4%) in the IMBRUVICA plus venetoclax arm and 12 (11.4%) in the chlorambucil plus obinutuzumab arm with a OS HR of 1.048 [95% CI (0.454, 2.419)]. After 6 months additional follow-up, 11 (10.4%) and 16 (15.2%) deaths were reported in the IMBRUVICA plus venetoclax arm and the chlorambucil plus obinutuzumab arm, respectively with OS HR estimated at 0.760 [95% CI (0.352, 1.642)].

**Table 10: Minimal Residual Disease Negativity Rates in Study CLL3011**

	NGS Assay <sup>a</sup>		Flow cytometry <sup>b</sup>	
	IMBRUVICA + Venetoclax N=106	Chlorambucil + Obinutuzumab N=105	IMBRUVICA + Venetoclax N=106	Chlorambucil + Obinutuzumab N=105
<b>MRD Negativity Rate</b>				
Bone marrow, n (%)	59 (55.7)	22 (21.0)	72 (67.9)	24 (22.9)
95% CI	(46.2, 65.1)	(13.2, 28.7)	(59.0, 76.8)	(14.8, 30.9)
P-value	<0.0001			
Peripheral Blood, n (%)	63 (59.4)	42 (40.0)	85 (80.2)	49 (46.7)
95% CI	(50.1, 68.8)	(30.6, 49.4)	(72.6, 87.8)	(37.1, 56.2)

<b>MRD Negativity Rate at Three Months After Completion of Treatment</b>				
Bone marrow, n (%)	55 (51.9)	18 (17.1)	60 (56.6)	17 (16.2)
95% CI	(42.4, 61.4)	(9.9, 24.4)	(47.2, 66.0)	(9.1, 23.2)
Peripheral Blood, n (%)	58 (54.7)	41 (39.0)	65 (61.3)	43 (41.0)
95% CI	(45.2, 64.2)	(29.7, 48.4)	(52.0, 70.6)	(31.5, 50.4)

P-values are from Cochran-Mantel-Haenszel chi-square test. P-value for MRD negativity rate in bone marrow by NGS was the primary MRD analysis.

<sup>a</sup> Based on threshold of  $10^{-4}$  using a next-generation sequencing assay (clonoSEQ)

<sup>b</sup> MRD was evaluated by flow cytometry of peripheral blood or bone marrow per central laboratory. The definition of negative status was <1 CLL cell per 10 000 leukocytes ( $<1 \times 10^4$ ).

CI = confidence interval; NGS = next-generation sequencing

Twelve months after the completion of treatment, MRD negativity rates in peripheral blood were 49.1% (52/106) by NGS assay and 54.7% (58/106) by flow cytometry in patients treated with IMBRUVICA plus venetoclax and, at the corresponding time point, was 12.4% (13/105) by NGS assay and 16.2% (17/105) by flow cytometry in patients treated with chlorambucil plus obinutuzumab.

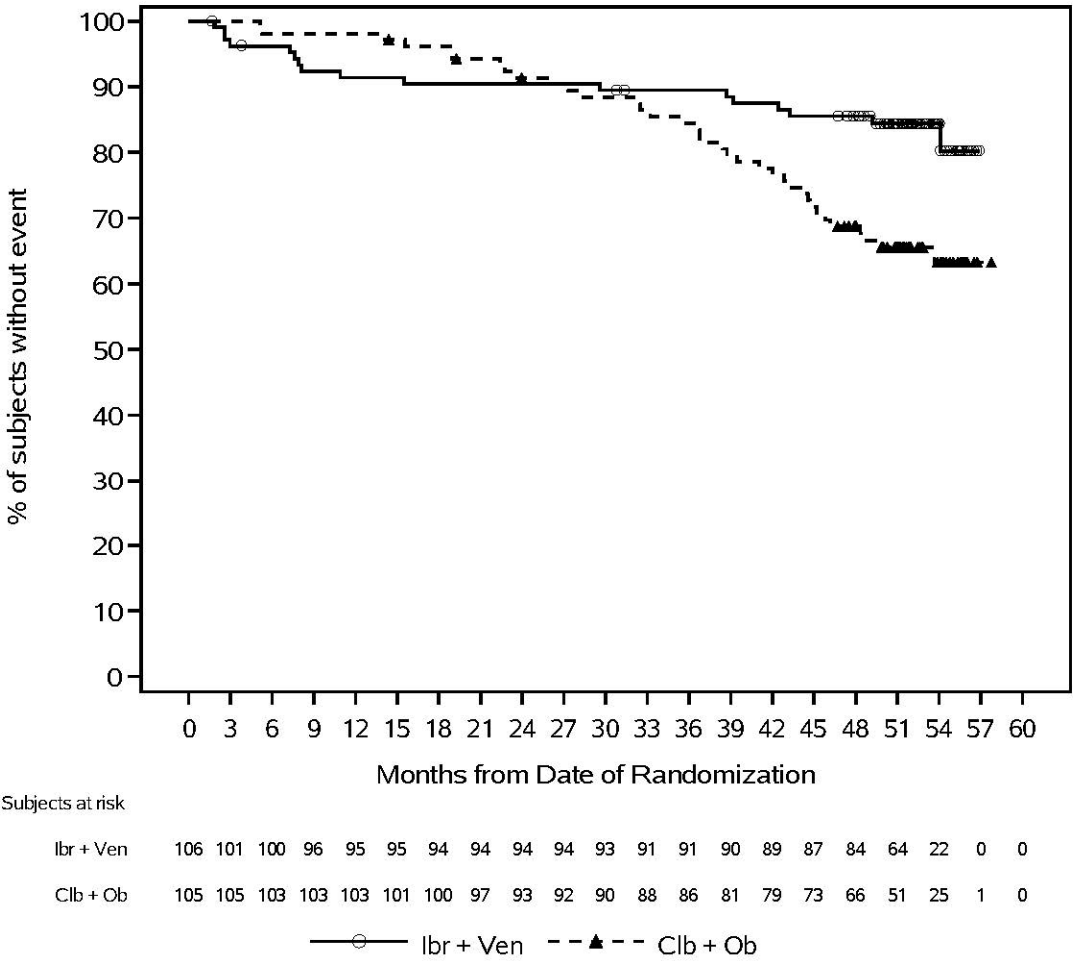
TLS was reported in 6 patients treated with chlorambucil plus obinutuzumab and no TLS was reported in IMBRUVICA in combination with venetoclax.

Overall follow-up of 58 months (median of 52 months)

With an overall follow-up of 58 months (median follow-up time on study of 52 months) in Study CLL3011, a 77% reduction in the risk of death or progression by investigator assessment was observed for patients in the IMBRUVICA arm. The overall survival hazard ratio was 0.458 [95% CI (0.257, 0.818), nominal  $p=0.0068$ , not type 1 error controlled]. There were 17 (16.0%) deaths in the IMBRUVICA plus venetoclax arm and 36 (34.3%) in the chlorambucil plus obinutuzumab arm. Median time to next treatment was not reached for either arm (HR=0.164; 95% CI: 0.081, 0.330) with 9.4% of subjects in the IMBRUVICA plus venetoclax arm and 41.0% of subjects in the chlorambucil plus obinutuzumab arm having initiated subsequent anticancer therapy.

Kaplan-Meier curve for OS is shown in Figure 9.

**Figure 9: Kaplan-Meier Curve of Overall Survival (ITT Population) in Patients with CLL/SLL in Study CLL3011 with 58 Months Follow-up**



The safety and efficacy of fixed duration therapy with IMBRUVICA in combination with venetoclax in patients with previously untreated CLL were further evaluated in a cohort of the phase 2, multi-center, 2-cohort study (PCYC-1142-CA). The study enrolled previously untreated patients with CLL who were 70 years or younger. The study enrolled 323 patients, of these, 159 patients were enrolled to fixed duration therapy consisting of 3 cycles of single agent IMBRUVICA followed by IMBRUVICA in combination with venetoclax for 12 cycles (including 5-week dose titration schedule). Each cycle was 28 days. IMBRUVICA was administered at a dose of 420 mg daily. Venetoclax was administered daily, starting with 20 mg for 1 week, followed by 1 week at each dose level of 50 mg, 100 mg, and 200 mg, then the recommended daily dose of 400 mg. Patients with confirmed progression by IWCLL criteria after completion of the fixed duration regimen could be retreated with single-agent IMBRUVICA.

The median age was 60 years (range, 33 to 71 years), 67% were male, and 92% were Caucasian. All patients had a baseline ECOG performance status of 0 (69%) or 1 (31%). At baseline, 13% of patients had del 17p, 18% with del 11q, 17% with del 17p/TP53 mutation, 56% with unmutated IGHV and 19% with complex karyotype. At baseline assessment for risk of tumor lysis syndrome, 21% of patients had high tumor burden.

After 3 cycles of single-agent IMBRUVICA lead-in therapy, 1% of patients had high tumor burden. High tumor burden was defined as any lymph node  $\geq 10$  cm, or any lymph node  $\geq 5$  cm and absolute lymphocyte count  $\geq 25 \times 10^9/L$ .

With a median follow-up time on study of 28 months, efficacy results for PCYC-1142-CA assessed by an IRC according to IWCLL criteria are shown in Table 11, and rates of minimal residual disease (MRD) negativity are shown in Table 12.

**Table 11: Efficacy Results in Study PCYC 1142-CA (Fixed Duration Cohort)**

Endpoint <sup>a</sup>	IMBRUVICA + Venetoclax	
	Without Del 17p (N=136)	All (N=159)
<b>Overall Response Rate, n (%)<sup>b</sup></b>	130 (95.6)	153 (96.2)
95% CI (%)	(92.1, 99.0)	(93.3, 99.2)
<b>Complete Response Rate, n (%)<sup>c</sup></b>	83 (61.0)	95 (59.7)
95% CI (%)	(52.8, 69.2)	(52.1, 67.4)
Median duration of CR, months (range) <sup>d</sup>	NE (0.03+, 24.9+)	NE (0.03+, 24.9+)

<sup>a</sup> Based on IRC assessment

<sup>b</sup> Overall response = CR + CRi + nPR + PR

<sup>c</sup> Includes 3 patients with a complete response with incomplete marrow recovery (CRi)

<sup>d</sup> A '+' sign indicates a censored observation

CR = complete response; CRi = complete response with incomplete marrow recovery; nPR = nodular partial response; PR = partial response; NE = not evaluable

**Table 12: Minimal Residual Disease Negativity Rates in Study PCYC 1142-CA (Fixed Duration Cohort)**

Endpoint	IMBRUVICA + Venetoclax	
	Without Del 17p (N=136)	All (N=159)
<b>MRD Negativity Rate</b>		
Bone marrow, n (%)	84 (61.8)	95 (59.7)
95% CI	(53.6, 69.9)	(52.1, 67.4)
Peripheral Blood, n (%)	104 (76.5)	122 (76.7)
95% CI	(69.3, 83.6)	(70.2, 83.3)
<b>MRD Negativity Rate at Three Months After Completion of Treatment</b>		
Bone marrow, n (%)	74 (54.4)	83 (52.2)
95% CI	(46.0, 62.8)	(44.4, 60.0)
Peripheral Blood, n (%)	78 (57.4)	90 (56.6)
95% CI	(49.0, 65.7)	(48.9, 64.3)

MRD was evaluated by flow cytometry of peripheral blood or bone marrow per central laboratory. The definition of negative status was  $<1$  CLL cell per 10 000 leukocytes ( $<1 \times 10^4$ ).

CI = confidence interval

In patients with del 17p/TP53 mutation (n=27) in PCYC-1142-CA the overall response rate based on IRC assessment was 96.3%; complete response rate was 55.6% and the median duration of complete response was not reached (range, 4.3 to 22.6 months). The MRD negativity rate in patients with del 17p/TP53 mutation 3 months after completion of treatment in bone marrow and peripheral blood was 40.7% and 59.3%, respectively.



No TLS was reported in patients treated with IMBRUVICA in combination with venetoclax.

*Patients with CLL who received at least one prior therapy*

*Single agent*

The safety and efficacy of IMBRUVICA in patients with CLL were demonstrated in one uncontrolled study and one randomised, controlled study. The open-label, multi-center study (PCYC-1102-CA) included 51 patients with relapsed or refractory CLL, who received 420 mg once daily. IMBRUVICA was administered until disease progression or unacceptable toxicity. The median age was 68 years (range: 37 to 82 years), median time since diagnosis was 80 months, and median number of prior treatments was 4 (range: 1 to 12 treatments), including 92.2% with a prior nucleoside analog, 98.0% with prior rituximab, 86.3% with a prior alkylator, 39.2% with prior bendamustine and 19.6% with prior ofatumumab. At baseline, 39.2% of patients had Rai Stage IV, 45.1% had bulky disease ( $\geq 5$  cm), 35.3% had deletion 17p and 31.4% had deletion 11q.

ORR was assessed according to the 2008 IWCLL criteria by investigators and IRC. At a median duration follow-up of 16.4 months, the ORR by IRC for the 51 relapsed or refractory patients was 64.7% (95% CI: 50.1%; 77.6%), all PRs. The ORR including PR with lymphocytosis was 70.6%. Median time to response was 1.9 months. The DOR ranged from 3.9 to 24.2+ months. The median DOR was not reached.

A randomised, multi-center, open-label phase 3 study of IMBRUVICA versus ofatumumab (PCYC-1112-CA) was conducted in patients with relapsed or refractory CLL. Patients (n=391) were randomised 1:1 to receive either IMBRUVICA 420 mg daily until disease progression or unacceptable toxicity, or ofatumumab for up to 12 doses (300/2 000 mg). Fifty-seven patients randomised to ofatumumab crossed over following progression to receive IMBRUVICA. The median age was 67 years (range: 30 to 88 years), 68% were male, and 90% were Caucasian. All patients had a baseline ECOG performance status of 0 or 1. The median time since diagnosis was 91 months and the median number of prior treatments was 2 (range: 1 to 13 treatments). At baseline, 58% of patients had at least one tumour  $\geq 5$  cm. Thirty-two percent of patients had deletion 17p (with 50% of patients having deletion 17p/TP53 mutation), 24% had 11q deletion, and 47% of patients had unmutated IGHV.

Progression free survival (PFS) as assessed by an IRC according to IWCLL criteria indicated a 78% statistically significant reduction in the risk of death or progression for patients in the IMBRUVICA arm. Analysis of OS demonstrated a 57% statistically significant reduction in the risk of death for patients in the IMBRUVICA arm. Efficacy results for Study PCYC-1112-CA are shown in Table 13.

**Table 13: Efficacy results in patients with CLL (Study PCYC-1112-CA)**

<b>Endpoint</b>	<b>IMBRUVICA N=195</b>	<b>Ofatumumab N=196</b>
Median PFS	Not reached	8.1 months
	HR=0.215 [95% CI: 0.146; 0.317]	
OS <sup>a</sup>	HR=0.434 [95% CI: 0.238; 0.789] <sup>b</sup> HR=0.387 [95% CI: 0.216; 0.695] <sup>c</sup>	
ORR <sup>d, e</sup> (%)	42.6	4.1
ORR including PR with lymphocytosis <sup>d</sup> (%)	62.6	4.1

HR=hazard ratio; CI=confidence interval; ORR=overall response rate; OS=overall survival; PFS=progression-free survival; PR=partial response

<sup>a</sup> Median OS not reached for both arms. p<0.005 for OS.

<sup>b</sup> Patients randomised to ofatumumab were censored when starting IMBRUVICA if applicable.

<sup>c</sup> Sensitivity analysis in which crossover patients from the ofatumumab arm were not censored at the date of first dose of IMBRUVICA.

<sup>d</sup> Per IRC. Repeat CT scans required to confirm response.

<sup>e</sup> All PRs achieved; p<0.0001 for ORR.

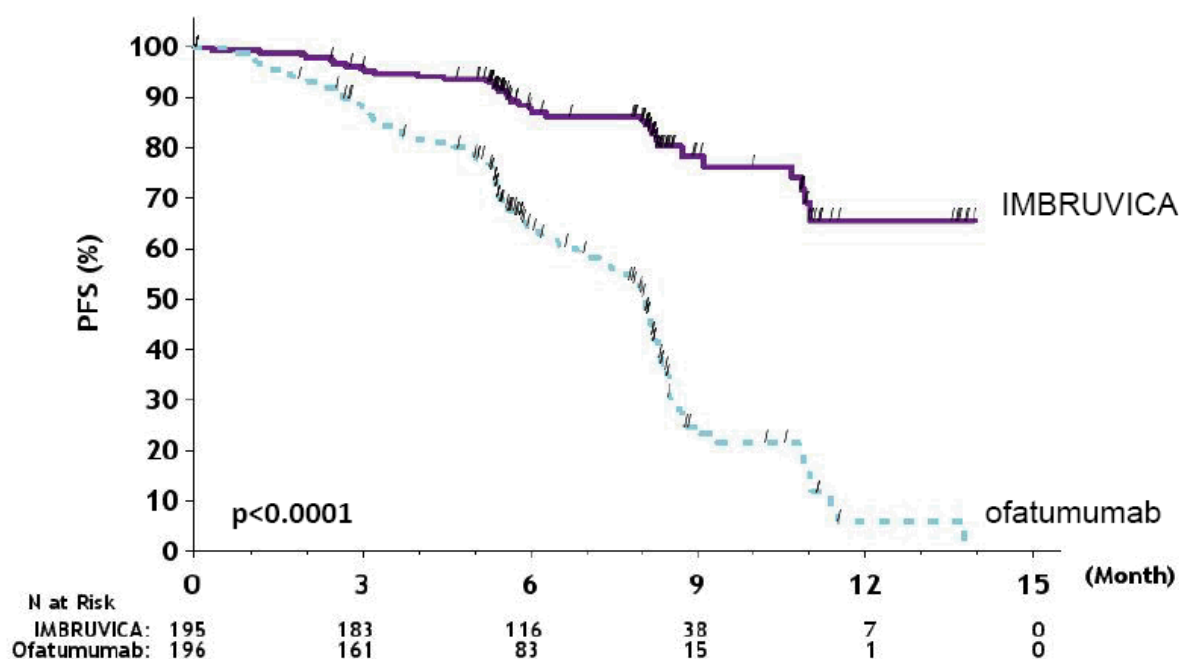
Median follow-up time on study=9 months

The efficacy was similar across all of the subgroups examined, including in patients with and without deletion 17p, a pre-specified stratification factor (Table 14).

<b>Table 14: Subgroup analysis of PFS (Study PCYC-1112-CA)</b>			
	<b>N</b>	<b>Hazard Ratio</b>	<b>95% CI</b>
All subjects	391	0.210	(0.143; 0.308)
<b>Del17P</b>			
Yes	127	0.247	(0.136; 0.450)
No	264	0.194	(0.117; 0.323)
<b>Refractory disease to purine analog</b>			
Yes	175	0.178	(0.100; 0.320)
No	216	0.242	(0.145; 0.404)
<b>Age</b>			
<65	152	0.166	(0.088; 0.315)
≥65	239	0.243	(0.149; 0.395)
<b>Number of prior lines</b>			
<3	198	0.189	(0.100; 0.358)
≥3	193	0.212	(0.130; 0.344)
<b>Bulky disease</b>			
<5 cm	163	0.237	(0.127; 0.442)
≥5 cm	225	0.191	(0.117; 0.311)
Hazard ratio based on non-stratified analysis			

The Kaplan-Meier curve for PFS is shown in Figure 10.

**Figure 10: Kaplan-Meier Curve of PFS (ITT Population) in Study PCYC-1112-CA**



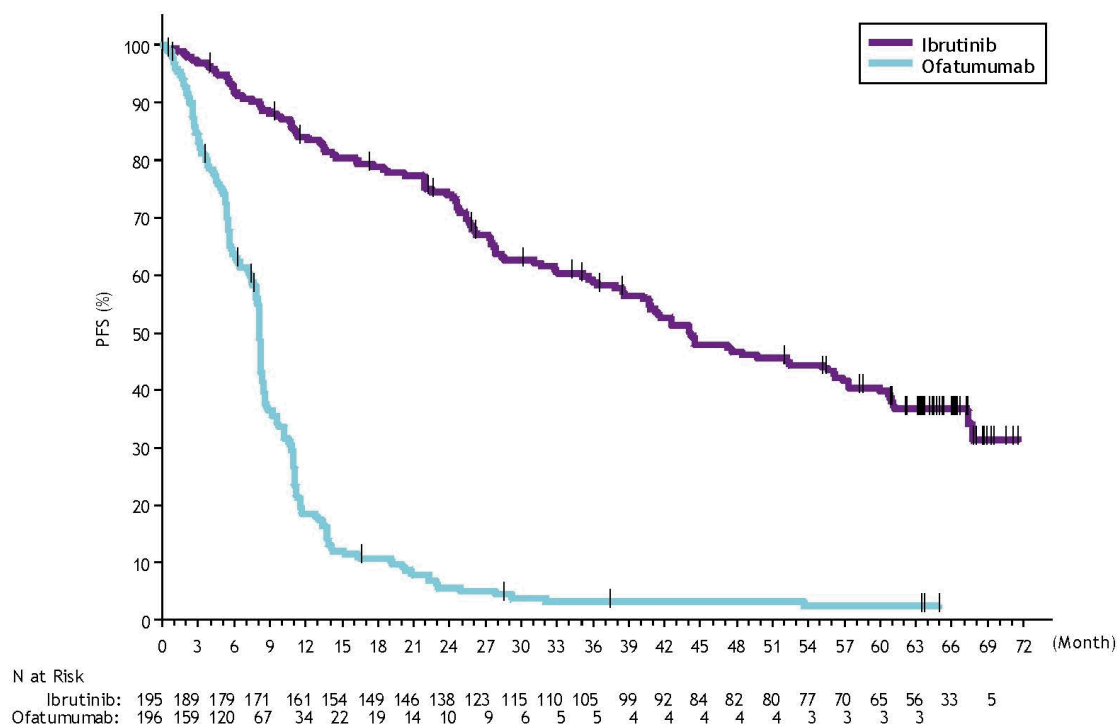
*Final Analysis at 65-month follow-up*

With a median follow-up time on study of 65 months in Study PCYC-1112-CA, an 85% reduction in the risk of death or progression by investigator assessment was observed for patients in the IMBRUVICA arm. The median investigator-assessed PFS according to IWCLL criteria was 44.1 months [95% CI (38.47, 56.18)] in the IMBRUVICA arm and 8.1 months [95% CI (7.79, 8.25)] in the ofatumumab arm, respectively; HR=0.15 [95% CI (0.11, 0.20)]. The updated Kaplan-Meier curve for PFS is shown in Figure 11. The investigator-assessed ORR in the IMBRUVICA arm was 87.7% versus 22.4% in the ofatumumab arm. At the time of final analysis, 133 (67.9%) of the 196 subjects originally randomised to the ofatumumab treatment arm had crossed over to ibrutinib treatment. The median investigator-assessed PFS2 (time from randomisation until PFS event after first subsequent anti-neoplastic therapy) according to IWCLL criteria was 65.4 months [95% CI (51.61, not estimable)] in the IMBRUVICA arm and 38.5 months [95% CI (19.98, 47.24)] in the ofatumumab

arm, respectively; HR=0.54 [95% CI (0.41, 0.71)]. The median OS was 67.7 months [95% CI (61.0, not estimable)] in the IMBRUVICA arm.

The treatment effect of ibrutinib in Study PCYC-1112-CA was consistent across high-risk patients with deletion 17p/TP53 mutation, deletion 11q, and/or unmutated IGHV.

**Figure 11: Kaplan-Meier Curve of PFS (ITT Population) in Study PCYC-1112-CA at Final Analysis with 65 Months Follow-up**



### Combination therapy

The safety and efficacy of IMBRUVICA in patients previously treated for CLL were further evaluated in a randomised, multicenter, double-blinded phase 3 study of IMBRUVICA in combination with BR versus placebo+BR (Study CLL3001). Patients (n=578) were randomised 1:1 to receive either IMBRUVICA 420 mg daily or placebo in combination with BR until disease progression, or unacceptable toxicity. All patients received BR for a maximum of six 28-day cycles. Bendamustine was dosed at 70 mg/m<sup>2</sup> infused IV over 30 minutes on Cycle 1, Days 2 and 3, and on Cycles 2-6, Days 1 and 2 for up to 6 cycles. Rituximab was administered at a dose of 375 mg/m<sup>2</sup> in the first cycle, Day 1, and 500 mg/m<sup>2</sup> Cycles 2 through 6, Day 1. Ninety patients randomised to placebo+BR crossed over to receive IMBRUVICA following IRC confirmed progression. The median age was 64 years (range, 31 to 86 years), 66% were male, and 91% were Caucasian. All patients had a baseline ECOG performance status of 0 or 1. The median time since diagnosis was 6 years and the median number of prior treatments was 2 (range, 1 to 11 treatments). At baseline, 56% of patients had at least one tumour ≥5 cm, 26% had del11q.

Progression free survival (PFS) was assessed by IRC according to IWCLL criteria. Efficacy results for Study CLL3001 are shown in Table 15.

**Table 15: Efficacy Results in patients with CLL (Study CLL3001)**

Endpoint	IMBRUVICA+BR N=289	Placebo+BR N=289
<b>PFS<sup>a</sup></b>		
Median (95% CI), months	Not reached	13.3 (11.3, 13.9)
	HR=0.203 [95% CI: 0.150, 0.276]	
ORR <sup>b</sup> %	82.7	67.8
OS <sup>c</sup>	HR=0.628 [95% CI: 0.385, 1.024]	

CI=confidence interval; HR=hazard ratio; ORR=overall response rate; OS=overall survival; PFS=progression-free survival

<sup>a</sup> IRC evaluated.

<sup>b</sup> IRC evaluated, ORR (complete response, complete response with incomplete marrow recovery, nodular partial response, partial response).

<sup>c</sup> Median OS not reached for both arms.

## WM

### Single agent

The safety and efficacy of IMBRUVICA in WM (IgM-excreting lymphoplasmacytic lymphoma) were evaluated in an open-label, multi-center, single-arm trial of 63 previously treated patients. The median age was 63 years (range: 44 to 86 years), 76% were male, and 95% were Caucasian. All patients had a baseline ECOG performance status of 0 or 1. The median time since diagnosis was 74 months, and the median number of prior treatments was 2 (range: 1 to 11 treatments). At baseline, the median serum IgM value was 3.5 g/dL, and 60% of patients were anaemic (haemoglobin  $\leq$ 11 g/dL or 6.8 mmol/L).

IMBRUVICA was administered orally at 420 mg once daily until disease progression or unacceptable toxicity. The primary endpoint in this study was ORR per investigator assessment. The ORR and DOR were assessed using criteria adopted from the Third International Workshop of WM. Responses to IMBRUVICA are shown in Table 16.

**Table 16: ORR and DOR in patients with WM**

	Total (N=63)
ORR (%)	87.3
95% CI (%)	(76.5, 94.4)
VGPR (%)	14.3
PR (%)	55.6
MR (%)	17.5
Median DOR months (range)	NR (0.03+, 18.8+)

CI=confidence interval; DOR=duration of response; NR=not reached; MR=minor response; PR=partial response;

VGPR=very good partial response; ORR=MR+PR+VGPR

Median follow-up time on study=14.8 months

The median time to response was 1.0 month (range: 0.7-13.4 months).

Efficacy results were also assessed by an IRC demonstrating an ORR of 83%, with a 11% VGPR rate and a 51% PR rate.

### Combination therapy

The safety and efficacy of IMBRUVICA in WM were further evaluated in patients with treatment-naïve or previously treated WM in a randomised, multicenter, double-blinded phase 3 study of IMBRUVICA in combination with rituximab versus placebo in combination with rituximab (PCYC-1127-CA). Patients (n=150) were randomised 1:1 to receive either IMBRUVICA 420 mg daily or placebo in combination with rituximab until disease progression or unacceptable toxicity. Rituximab was administered weekly at a dose of 375 mg/m<sup>2</sup> for 4 consecutive weeks (weeks 1-4) followed by a second course of weekly rituximab for 4 consecutive weeks (weeks 17-20).

The median age was 69 years (range, 36 to 89 years), 66% were male, and 79% were Caucasian. Ninety-three percent of patients had a baseline ECOG performance status of 0 or 1, and 7% of patients had a baseline ECOG performance status of 2. Forty-five percent of patients were treatment-naïve, and 55% of patients were previously treated. The median time since diagnosis was 52.6 months (treatment-

naïve patients=6.5 months and previously treated patients=94.3 months). Among previously treated patients, the median number of prior treatments was 2 (range, 1 to 6 treatments). At baseline, the median serum IgM value was 3.2 g/dL (range, 0.6 to 8.3 g/dL), 63% of patients were anaemic (haemoglobin  $\leq$ 11 g/dL or 6.8 mmol/L) and MYD88 L265P mutations were present in 77% of patients, absent in 13% of patients, and 9% of patients were not evaluable for mutation status.

At the primary analysis, with a median follow-up of 26.5 months, the IRC-assessed PFS hazard ratio was 0.20 [95% CI (0.11, 0.38)]. PFS hazard ratios for treatment-naïve patients, previously treated patients, and patients with or without MYD88 L265P mutations were consistent with the PFS hazard ratio for the ITT population.

Grade 3 or 4 infusion-related reactions were observed in 1% of patients treated with IMBRUVICA+rituximab and 16% of patients treated with placebo+rituximab.

Tumor flare in the form of IgM increase occurred in 8.0% of subjects in the IMBRUVICA+rituximab arm and 46.7% of subjects in the placebo+rituximab arm.

#### *Final Analysis at 63-month follow-up*

With an overall follow-up of 63 months, efficacy results as assessed by an IRC at the time of the final analysis for PCYC-1127-CA are shown in Table 17 and the Kaplan-Meier curve for PFS is shown in Figure 12. PFS hazard ratios for treatment-naïve patients (0.31 [95% CI (0.14, 0.69)]) and previously treated patients (0.22 [95% CI (0.11, 0.43)]) were consistent with the PFS hazard ratio for the ITT population.

**Table 17: Efficacy results in Study PCYC-1127-CA (Final Analysis\*)**

<b>Endpoint</b>	<b>IMBRUVICA + R N=75</b>	<b>Placebo + R N=75</b>
<b>Progression Free Survival<sup>a, b</sup></b>		
Number of events (%)	22 (29)	50 (67)
Median (95% CI), months	Not reached	20.3 (13.0, 27.6)
HR (95% CI)	0.25 (0.15, 0.42)	
P-value	<0.0001	
<b>Time to next treatment</b>		
Median (95% CI), months	Not reached	18.1 (11.1, 33.1)
HR (95% CI)	0.1 (0.05, 0.21)	
<b>Best Overall Response (%)</b>		
CR	1.3	1.3
VGPR	29.3	4.0
PR	45.3	25.3
MR	16.0	13.3
<b>Overall Response Rate<sup>c</sup> (CR, VGPR, PR, MR) (%)</b>		
	69 (92.0)	33 (44.0)
Median duration of overall response, months (range)	Not reached (2.7, 58.9+)	27.6 (1.9, 55.9+)
<b>Response Rate (CR, VGPR, PR)<sup>c, d</sup> (%)</b>		
	57 (76.0)	23 (30.7)
Median duration of response, months (range)	Not reached (1.9+, 58.9+)	Not reached (4.6, 49.7+)

<b>Rate of Sustained Hemoglobin Improvement<sup>c, e</sup> (%)</b>	<b>77.3</b>	<b>42.7</b>
--	-------------	-------------

CI = confidence interval; CR = complete response; HR = hazard ratio; MR = minor response; PR = partial response; R = Rituximab; VGPR = very good partial response

\* Median follow-up time on study = 49.7 months.

<sup>a</sup> IRC evaluated.

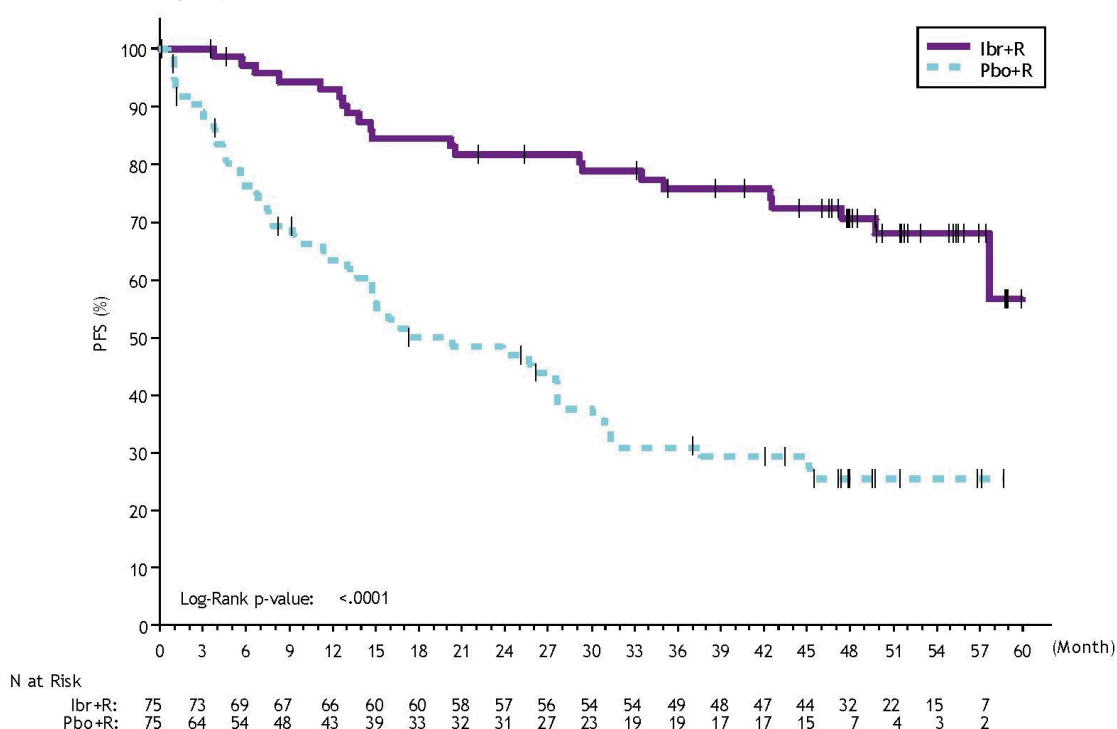
<sup>b</sup> 4-year PFS estimates were 70.6% [95% CI (58.1, 80.0)] in the IMBRUVICA + R arm versus 25.3% [95% CI (15.3, 36.6)] in the placebo + R arm.

<sup>c</sup> p-value associated with response rate was <0.0001.

<sup>d</sup> Response rate was 76% vs 41% in treatment-naïve patients and 76% vs 22% in previously treated patients for the IMBRUVICA + R arm vs the placebo + R arm, respectively.

<sup>e</sup> Defined as increase of  $\geq 2$  g/dL over baseline regardless of baseline value, or an increase to  $>11$  g/dL with a  $\geq 0.5$  g/dL improvement if baseline was  $\leq 11$  g/dL.

**Figure 12: Kaplan-Meier Curve of PFS (ITT Population) in Study PCYC-1127-CA (Final Analysis)**



Study PCYC-1127-CA had a separate monotherapy arm of 31 patients with previously treated WM who failed prior rituximab-containing therapy and received single agent IMBRUVICA. The median age was 67 years (range, 47 to 90 years). Eighty-one percent of patients had a baseline ECOG performance status of 0 or 1, and 19% had a baseline ECOG performance status of 2. The median number of prior treatments was 4 (range, 1 to 7 treatments). With an overall follow-up of 61 months, the response rate observed in Study PCYC-1127-CA monotherapy arm per IRC assessment was 77% (0% CR, 29% VGPR, 48% PR). The median duration of response was 33 months (range, 2.4 to 60.2+ months). The overall response rate per IRC observed in the monotherapy arm was 87% (0% CR, 29% VGPR, 48% PR, 10% MR). The median duration of overall response was 39 months (range, 2.07 to 60.2+ months).

### Paediatric population

The safety, efficacy, and pharmacokinetics of IMBRUVICA in paediatric and young adult patients with relapsed or refractory mature B-cell non-Hodgkin lymphoma were evaluated in a two-part, multi-centre, open-label Phase 3 study (LYM3003) of IMBRUVICA in combination with either a rituximab, ifosfamide, carboplatin, etoposide and dexamethasone (RICE) regimen or a rituximab, vincristine, ifosfamide, carboplatin, idarubicin, and dexamethasone (RVICI) regimen, as background therapy.

Part 1 of the study (21 patients aged 3 to 17 years) evaluated the dose to be used in part 2 (51 patients aged 3 to 19 years) (see section 5.2).

In part 2, patients were randomised 2:1 to receive either IMBRUVICA as 440 mg/m<sup>2</sup> daily (age below 12 years) or 329 mg/m<sup>2</sup> (age 12 years and older) with background therapy, or background therapy alone until completion of 3 cycles of therapy, transplantation, disease progression or unacceptable toxicity. The primary endpoint of event-free survival (EFS) superiority was not met suggesting no additional benefit from adding ibrutinib to RICE or RVICI (see section 4.2).

## 5.2 Pharmacokinetic properties

### Absorption

Ibrutinib is rapidly absorbed after oral administration with a median T<sub>max</sub> of 1 to 2 hours. Absolute bioavailability in fasted condition (n=8) was 2.9% (90% CI=2.1 – 3.9) and doubled when combined with a meal. Pharmacokinetics of ibrutinib does not significantly differ in patients with different B-cell malignancies. Ibrutinib exposure increases with doses up to 840 mg. The steady state AUC observed in patients at 560 mg is (mean ± standard deviation) 953 ± 705 ng h/mL. Administration of ibrutinib in fasted condition resulted in approximately 60% of exposure (AUC<sub>last</sub>) as compared to either 30 minutes before, 30 minutes after (fed condition) or 2 hours after a high fat breakfast.

Ibrutinib has a pH dependent solubility, with lower solubility at higher pH. In fasted healthy subjects administered a single 560 mg dose of ibrutinib after taking omeprazole at 40 mg once daily for 5 days, compared to ibrutinib alone, geometric mean ratios (90% CI) were 83% (68-102%), 92% (78-110%), and 38% (26-53%) for AUC<sub>0-24</sub>, AUC<sub>last</sub>, and C<sub>max</sub>, respectively.

### Distribution

Reversible binding of ibrutinib to human plasma protein *in vitro* was 97.3% with no concentration dependence in the range of 50 to 1 000 ng/mL. The apparent volume of distribution at steady state (V<sub>d,ss</sub>/F) was approximately 10 000 L.

### Metabolism

Ibrutinib is metabolised primarily by CYP3A4 to produce a dihydrodiol metabolite with an inhibitory activity towards BTK approximately 15 times lower than that of ibrutinib. Involvement of CYP2D6 in the metabolism of ibrutinib appears to be minimal.

Therefore, no precautions are necessary in patients with different CYP2D6 genotypes.

### Elimination

Apparent clearance (CL/F) is approximately 1 000 L/h. The half-life of ibrutinib is 4 to 13 hours. After a single oral administration of radiolabeled [<sup>14</sup>C]-ibrutinib in healthy subjects, approximately 90% of radioactivity was excreted within 168 hours, with the majority (80%) excreted in the faeces and <10% accounted for in urine. Unchanged ibrutinib accounted for approximately 1% of the radiolabeled excretion product in faeces and none in urine.

### Special populations

#### *Elderly*

Population pharmacokinetics indicated that age does not significantly influence ibrutinib clearance from the circulation.

#### *Paediatric population*

Pharmacokinetic data show that ibrutinib exposures in children with relapsed or refractory mature B-cell non-Hodgkin lymphoma, aged 12 years and older receiving a daily dose of 329 mg/m<sup>2</sup> and those aged 3 years to below 12 years receiving a daily dose of 440 mg/m<sup>2</sup>, were generally within the range of exposures observed in adult patients administered a daily dose of 560 mg.

### *Gender*

Population pharmacokinetics data indicated that gender does not significantly influence ibrutinib clearance from the circulation.

### *Race*

There are insufficient data to evaluate the potential effect of race on ibrutinib pharmacokinetics.

### *Body weight*

Population pharmacokinetics data indicated that body weight (range: 41-146 kg; mean [SD]: 83 [19 kg]) had a negligible effect on ibrutinib clearance.

### *Renal impairment*

Ibrutinib has minimal renal clearance; urinary excretion of metabolites is <10% of the dose. No specific studies have been conducted to date in subjects with impaired renal function. There are no data in patients with severe renal impairment or patients on dialysis (see section 4.2).

### *Hepatic impairment*

Ibrutinib is metabolised in the liver. A hepatic impairment trial was performed in non-cancer subjects administered a single dose of 140 mg of medicinal product under fasting conditions. The effect of impaired liver function varied substantially between individuals, but on average a 2.7-, 8.2-, and 9.8-fold increase in ibrutinib exposure ( $AUC_{last}$ ) was observed in subjects with mild (n=6, Child-Pugh class A), moderate (n=10, Child-Pugh class B) and severe (n=8, Child-Pugh class C) hepatic impairment, respectively. The free fraction of ibrutinib also increased with degree of impairment, with 3.0, 3.8 and 4.8% in subjects with mild, moderate and severe liver impairment, respectively, compared to 3.3% in plasma from matched healthy controls within this study. The corresponding increase in unbound ibrutinib exposure ( $AUC_{unbound, last}$ ) is estimated to be 4.1-, 9.8-, and 13-fold in subjects with mild, moderate, and severe hepatic impairment, respectively (see section 4.2).

### *Co-administration with transport substrates/inhibitors*

*In vitro* studies indicated that ibrutinib is not a substrate of P-gp, nor other major transporters, except OCT2. The dihydrodiol metabolite and other metabolites are P-gp substrates. Ibrutinib is an *in vitro* inhibitor of P-gp and BCRP (see section 4.5).

## **5.3 Preclinical safety data**

The following adverse effects were seen in studies of 13-weeks duration in rats and dogs. Ibrutinib was found to induce gastrointestinal effects (soft faeces/diarrhoea and/or inflammation) and lymphoid depletion in rats and dogs with a No Observed Adverse Effect Level (NOAEL) of 30 mg/kg/day in both species. Based on mean exposure (AUC) at the 560 mg/day clinical dose, AUC ratios were 2.6 and 21 at the NOAEL in male and female rats, and 0.4 and 1.8 at the NOAEL in male and female dogs, respectively. Lowest Observed Effect Level (LOEL) (60 mg/kg/day) margins in the dog are 3.6-fold (males) and 2.3-fold (females). In rats, moderate pancreatic acinar cell atrophy (considered adverse) was observed at doses of  $\geq 100$  mg/kg in male rats (AUC exposure margin of 2.6-fold) and not observed in females at doses up to 300 mg/kg/day (AUC exposure margin of 21.3-fold). Mildly decreased trabecular and cortical bone was seen in female rats administered  $\geq 100$  mg/kg/day (AUC exposure margin of 20.3-fold). All gastrointestinal, lymphoid and bone findings recovered following recovery periods of 6-13 weeks. Pancreatic findings partially recovered during comparable reversal periods.

Juvenile toxicity studies have not been conducted.

### *Carcinogenicity/genotoxicity*

Ibrutinib was not carcinogenic in a 6-month study in the transgenic (Tg.rasH2) mouse at oral doses up to 2 000 mg/kg/day with an exposure margin of approximately 23 (males) to 37 (females) times the human AUC of ibrutinib at a dose of 560 mg daily.

Ibrutinib has no genotoxic properties when tested in bacteria, mammalian cells or in mice.



### *Reproductive toxicity*

In pregnant rats, ibrutinib at a dose of 80 mg/kg/day was associated with increased post-implantation loss and increased visceral (heart and major vessels) malformations and skeletal variations with an exposure margin 14 times the AUC found in patients at a daily dose of 560 mg. At a dose of  $\geq 40$  mg/kg/day, ibrutinib was associated with decreased foetal weights (AUC ratio of  $\geq 5.6$  as compared to daily dose of 560 mg in patients). Consequently the foetal NOAEL was 10 mg/kg/day (approximately 1.3 times the AUC of ibrutinib at a dose of 560 mg daily) (see section 4.6).

In pregnant rabbits, ibrutinib at a dose of 15 mg/kg/day or greater was associated with skeletal malformations (fused sternebrae) and ibrutinib at a dose of 45 mg/kg/day was associated with increased post-implantation loss. Ibrutinib caused malformations in rabbits at a dose of 15 mg/kg/day (approximately 2.0 times the exposure (AUC) in patients with MCL administered ibrutinib 560 mg daily and 2.8 times the exposure in patients with CLL or WM receiving ibrutinib dose 420 mg per day). Consequently the foetal NOAEL was 5 mg/kg/day (approximately 0.7 times the AUC of ibrutinib at a dose of 560 mg daily) (see section 4.6).

### *Fertility*

No effects on fertility or reproductive capacities were observed in male or female rats up to the maximum dose tested, 100 mg/kg/day (HED 16 mg/kg/day).

## **6. PHARMACEUTICAL PARTICULARS**

### **6.1 List of excipients**

#### Tablet core

Colloidal anhydrous silica  
Croscarmellose sodium  
Lactose monohydrate  
Magnesium stearate  
Microcrystalline cellulose  
Povidone  
Sodium lauryl sulfate (E487)

#### Film-coat

*IMBRUVICA 140 mg film-coated tablets and IMBRUVICA 420 mg film-coated tablets*

Macrogol  
Polyvinyl alcohol  
Talc  
Titanium dioxide (E171)  
Black iron oxide (E172)  
Yellow iron oxide (E172)

*IMBRUVICA 280 mg film-coated tablets*

Macrogol  
Polyvinyl alcohol  
Talc  
Titanium dioxide (E171)  
Black iron oxide (E172)  
Red iron oxide (E172)

*IMBRUVICA 560 mg film-coated tablets*

Macrogol  
Polyvinyl alcohol  
Talc  
Titanium dioxide (E171)  
Red iron oxide (E172)

Yellow iron oxide (E172)

## **6.2 Incompatibilities**

Not applicable.

## **6.3 Shelf life**

2 years.

## **6.4 Special precautions for storage**

This medicinal product does not require any special storage conditions.

## **6.5 Nature and contents of container**

Two polyvinyl chloride (PVC) laminated with polychlorotrifluoroethylene (PCTFE)/aluminium blisters with 7 film-coated tablets each in one cardboard wallet. Each carton contains (28 film-coated tablets) 2 wallets.

Two polyvinyl chloride (PVC) laminated with polychlorotrifluoroethylene (PCTFE)/aluminium blisters with 5 film-coated tablets each in one cardboard wallet. Each carton contains (30 film-coated tablets) 3 wallets.

Not all pack sizes may be marketed.

## **6.6 Special precautions for disposal**

Any unused medicinal product or waste material should be disposed of in accordance with local requirements.

## **7. MARKETING AUTHORISATION HOLDER**

Janssen-Cilag International NV  
Turnhoutseweg 30  
B-2340 Beerse  
Belgium

## **8. MARKETING AUTHORISATION NUMBER(S)**

### IMBRUVICA 140 mg film-coated tablets

EU/1/14/945/007 – 28 tablets (2 wallet packs of 14)

EU/1/14/945/008 – 30 tablets (3 wallet packs of 10)

### IMBRUVICA 280 mg film-coated tablets

EU/1/14/945/009 – 28 tablets (2 wallet packs of 14)

EU/1/14/945/010 – 30 tablets (3 wallet packs of 10)

### IMBRUVICA 420 mg film-coated tablets

EU/1/14/945/011 – 28 tablets (2 wallet packs of 14)

EU/1/14/945/005 – 30 tablets (3 wallet packs of 10)

### IMBRUVICA 560 mg film-coated tablets

EU/1/14/945/012 – 28 tablets (2 wallet packs of 14)

EU/1/14/945/006 – 30 tablets (3 wallet packs of 10)

## **9. DATE OF FIRST AUTHORISATION/RENEWAL OF THE AUTHORISATION**

Date of first authorisation: 21 October 2014

Date of latest renewal: 25 June 2019

## **10. DATE OF REVISION OF THE TEXT**

Detailed information on this medicinal product is available on the website of the European Medicines Agency <http://www.ema.europa.eu>.

## **ANNEX II**

- A. MANUFACTURER RESPONSIBLE FOR BATCH RELEASE**
- B. CONDITIONS OR RESTRICTIONS REGARDING SUPPLY AND USE**
- C. OTHER CONDITIONS AND REQUIREMENTS OF THE MARKETING AUTHORISATION**
- D. CONDITIONS OR RESTRICTIONS WITH REGARD TO THE SAFE AND EFFECTIVE USE OF THE MEDICINAL PRODUCT**

## **A. MANUFACTURER RESPONSIBLE FOR BATCH RELEASE**

Name and address of the manufacturer responsible for batch release

### **IMBRUVICA Hard Capsules**

Janssen Pharmaceutica NV  
Turnhoutseweg 30  
B-2340 Beerse  
Belgium

Janssen-Cilag SpA  
Via C. Janssen,  
Loc. Borgo S. Michele,  
04100 Latina,  
Italy

The printed package leaflet of the medicinal product must state the name and address of the manufacturer responsible for the release of the concerned batch.

### **IMBRUVICA Film-Coated Tablets**

Janssen-Cilag SpA  
Via C. Janssen,  
Loc. Borgo S. Michele,  
04100 Latina,  
Italy

## **B. CONDITIONS OR RESTRICTIONS REGARDING SUPPLY AND USE**

Medicinal product subject to restricted medical prescription (see Annex I: Summary of Product Characteristics, section 4.2).

## **C. OTHER CONDITIONS AND REQUIREMENTS OF THE MARKETING AUTHORISATION**

- **Periodic safety update reports (PSURs)**

The requirements for submission of PSURs for this medicinal product are set out in the list of Union reference dates (EURD list) provided for under Article 107c(7) of Directive 2001/83/EC and any subsequent updates published on the European medicines web-portal.

## **D. CONDITIONS OR RESTRICTIONS WITH REGARD TO THE SAFE AND EFFECTIVE USE OF THE MEDICINAL PRODUCT**

- **Risk management plan (RMP)**

The marketing authorisation holder (MAH) shall perform the required pharmacovigilance activities and interventions detailed in the agreed RMP presented in Module 1.8.2 of the marketing authorisation and any agreed subsequent updates of the RMP.

An updated RMP should be submitted:

- At the request of the European Medicines Agency;
- Whenever the risk management system is modified, especially as the result of new information being received that may lead to a significant change to the benefit/risk profile or as the result of an important (pharmacovigilance or risk minimisation) milestone being reached.

**ANNEX III**  
**LABELLING AND PACKAGE LEAFLET**

## **A. LABELLING**



**PARTICULARS TO APPEAR ON THE OUTER PACKAGING**

**OUTER CARTON 140 MG CAPSULE**

**1. NAME OF THE MEDICINAL PRODUCT**

IMBRUVICA 140 mg hard capsules  
ibrutinib

**2. STATEMENT OF ACTIVE SUBSTANCE(S)**

Each hard capsule contains 140 mg of ibrutinib

**3. LIST OF EXCIPIENTS**

**4. PHARMACEUTICAL FORM AND CONTENTS**

90 hard capsules  
120 hard capsules

**5. METHOD AND ROUTE(S) OF ADMINISTRATION**

Oral use.  
Read the package leaflet before use.

**6. SPECIAL WARNING THAT THE MEDICINAL PRODUCT MUST BE STORED OUT OF THE SIGHT AND REACH OF CHILDREN**

Keep out of the sight and reach of children.

**7. OTHER SPECIAL WARNING(S), IF NECESSARY**

**8. EXPIRY DATE**

EXP

**9. SPECIAL STORAGE CONDITIONS**

**10. SPECIAL PRECAUTIONS FOR DISPOSAL OF UNUSED MEDICINAL PRODUCTS OR WASTE MATERIALS DERIVED FROM SUCH MEDICINAL PRODUCTS, IF APPROPRIATE**

**11. NAME AND ADDRESS OF THE MARKETING AUTHORISATION HOLDER**

Janssen-Cilag International NV  
Turnhoutseweg 30  
B-2340 Beerse  
Belgium

**12. MARKETING AUTHORISATION NUMBER(S)**

EU/1/14/945/001 (90 hard capsules)  
EU/1/14/945/002 (120 hard capsules)

**13. BATCH NUMBER**

Lot

**14. GENERAL CLASSIFICATION FOR SUPPLY**

**15. INSTRUCTIONS ON USE**

**16. INFORMATION IN BRAILLE**

Imbruvica 140 mg

**17. UNIQUE IDENTIFIER – 2D BARCODE**

2D barcode carrying the unique identifier included.

**18. UNIQUE IDENTIFIER - HUMAN READABLE DATA**

PC  
SN  
NN

**PARTICULARS TO APPEAR ON THE IMMEDIATE PACKAGING**

**BOTTLE LABEL 140 MG CAPSULE**

**1. NAME OF THE MEDICINAL PRODUCT**

IMBRUVICA 140 mg capsules  
ibrutinib

**2. STATEMENT OF ACTIVE SUBSTANCE(S)**

Each capsule contains 140 mg of ibrutinib

**3. LIST OF EXCIPIENTS**

**4. PHARMACEUTICAL FORM AND CONTENTS**

90 capsules  
120 capsules

**5. METHOD AND ROUTE(S) OF ADMINISTRATION**

Oral use.  
Read the package leaflet before use.

**6. SPECIAL WARNING THAT THE MEDICINAL PRODUCT MUST BE STORED OUT OF THE SIGHT AND REACH OF CHILDREN**

Keep out of the sight and reach of children.

**7. OTHER SPECIAL WARNING(S), IF NECESSARY**

**8. EXPIRY DATE**

EXP

**9. SPECIAL STORAGE CONDITIONS**

**10. SPECIAL PRECAUTIONS FOR DISPOSAL OF UNUSED MEDICINAL PRODUCTS OR WASTE MATERIALS DERIVED FROM SUCH MEDICINAL PRODUCTS, IF APPROPRIATE**

**11. NAME AND ADDRESS OF THE MARKETING AUTHORISATION HOLDER**

Janssen-Cilag International NV  
Turnhoutseweg 30  
B-2340 Beerse  
Belgium

**12. MARKETING AUTHORISATION NUMBER(S)**

EU/1/14/945/001 (90 hard capsules)  
EU/1/14/945/002 (120 hard capsules)

**13. BATCH NUMBER**

Lot

**14. GENERAL CLASSIFICATION FOR SUPPLY**

**15. INSTRUCTIONS ON USE**

**16. INFORMATION IN BRAILLE**

**17. UNIQUE IDENTIFIER – 2D BARCODE**

**18. UNIQUE IDENTIFIER - HUMAN READABLE DATA**

**PARTICULARS TO APPEAR ON THE OUTER PACKAGING**

**CARTON 140 MG TABLET**

**1. NAME OF THE MEDICINAL PRODUCT**

IMBRUVICA 140 mg film-coated tablets  
ibrutinib

**2. STATEMENT OF ACTIVE SUBSTANCE(S)**

Each film-coated tablet contains 140 mg of ibrutinib.

**3. LIST OF EXCIPIENTS**

Contains lactose.  
See package leaflet for further information.

**4. PHARMACEUTICAL FORM AND CONTENTS**

28 film-coated tablets  
30 film-coated tablets

**5. METHOD AND ROUTE(S) OF ADMINISTRATION**

Read the package leaflet before use.  
Oral use

**6. SPECIAL WARNING THAT THE MEDICINAL PRODUCT MUST BE STORED OUT OF THE SIGHT AND REACH OF CHILDREN**

Keep out of the sight and reach of children.

**7. OTHER SPECIAL WARNING(S), IF NECESSARY**

**8. EXPIRY DATE**

EXP

**9. SPECIAL STORAGE CONDITIONS**

**10. SPECIAL PRECAUTIONS FOR DISPOSAL OF UNUSED MEDICINAL PRODUCTS OR WASTE MATERIALS DERIVED FROM SUCH MEDICINAL PRODUCTS, IF APPROPRIATE**

Dispose of unused medicines as per local requirements.

**11. NAME AND ADDRESS OF THE MARKETING AUTHORISATION HOLDER**

Janssen-Cilag International NV  
Turnhoutseweg 30  
B-2340 Beerse  
Belgium

**12. MARKETING AUTHORISATION NUMBER(S)**

EU/1/14/945/007 (28 tablets)  
EU/1/14/945/008 (30 tablets)

**13. BATCH NUMBER**

Lot

**14. GENERAL CLASSIFICATION FOR SUPPLY**

**15. INSTRUCTIONS ON USE**

**16. INFORMATION IN BRAILLE**

Imbruvica 140 mg

**17. UNIQUE IDENTIFIER – 2D BARCODE**

2D barcode carrying the unique identifier included.

**18. UNIQUE IDENTIFIER - HUMAN READABLE DATA**

PC  
SN  
NN

**PARTICULARS TO APPEAR ON THE IMMEDIATE PACKAGING**

**WALLET 140 MG TABLET (28 days)**

**1. NAME OF THE MEDICINAL PRODUCT**

IMBRUVICA 140 mg film-coated tablets  
ibrutinib

**2. STATEMENT OF ACTIVE SUBSTANCE(S)**

Each film-coated tablet contains 140 mg of ibrutinib.

**3. LIST OF EXCIPIENTS**

Contains lactose.  
See package leaflet for further information.

**4. PHARMACEUTICAL FORM AND CONTENTS**

14 film-coated tablets

**5. METHOD AND ROUTE(S) OF ADMINISTRATION**

Read the package leaflet before use.

Monday  
Tuesday  
Wednesday  
Thursday  
Friday  
Saturday  
Sunday

Oral use

Flip open the pack. Push tablet through from other side.

**6. SPECIAL WARNING THAT THE MEDICINAL PRODUCT MUST BE STORED OUT OF THE SIGHT AND REACH OF CHILDREN**

Keep out of the sight and reach of children.

**7. OTHER SPECIAL WARNING(S), IF NECESSARY**

**8. EXPIRY DATE**

EXP

**9. SPECIAL STORAGE CONDITIONS**

**10. SPECIAL PRECAUTIONS FOR DISPOSAL OF UNUSED MEDICINAL PRODUCTS OR WASTE MATERIALS DERIVED FROM SUCH MEDICINAL PRODUCTS, IF APPROPRIATE**

Dispose of unused medicines as per local requirements.

**11. NAME AND ADDRESS OF THE MARKETING AUTHORISATION HOLDER**

Janssen-Cilag International NV  
Turnhoutseweg 30  
B-2340 Beerse  
Belgium

**12. MARKETING AUTHORISATION NUMBER(S)**

EU/1/14/945/007

**13. BATCH NUMBER**

Lot

**14. GENERAL CLASSIFICATION FOR SUPPLY**

**15. INSTRUCTIONS ON USE**

**16. INFORMATION IN BRAILLE**

Imbruvica 140 mg

**17. UNIQUE IDENTIFIER – 2D BARCODE**

**18. UNIQUE IDENTIFIER - HUMAN READABLE DATA**



**PARTICULARS TO APPEAR ON THE IMMEDIATE PACKAGING**

**WALLET 140 MG TABLET (30 days)**

**1. NAME OF THE MEDICINAL PRODUCT**

IMBRUVICA 140 mg film-coated tablets  
ibrutinib

**2. STATEMENT OF ACTIVE SUBSTANCE(S)**

Each film-coated tablet contains 140 mg of ibrutinib.

**3. LIST OF EXCIPIENTS**

Contains lactose.  
See package leaflet for further information.

**4. PHARMACEUTICAL FORM AND CONTENTS**

10 film-coated tablets

**5. METHOD AND ROUTE(S) OF ADMINISTRATION**

Read the package leaflet before use.  
Oral use

When you take a tablet, fill in the day of the week or the date in the space provided.

Flip open the pack. Push tablet through from other side.

**6. SPECIAL WARNING THAT THE MEDICINAL PRODUCT MUST BE STORED OUT OF THE SIGHT AND REACH OF CHILDREN**

Keep out of the sight and reach of children.

**7. OTHER SPECIAL WARNING(S), IF NECESSARY**

**8. EXPIRY DATE**

EXP

**9. SPECIAL STORAGE CONDITIONS**

**10. SPECIAL PRECAUTIONS FOR DISPOSAL OF UNUSED MEDICINAL PRODUCTS OR WASTE MATERIALS DERIVED FROM SUCH MEDICINAL PRODUCTS, IF APPROPRIATE**

Dispose of unused medicines as per local requirements.

**11. NAME AND ADDRESS OF THE MARKETING AUTHORISATION HOLDER**

Janssen-Cilag International NV  
Turnhoutseweg 30  
B-2340 Beerse  
Belgium

**12. MARKETING AUTHORISATION NUMBER(S)**

EU/1/14/945/008

**13. BATCH NUMBER**

Lot

**14. GENERAL CLASSIFICATION FOR SUPPLY**

**15. INSTRUCTIONS ON USE**

**16. INFORMATION IN BRAILLE**

Imbruvica 140 mg

**17. UNIQUE IDENTIFIER – 2D BARCODE**

**18. UNIQUE IDENTIFIER - HUMAN READABLE DATA**

**MINIMUM PARTICULARS TO APPEAR ON BLISTERS OR STRIPS**

**BLISTER 140 MG TABLET**

**1. NAME OF THE MEDICINAL PRODUCT**

IMBRUVICA 140 mg tablets  
ibrutinib

**2. NAME OF THE MARKETING AUTHORISATION HOLDER**

**3. EXPIRY DATE**

EXP

**4. BATCH NUMBER**

Lot

**5. OTHER**

**PARTICULARS TO APPEAR ON THE OUTER PACKAGING**

**CARTON 280 MG TABLET**

**1. NAME OF THE MEDICINAL PRODUCT**

IMBRUVICA 280 mg film-coated tablets  
ibrutinib

**2. STATEMENT OF ACTIVE SUBSTANCE(S)**

Each film-coated tablet contains 280 mg of ibrutinib.

**3. LIST OF EXCIPIENTS**

Contains lactose.  
See package leaflet for further information.

**4. PHARMACEUTICAL FORM AND CONTENTS**

28 film-coated tablets  
30 film-coated tablets

**5. METHOD AND ROUTE(S) OF ADMINISTRATION**

Read the package leaflet before use.  
Oral use

**6. SPECIAL WARNING THAT THE MEDICINAL PRODUCT MUST BE STORED OUT OF THE SIGHT AND REACH OF CHILDREN**

Keep out of the sight and reach of children.

**7. OTHER SPECIAL WARNING(S), IF NECESSARY**

**8. EXPIRY DATE**

EXP

**9. SPECIAL STORAGE CONDITIONS**

**10. SPECIAL PRECAUTIONS FOR DISPOSAL OF UNUSED MEDICINAL PRODUCTS OR WASTE MATERIALS DERIVED FROM SUCH MEDICINAL PRODUCTS, IF APPROPRIATE**

Dispose of unused medicines as per local requirements.

**11. NAME AND ADDRESS OF THE MARKETING AUTHORISATION HOLDER**

Janssen-Cilag International NV  
Turnhoutseweg 30  
B-2340 Beerse  
Belgium

**12. MARKETING AUTHORISATION NUMBER(S)**

EU/1/14/945/009 (28 tablets)  
EU/1/14/945/010 (30 tablets)

**13. BATCH NUMBER**

Lot

**14. GENERAL CLASSIFICATION FOR SUPPLY**

**15. INSTRUCTIONS ON USE**

**16. INFORMATION IN BRAILLE**

Imbruvica 280 mg

**17. UNIQUE IDENTIFIER – 2D BARCODE**

2D barcode carrying the unique identifier included.

**18. UNIQUE IDENTIFIER - HUMAN READABLE DATA**

PC  
SN  
NN

**PARTICULARS TO APPEAR ON THE IMMEDIATE PACKAGING**

**WALLET 280 MG TABLET (28 days)**

**1. NAME OF THE MEDICINAL PRODUCT**

IMBRUVICA 280 mg film-coated tablets  
ibrutinib

**2. STATEMENT OF ACTIVE SUBSTANCE(S)**

Each film-coated tablet contains 280 mg of ibrutinib.

**3. LIST OF EXCIPIENTS**

Contains lactose.  
See package leaflet for further information.

**4. PHARMACEUTICAL FORM AND CONTENTS**

14 film-coated tablets

**5. METHOD AND ROUTE(S) OF ADMINISTRATION**

Read the package leaflet before use.

Monday  
Tuesday  
Wednesday  
Thursday  
Friday  
Saturday  
Sunday

Oral use

Flip open the pack. Push tablet through from other side.

**6. SPECIAL WARNING THAT THE MEDICINAL PRODUCT MUST BE STORED OUT OF THE SIGHT AND REACH OF CHILDREN**

Keep out of the sight and reach of children.

**7. OTHER SPECIAL WARNING(S), IF NECESSARY**

**8. EXPIRY DATE**

EXP

**9. SPECIAL STORAGE CONDITIONS**

**10. SPECIAL PRECAUTIONS FOR DISPOSAL OF UNUSED MEDICINAL PRODUCTS OR WASTE MATERIALS DERIVED FROM SUCH MEDICINAL PRODUCTS, IF APPROPRIATE**

Dispose of unused medicines as per local requirements.

**11. NAME AND ADDRESS OF THE MARKETING AUTHORISATION HOLDER**

Janssen-Cilag International NV  
Turnhoutseweg 30  
B-2340 Beerse  
Belgium

**12. MARKETING AUTHORISATION NUMBER(S)**

EU/1/14/945/009

**13. BATCH NUMBER**

Lot

**14. GENERAL CLASSIFICATION FOR SUPPLY**

**15. INSTRUCTIONS ON USE**

**16. INFORMATION IN BRAILLE**

Imbruvica 280 mg

**17. UNIQUE IDENTIFIER – 2D BARCODE**

**18. UNIQUE IDENTIFIER - HUMAN READABLE DATA**

**PARTICULARS TO APPEAR ON THE IMMEDIATE PACKAGING**

**WALLET 280 MG TABLET (30 days)**

**1. NAME OF THE MEDICINAL PRODUCT**

IMBRUVICA 280 mg film-coated tablets  
ibrutinib

**2. STATEMENT OF ACTIVE SUBSTANCE(S)**

Each film-coated tablet contains 280 mg of ibrutinib.

**3. LIST OF EXCIPIENTS**

Contains lactose.  
See package leaflet for further information.

**4. PHARMACEUTICAL FORM AND CONTENTS**

10 film-coated tablets

**5. METHOD AND ROUTE(S) OF ADMINISTRATION**

Read the package leaflet before use.  
Oral use

When you take a tablet, fill in the day of the week or the date in the space provided.

Flip open the pack. Push tablet through from other side.

**6. SPECIAL WARNING THAT THE MEDICINAL PRODUCT MUST BE STORED OUT OF THE SIGHT AND REACH OF CHILDREN**

Keep out of the sight and reach of children.

**7. OTHER SPECIAL WARNING(S), IF NECESSARY**

**8. EXPIRY DATE**

EXP

**9. SPECIAL STORAGE CONDITIONS**



**10. SPECIAL PRECAUTIONS FOR DISPOSAL OF UNUSED MEDICINAL PRODUCTS OR WASTE MATERIALS DERIVED FROM SUCH MEDICINAL PRODUCTS, IF APPROPRIATE**

Dispose of unused medicines as per local requirements.

**11. NAME AND ADDRESS OF THE MARKETING AUTHORISATION HOLDER**

Janssen-Cilag International NV  
Turnhoutseweg 30  
B-2340 Beerse  
Belgium

**12. MARKETING AUTHORISATION NUMBER(S)**

EU/1/14/945/010

**13. BATCH NUMBER**

Lot

**14. GENERAL CLASSIFICATION FOR SUPPLY**

**15. INSTRUCTIONS ON USE**

**16. INFORMATION IN BRAILLE**

Imbruvica 280 mg

**17. UNIQUE IDENTIFIER – 2D BARCODE**

**18. UNIQUE IDENTIFIER - HUMAN READABLE DATA**

**MINIMUM PARTICULARS TO APPEAR ON BLISTERS OR STRIPS**

**BLISTER 280 MG TABLET**

**1. NAME OF THE MEDICINAL PRODUCT**

IMBRUVICA 280 mg tablets  
ibrutinib

**2. NAME OF THE MARKETING AUTHORISATION HOLDER**

**3. EXPIRY DATE**

EXP

**4. BATCH NUMBER**

Lot

**5. OTHER**

**PARTICULARS TO APPEAR ON THE OUTER PACKAGING**

**CARTON 420 MG TABLET**

**1. NAME OF THE MEDICINAL PRODUCT**

IMBRUVICA 420 mg film-coated tablets  
ibrutinib

**2. STATEMENT OF ACTIVE SUBSTANCE(S)**

Each film-coated tablet contains 420 mg of ibrutinib.

**3. LIST OF EXCIPIENTS**

Contains lactose.  
See package leaflet for further information.

**4. PHARMACEUTICAL FORM AND CONTENTS**

28 film-coated tablets  
30 film-coated tablets

**5. METHOD AND ROUTE(S) OF ADMINISTRATION**

Read the package leaflet before use.  
Oral use

**6. SPECIAL WARNING THAT THE MEDICINAL PRODUCT MUST BE STORED OUT OF THE SIGHT AND REACH OF CHILDREN**

Keep out of the sight and reach of children.

**7. OTHER SPECIAL WARNING(S), IF NECESSARY**

**8. EXPIRY DATE**

EXP

**9. SPECIAL STORAGE CONDITIONS**

**10. SPECIAL PRECAUTIONS FOR DISPOSAL OF UNUSED MEDICINAL PRODUCTS OR WASTE MATERIALS DERIVED FROM SUCH MEDICINAL PRODUCTS, IF APPROPRIATE**

Dispose of unused medicines as per local requirements.

**11. NAME AND ADDRESS OF THE MARKETING AUTHORISATION HOLDER**

Janssen-Cilag International NV  
Turnhoutseweg 30  
B-2340 Beerse  
Belgium

**12. MARKETING AUTHORISATION NUMBER(S)**

EU/1/14/945/011 (28 tablets)  
EU/1/14/945/005 (30 tablets)

**13. BATCH NUMBER**

Lot

**14. GENERAL CLASSIFICATION FOR SUPPLY**

**15. INSTRUCTIONS ON USE**

**16. INFORMATION IN BRAILLE**

Imbruvica 420 mg

**17. UNIQUE IDENTIFIER – 2D BARCODE**

2D barcode carrying the unique identifier included.

**18. UNIQUE IDENTIFIER - HUMAN READABLE DATA**

PC  
SN  
NN

**PARTICULARS TO APPEAR ON THE IMMEDIATE PACKAGING**

**WALLET 420 MG TABLET (28 days)**

**1. NAME OF THE MEDICINAL PRODUCT**

IMBRUVICA 420 mg film-coated tablets  
ibrutinib

**2. STATEMENT OF ACTIVE SUBSTANCE(S)**

Each film-coated tablet contains 420 mg of ibrutinib.

**3. LIST OF EXCIPIENTS**

Contains lactose.  
See package leaflet for further information.

**4. PHARMACEUTICAL FORM AND CONTENTS**

14 film-coated tablets

**5. METHOD AND ROUTE(S) OF ADMINISTRATION**

Read the package leaflet before use.

Monday  
Tuesday  
Wednesday  
Thursday  
Friday  
Saturday  
Sunday

Oral use

Flip open the pack. Push tablet through from other side.

**6. SPECIAL WARNING THAT THE MEDICINAL PRODUCT MUST BE STORED OUT OF THE SIGHT AND REACH OF CHILDREN**

Keep out of the sight and reach of children.

**7. OTHER SPECIAL WARNING(S), IF NECESSARY**

**8. EXPIRY DATE**

EXP

**9. SPECIAL STORAGE CONDITIONS**

**10. SPECIAL PRECAUTIONS FOR DISPOSAL OF UNUSED MEDICINAL PRODUCTS OR WASTE MATERIALS DERIVED FROM SUCH MEDICINAL PRODUCTS, IF APPROPRIATE**

Dispose of unused medicines as per local requirements.

**11. NAME AND ADDRESS OF THE MARKETING AUTHORISATION HOLDER**

Janssen-Cilag International NV  
Turnhoutseweg 30  
B-2340 Beerse  
Belgium

**12. MARKETING AUTHORISATION NUMBER(S)**

EU/1/14/945/011

**13. BATCH NUMBER**

Lot

**14. GENERAL CLASSIFICATION FOR SUPPLY**

**15. INSTRUCTIONS ON USE**

**16. INFORMATION IN BRAILLE**

Imbruvica 420 mg

**17. UNIQUE IDENTIFIER – 2D BARCODE**

**18. UNIQUE IDENTIFIER - HUMAN READABLE DATA**

**PARTICULARS TO APPEAR ON THE IMMEDIATE PACKAGING**

**WALLET 420 MG TABLET (30 days)**

**1. NAME OF THE MEDICINAL PRODUCT**

IMBRUVICA 420 mg film-coated tablets  
ibrutinib

**2. STATEMENT OF ACTIVE SUBSTANCE(S)**

Each film-coated tablet contains 420 mg of ibrutinib.

**3. LIST OF EXCIPIENTS**

Contains lactose.  
See package leaflet for further information.

**4. PHARMACEUTICAL FORM AND CONTENTS**

10 film-coated tablets

**5. METHOD AND ROUTE(S) OF ADMINISTRATION**

Read the package leaflet before use.  
Oral use

When you take a tablet, fill in the day of the week or the date in the space provided.

Flip open the pack. Push tablet through from other side.

**6. SPECIAL WARNING THAT THE MEDICINAL PRODUCT MUST BE STORED OUT OF THE SIGHT AND REACH OF CHILDREN**

Keep out of the sight and reach of children.

**7. OTHER SPECIAL WARNING(S), IF NECESSARY**

**8. EXPIRY DATE**

EXP

**9. SPECIAL STORAGE CONDITIONS**

**10. SPECIAL PRECAUTIONS FOR DISPOSAL OF UNUSED MEDICINAL PRODUCTS OR WASTE MATERIALS DERIVED FROM SUCH MEDICINAL PRODUCTS, IF APPROPRIATE**

Dispose of unused medicines as per local requirements.

**11. NAME AND ADDRESS OF THE MARKETING AUTHORISATION HOLDER**

Janssen-Cilag International NV  
Turnhoutseweg 30  
B-2340 Beerse  
Belgium

**12. MARKETING AUTHORISATION NUMBER(S)**

EU/1/14/945/005

**13. BATCH NUMBER**

Lot

**14. GENERAL CLASSIFICATION FOR SUPPLY**

**15. INSTRUCTIONS ON USE**

**16. INFORMATION IN BRAILLE**

Imbruvica 420 mg

**17. UNIQUE IDENTIFIER – 2D BARCODE**

**18. UNIQUE IDENTIFIER - HUMAN READABLE DATA**



**MINIMUM PARTICULARS TO APPEAR ON BLISTERS OR STRIPS**

**BLISTER 420 MG TABLET**

**1. NAME OF THE MEDICINAL PRODUCT**

IMBRUVICA 420 mg tablets  
ibrutinib

**2. NAME OF THE MARKETING AUTHORISATION HOLDER**

**3. EXPIRY DATE**

EXP

**4. BATCH NUMBER**

Lot

**5. OTHER**

**PARTICULARS TO APPEAR ON THE OUTER PACKAGING**

**CARTON 560 MG TABLET**

**1. NAME OF THE MEDICINAL PRODUCT**

IMBRUVICA 560 mg film-coated tablets  
ibrutinib

**2. STATEMENT OF ACTIVE SUBSTANCE(S)**

Each film-coated tablet contains 560 mg of ibrutinib.

**3. LIST OF EXCIPIENTS**

Contains lactose.  
See package leaflet for further information.

**4. PHARMACEUTICAL FORM AND CONTENTS**

28 film-coated tablets  
30 film-coated tablets

**5. METHOD AND ROUTE(S) OF ADMINISTRATION**

Read the package leaflet before use.  
Oral use

**6. SPECIAL WARNING THAT THE MEDICINAL PRODUCT MUST BE STORED OUT OF THE SIGHT AND REACH OF CHILDREN**

Keep out of the sight and reach of children.

**7. OTHER SPECIAL WARNING(S), IF NECESSARY**

**8. EXPIRY DATE**

EXP

**9. SPECIAL STORAGE CONDITIONS**

**10. SPECIAL PRECAUTIONS FOR DISPOSAL OF UNUSED MEDICINAL PRODUCTS OR WASTE MATERIALS DERIVED FROM SUCH MEDICINAL PRODUCTS, IF APPROPRIATE**

Dispose of unused medicines as per local requirements.

**11. NAME AND ADDRESS OF THE MARKETING AUTHORISATION HOLDER**

Janssen-Cilag International NV  
Turnhoutseweg 30  
B-2340 Beerse  
Belgium

**12. MARKETING AUTHORISATION NUMBER(S)**

EU/1/14/945/012 (28 tablets)  
EU/1/14/945/006 (30 tablets)

**13. BATCH NUMBER**

Lot

**14. GENERAL CLASSIFICATION FOR SUPPLY**

**15. INSTRUCTIONS ON USE**

**16. INFORMATION IN BRAILLE**

Imbruvica 560 mg

**17. UNIQUE IDENTIFIER – 2D BARCODE**

2D barcode carrying the unique identifier included.

**18. UNIQUE IDENTIFIER - HUMAN READABLE DATA**

PC  
SN  
NN

**PARTICULARS TO APPEAR ON THE IMMEDIATE PACKAGING**

**WALLET 560 MG TABLET (28 days)**

**1. NAME OF THE MEDICINAL PRODUCT**

IMBRUVICA 560 mg film-coated tablets  
ibrutinib

**2. STATEMENT OF ACTIVE SUBSTANCE(S)**

Each film-coated tablet contains 560 mg of ibrutinib.

**3. LIST OF EXCIPIENTS**

Contains lactose.  
See package leaflet for further information.

**4. PHARMACEUTICAL FORM AND CONTENTS**

14 film-coated tablets

**5. METHOD AND ROUTE(S) OF ADMINISTRATION**

Read the package leaflet before use.

Monday  
Tuesday  
Wednesday  
Thursday  
Friday  
Saturday  
Sunday

Oral use

Flip open the pack. Push tablet through from other side.

**6. SPECIAL WARNING THAT THE MEDICINAL PRODUCT MUST BE STORED OUT OF THE SIGHT AND REACH OF CHILDREN**

Keep out of the sight and reach of children.

**7. OTHER SPECIAL WARNING(S), IF NECESSARY**

**8. EXPIRY DATE**

EXP

**9. SPECIAL STORAGE CONDITIONS****10. SPECIAL PRECAUTIONS FOR DISPOSAL OF UNUSED MEDICINAL PRODUCTS OR WASTE MATERIALS DERIVED FROM SUCH MEDICINAL PRODUCTS, IF APPROPRIATE**

Dispose of unused medicines as per local requirements.

**11. NAME AND ADDRESS OF THE MARKETING AUTHORISATION HOLDER**

Janssen-Cilag International NV  
Turnhoutseweg 30  
B-2340 Beerse  
Belgium

**12. MARKETING AUTHORISATION NUMBER(S)**

EU/1/14/945/012

**13. BATCH NUMBER**

Lot

**14. GENERAL CLASSIFICATION FOR SUPPLY****15. INSTRUCTIONS ON USE****16. INFORMATION IN BRAILLE**

Imbruvica 560 mg

**17. UNIQUE IDENTIFIER – 2D BARCODE****18. UNIQUE IDENTIFIER - HUMAN READABLE DATA**

**PARTICULARS TO APPEAR ON THE IMMEDIATE PACKAGING**

**WALLET 560 MG TABLET (30 days)**

**1. NAME OF THE MEDICINAL PRODUCT**

IMBRUVICA 560 mg film-coated tablets  
ibrutinib

**2. STATEMENT OF ACTIVE SUBSTANCE(S)**

Each film-coated tablet contains 560 mg of ibrutinib.

**3. LIST OF EXCIPIENTS**

Contains lactose.  
See package leaflet for further information.

**4. PHARMACEUTICAL FORM AND CONTENTS**

10 film-coated tablets

**5. METHOD AND ROUTE(S) OF ADMINISTRATION**

Read the package leaflet before use.  
Oral use

When you take a tablet, fill in the day of the week or the date in the space provided.

Flip open the pack. Push tablet through from other side.

**6. SPECIAL WARNING THAT THE MEDICINAL PRODUCT MUST BE STORED OUT OF THE SIGHT AND REACH OF CHILDREN**

Keep out of the sight and reach of children.

**7. OTHER SPECIAL WARNING(S), IF NECESSARY**

**8. EXPIRY DATE**

EXP

**9. SPECIAL STORAGE CONDITIONS**

**10. SPECIAL PRECAUTIONS FOR DISPOSAL OF UNUSED MEDICINAL PRODUCTS OR WASTE MATERIALS DERIVED FROM SUCH MEDICINAL PRODUCTS, IF APPROPRIATE**

Dispose of unused medicines as per local requirements.

**11. NAME AND ADDRESS OF THE MARKETING AUTHORISATION HOLDER**

Janssen-Cilag International NV  
Turnhoutseweg 30  
B-2340 Beerse  
Belgium

**12. MARKETING AUTHORISATION NUMBER(S)**

EU/1/14/945/006

**13. BATCH NUMBER**

Lot

**14. GENERAL CLASSIFICATION FOR SUPPLY**

**15. INSTRUCTIONS ON USE**

**16. INFORMATION IN BRAILLE**

Imbruvica 560 mg

**17. UNIQUE IDENTIFIER – 2D BARCODE**

**18. UNIQUE IDENTIFIER - HUMAN READABLE DATA**

**MINIMUM PARTICULARS TO APPEAR ON BLISTERS OR STRIPS**

**BLISTER 560 MG TABLET**

**1. NAME OF THE MEDICINAL PRODUCT**

IMBRUVICA 560 mg tablets  
ibrutinib

**2. NAME OF THE MARKETING AUTHORISATION HOLDER**

**3. EXPIRY DATE**

EXP

**4. BATCH NUMBER**

Lot

**5. OTHER**



**B. PACKAGE LEAFLET**

## Package leaflet: Information for the patient

### IMBRUVICA 140 mg hard capsules ibrutinib

**Read all of this leaflet carefully before you start taking this medicine because it contains important information for you.**

- Keep this leaflet. You may need to read it again.
- If you have any further questions, ask your doctor, pharmacist or nurse.
- This medicine has been prescribed for you only. Do not pass it on to others. It may harm them, even if their signs of illness are the same as yours.
- If you get any side effects, talk to your doctor, pharmacist or nurse. This includes any possible side effects not listed in this leaflet. See section 4.

#### **What is in this leaflet**

1. What IMBRUVICA is and what it is used for
2. What you need to know before you take IMBRUVICA
3. How to take IMBRUVICA
4. Possible side effects
5. How to store IMBRUVICA
6. Contents of the pack and other information

#### **1. What IMBRUVICA is and what it is used for**

##### **What IMBRUVICA is**

IMBRUVICA is an anticancer medicine that contains the active substance ibrutinib. It belongs to a class of medicines called protein kinase inhibitors.

##### **What IMBRUVICA is used for**

It is used to treat the following blood cancers in adults:

- Mantle cell lymphoma (MCL), a type of cancer affecting the lymph nodes, when the disease has come back or has not responded to treatment.
- Chronic lymphocytic leukaemia (CLL) a type of cancer affecting white blood cells called lymphocytes that also involves the lymph nodes. IMBRUVICA is used in patients who have not previously been treated for CLL or when the disease has come back or has not responded to treatment.
- Waldenström's macroglobulinaemia (WM), a type of cancer affecting white blood cells called lymphocytes. It is used in patients who have not previously been treated for WM or when the disease has come back or has not responded to treatment or in patients for whom chemotherapy given together with an antibody is not a suitable therapy.

##### **How IMBRUVICA works**

In MCL, CLL and WM, IMBRUVICA works by blocking Bruton's tyrosine kinase, a protein in the body that helps these cancer cells grow and survive. By blocking this protein, IMBRUVICA helps kill and reduce the number of cancer cells. It also slows down the worsening of the cancer.

#### **2. What you need to know before you take IMBRUVICA**

##### **Do not take IMBRUVICA**

- if you are allergic to ibrutinib or any of the other ingredients of this medicine (listed in section 6)
- if you are taking a herbal medicine called St. John's Wort, used for depression. If you are not sure about this, talk to your doctor, pharmacist or nurse before taking this medicine.

## **Warnings and precautions**

Talk to your doctor, pharmacist or nurse before taking IMBRUVICA:

- if you have ever had unusual bruising or bleeding or are on any medicines or supplements that increase your risk of bleeding (see section “**Other medicines and IMBRUVICA**”)
- if you have irregular heart beat or have a history of irregular heart beat or severe heart failure, or if you feel any of the following: shortness of breath, weakness, dizziness, light-headedness, fainting or near fainting, chest pain or swollen legs
- if you have liver problems, including if you ever had or now have a hepatitis B infection (a liver infection)
- if you have high blood pressure
- if you have recently had any surgery, especially if this might affect how you absorb food or medicines from your stomach or gut
- if you are planning to have any surgery– your doctor may ask you to stop taking IMBRUVICA for a short time (3 to 7 days) before and after your surgery
- if you have kidney problems.

If any of the above apply to you (or you are not sure), talk to your doctor, pharmacist or nurse before or while taking this medicine (see section “**Possible side effects**”).

When taking IMBRUVICA, tell your doctor immediately if you notice or someone notices in you: memory loss, trouble thinking, difficulty walking or sight loss – these may be due to a very rare but serious brain infection which can be fatal (Progressive Multifocal Leukoencephalopathy or PML).

Tell your doctor immediately if you notice or someone notices in you: sudden numbness or weakness in the limbs (especially on one side of the body), sudden confusion, trouble speaking or understanding speech, sight loss, difficulty walking, loss of balance or lack of coordination, sudden severe headache with no known cause. These may be signs and symptoms of stroke.

Tell your doctor immediately if you develop left upper belly (abdominal) pain, pain below the left rib cage or at the tip of your left shoulder (these may be symptoms of rupture of the spleen) after you stop taking IMBRUVICA.

### Effects on the heart

Treatment with IMBRUVICA may affect the heart, especially if you already have heart diseases such as rhythm problems, heart failure, high blood pressure, have diabetes or are of advanced age. The effects may be severe and could cause death, including sometimes sudden death. Your heart function will be checked before and during treatment with IMBRUVICA. Tell your doctor immediately if you feel breathless, have difficulty breathing when lying down, swelling of the feet, ankles or legs and weakness/tiredness during treatment with IMBRUVICA – these may be signs of heart failure.

You may experience viral, bacterial, or fungal infections during treatment with IMBRUVICA. Contact your doctor if you have fever, chills, weakness, confusion, body aches, cold or flu symptoms, feel tired or feel short of breath, yellowing of the skin or eyes (jaundice). These could be signs of an infection.

### Haemophagocytic lymphohistiocytosis

There have been rare reports of excessive activation of white blood cells associated with inflammation (haemophagocytic lymphohistiocytosis), which can be fatal if not diagnosed and treated early. If you experience multiple symptoms such as fever, swollen glands, bruising, or skin rash, contact your doctor immediately.

### **Tests and check-ups before and during treatment**

Tumour lysis syndrome (TLS): Unusual levels of chemicals in the blood caused by the fast breakdown of cancer cells have happened during treatment of cancer and sometimes even without treatment. This may lead to changes in kidney function, abnormal heartbeat, or seizures. Your doctor or another healthcare provider may do blood tests to check for TLS.

Lymphocytosis: Laboratory tests may show an increase in white blood cells (called “lymphocytes”) in your blood in the first few weeks of treatment. This is expected and may last for a few months. This does not necessarily mean that your blood cancer is getting worse. Your doctor will check your blood counts before or during the treatment and in rare cases they may need to give you another medicine. Talk to your doctor about what your test results mean.

Events related to the liver: Your doctor will do some blood tests to check whether your liver is working properly or that you do not have a liver infection, known as viral hepatitis, or whether hepatitis B has become active again, which could be fatal.

### **Children and adolescents**

IMBRUVICA should not be used in children and adolescents.

### **Other medicines and IMBRUVICA**

Tell your doctor or pharmacist if you are taking, have recently taken or might take any other medicines. This includes medicines obtained without a prescription, herbal medicines and supplements. This is because IMBRUVICA may affect the way some other medicines work. Also some other medicines can affect the way IMBRUVICA works.

**IMBRUVICA may make you bleed more easily.** This means you should tell your doctor if you take other medicines that increase your risk of bleeding. This includes:

- acetyl salicylic acid and non-steroidal anti-inflammatories (NSAIDs) such as ibuprofen or naproxen
- blood thinners such as warfarin, heparin or other medicines for blood clots
- supplements that may increase your risk of bleeding such as fish oil, vitamin E or flaxseed.

If any of the above apply to you (or you are not sure), talk to your doctor, pharmacist or nurse before taking IMBRUVICA.

**Also tell your doctor if you take any of the following medicines** – The effects of IMBRUVICA or other medicines may be influenced if you take IMBRUVICA together with any of the following medicines:

- medicines called antibiotics to treat bacterial infections – clarithromycin, telithromycin, ciprofloxacin, erythromycin or rifampicin
- medicines for fungal infections – posaconazole, ketoconazole, itraconazole, fluconazole or voriconazole
- medicines for HIV infection – ritonavir, cobicistat, indinavir, nelfinavir, saquinavir, amprenavir, atazanavir, or fosamprenavir
- medicines to prevent nausea and vomiting associated with chemotherapy - aprepitant
- medicines for depression - nefazodone
- medicines called kinase inhibitors for treatment of other cancers – crizotinib or imatinib
- medicines called calcium channel blockers for high blood pressure or chest pain – diltiazem or verapamil
- medicines called statins to treat high cholesterol - rosuvastatin
- heart medicines/anti-arrhythmics – amiodarone or dronedarone
- medicines to prevent seizures or to treat epilepsy, or medicines to treat a painful condition of the face called trigeminal neuralgia – carbamazepine or phenytoin.

If any of the above apply to you (or you are not sure), talk to your doctor, pharmacist or nurse before taking IMBRUVICA.

If you are taking digoxin, a medicine used for heart problems, or methotrexate, a medicine used to treat other cancers and to reduce the activity of the immune system (e.g., for rheumatoid arthritis or psoriasis), it should be taken at least 6 hours before or after IMBRUVICA.

### **IMBRUVICA with food**

**Do not take IMBRUVICA with grapefruit or Seville oranges (bitter oranges)** – this includes eating them, drinking the juice or taking a supplement that might contain them. This is because it can increase the amount of IMBRUVICA in your blood.

### **Pregnancy and breast-feeding**

Do not get pregnant while you are taking this medicine. IMBRUVICA should not be used during pregnancy. There is no information about the safety of IMBRUVICA in pregnant women.

Women of childbearing age must use a highly effective method of birth control during and up to three months after receiving IMBRUVICA, to avoid becoming pregnant while being treated with IMBRUVICA.

- Tell your doctor immediately if you become pregnant.
- Do not breast-feed while you are taking this medicine.

### **Driving and using machines**

You may feel tired or dizzy after taking IMBRUVICA, which may affect your ability to drive or use any tools or machines.

### **IMBRUVICA contains sodium**

IMBRUVICA contains less than 1 mmol sodium (23 mg) per dose, that is to say essentially 'sodium-free'.

## **3. How to take IMBRUVICA**

Always take this medicine exactly as your doctor, pharmacist or nurse has told you. Check with your doctor, pharmacist or nurse if you are not sure.

### **How much to take**

#### **Mantle cell lymphoma (MCL)**

The recommended dose of IMBRUVICA is four capsules (560 mg) once a day.

#### **Chronic lymphocytic leukaemia (CLL)/Waldenström's macroglobulinaemia (WM)**

The recommended dose of IMBRUVICA is three capsules (420 mg) once a day.

Your doctor may adjust your dose.

### **Taking this medicine**

- Take the capsules orally (by mouth) with a glass of water.
- Take the capsules about the same time each day.
- Swallow the capsules whole. Do not open, break or chew them.

### **If you take more IMBRUVICA than you should**

If you take more IMBRUVICA than you should, talk to a doctor or go to a hospital straight away. Take the capsules and this leaflet with you.

### **If you forget to take IMBRUVICA**

- If you miss a dose, it can be taken as soon as possible on the same day with a return to the normal schedule the following day.
- Do not take a double dose to make up for a forgotten dose.
- If you are not sure, talk to your doctor, pharmacist or nurse about when to take your next dose.

### **If you stop taking IMBRUVICA**

Do not stop taking this medicine unless your doctor tells you.

If you have any further questions on the use of this medicine, ask your doctor, pharmacist or nurse.

#### 4. Possible side effects

Like all medicines, this medicine can cause side effects, although not everybody gets them. The following side effects may happen with this medicine:

**Stop taking IMBRUVICA and tell a doctor straight away if you notice any of the following side effects:**

itchy bumpy rash, difficulty breathing, swelling of your face, lips, tongue or throat – you may be having an allergic reaction to the medicine.

**Tell a doctor straight away if you notice any of the following side effects:**

**Very common** (may affect more than 1 in 10 people)

- fever, chills, body aches, feeling tired, cold or flu symptoms, being short of breath – these could be signs of an infection (viral, bacterial or fungal). These could include infections of the nose, sinus or throat (upper respiratory tract infection), or lung, or skin
- bruising or increased tendency of bruising
- mouth sores
- feeling dizzy
- headache
- constipation
- feeling or being sick (nausea or vomiting)
- indigestion
- diarrhoea, your doctor may need to give you a fluid and salt replacement or another medicine
- skin rash
- painful arms or legs
- back pain or joint pain
- muscle cramps, aches or spasms
- low number of cells that help blood clot (platelets), very low number of white blood cells – shown in blood tests
- an increase in the number or proportion of white blood cells shown in blood tests
- swollen hands, ankles or feet
- high blood pressure
- increased level of “creatinine” in the blood.

**Common** (may affect up to 1 in 10 people)

- severe infections throughout the body (sepsis)
- infections of the urinary tract
- nose bleeds, small red or purple spots caused by bleeding under the skin
- blood in your stomach, gut, stools or urine, heavier periods, or bleeding that you cannot stop from an injury
- heart failure
- missed heart beats, weak or uneven pulse, lightheadedness, shortness of breath, chest discomfort (symptoms of heart rhythm problems)
- low white blood cell counts with fever (febrile neutropenia)
- non-melanoma skin cancer, most frequently squamous cell and basal cell skin cancer
- blurred vision
- redness of the skin
- inflammation within the lungs that may lead to permanent damage
- high level of “uric acid” in the blood (shown in blood tests), which may cause gout
- breaking of the nails
- sudden kidney damage

- weakness, numbness, tingling or pain in your hands or feet or other parts of the body (peripheral neuropathy).

**Uncommon** (may affect up to 1 in 100 people)

- liver failure, including events with fatal outcome
- severe fungal infections
- confusion, headache with slurred speech or feeling faint – these could be signs of serious internal bleeding in your brain
- unusual levels of chemicals in the blood caused by the fast breakdown of cancer cells have happened during treatment of cancer and sometimes even without treatment (tumour lysis syndrome)
- allergic reaction, sometimes severe, that may include a swollen face, lip, mouth, tongue or throat, difficulty swallowing or breathing, itchy rash (hives)
- inflammation of the fatty tissue underneath the skin
- temporary episode of decreased brain or nerve function caused by loss of blood flow, stroke
- bleeding in the eye (in some cases associated with loss of vision)
- cardiac arrest (heart stops beating)
- abnormally fast heart beat
- painful skin ulceration (pyoderma gangrenosum) or red, raised painful patches on the skin, fever and an increase in white blood cells (these may be signs of acute febrile neutrophilic dermatosis or Sweet's syndrome)
- small, red bump on the skin that may bleed easily (pyogenic granuloma).

**Rare** (may affect up to 1 in 1 000 people)

- severely increased white blood cell count that may cause cells to clump together
- severe rash with blisters and peeling skin, particularly around the mouth, nose, eyes and genitals (Stevens-Johnson syndrome).

**Reporting of side effects**

If you get any side effects, talk to your doctor, pharmacist or nurse. This includes any possible side effects not listed in this leaflet. You can also report side effects directly via [the national reporting system listed in Appendix V](#). By reporting side effects you can help provide more information on the safety of this medicine.

**5. How to store IMBRUVICA**

Keep this medicine out of the sight and reach of children.

Do not use this medicine after the expiry date which is stated on the carton and bottle label after EXP. The expiry date refers to the last day of that month.

This medicine does not require any special storage conditions.

Do not throw away any medicines via wastewater or household waste. Ask your pharmacist how to throw away medicines you no longer use. These measures will help protect the environment.

**6. Contents of the pack and other information**

**What IMBRUVICA contains**

- The active substance is ibrutinib. Each hard capsule contains 140 mg of ibrutinib.
- The other ingredients are:
  - capsule content: croscarmellose sodium, magnesium stearate, microcrystalline cellulose and sodium lauryl sulfate (E487)
  - capsule shell: gelatin and titanium dioxide (E171)
  - printing ink: shellac, black iron oxide (E172), and propylene glycol (E1520).

**What IMBRUVICA looks like and contents of the pack**

IMBRUVICA are white opaque, hard capsules marked with “ibr 140 mg” in black ink on one side.

The capsules are provided in a plastic bottle with a child resistant polypropylene closure. Each bottle contains either 90 or 120 capsules. Each pack contains one bottle.

**Marketing Authorisation Holder**

Janssen-Cilag International NV  
Turnhoutseweg 30  
B-2340 Beerse  
Belgium

**Manufacturer**

Janssen Pharmaceutica NV  
Turnhoutseweg 30  
B-2340 Beerse  
Belgium

Janssen-Cilag SpA  
Via C. Janssen,  
Loc. Borgo S. Michele,  
04100 Latina,  
Italy

For any information about this medicine, please contact the local representative of the Marketing Authorisation Holder:

**België/Belgique/Belgien**

Janssen-Cilag NV  
Tel/Tél: +32 14 64 94 11  
janssen@jacbe.jnj.com

**Lietuva**

UAB "JOHNSON & JOHNSON"  
Tel: +370 5 278 68 88  
lt@its.jnj.com

**България**

„Джонсън & Джонсън България” ЕООД  
Тел.: +359 2 489 94 00  
jjsafety@its.jnj.com

**Luxembourg/Luxemburg**

Janssen-Cilag NV  
Tél/Tel: +32 14 64 94 11  
janssen@jacbe.jnj.com

**Česká republika**

Janssen-Cilag s.r.o.  
Tel: +420 227 012 227

**Magyarország**

Janssen-Cilag Kft.  
Tel.: +36 1 884 2858  
janssenhu@its.jnj.com

**Danmark**

Janssen-Cilag A/S  
Tlf: +45 4594 8282  
jacdk@its.jnj.com

**Malta**

AM MANGION LTD.  
Tel: +356 2397 6000

**Deutschland**

Janssen-Cilag GmbH  
Tel: +49 2137 955 955  
jancil@its.jnj.com

**Nederland**

Janssen-Cilag B.V.  
Tel: +31 76 711 1111  
janssen@jacnl.jnj.com



**Eesti**

UAB "JOHNSON & JOHNSON" Eesti filiaal  
Tel: +372 617 7410  
ee@its.jnj.com

**Ελλάδα**

Janssen-Cilag Φαρμακευτική Α.Ε.Β.Ε.  
Τηλ: +30 210 80 90 000

**España**

Janssen-Cilag, S.A.  
Tel: +34 91 722 81 00  
contacto@its.jnj.com

**France**

Janssen-Cilag  
Tél: 0 800 25 50 75 / +33 1 55 00 40 03  
medisource@its.jnj.com

**Hrvatska**

Johnson & Johnson S.E. d.o.o.  
Tel: +385 1 6610 700  
jjsafety@JNJCR.JNJ.com

**Ireland**

Janssen Sciences Ireland UC  
Tel: 1 800 709 122  
medinfo@its.jnj.com

**Ísland**

Janssen-Cilag AB  
c/o Vistor hf  
Sími: +354 535 7000  
janssen@vistor.is

**Italia**

Janssen-Cilag SpA  
Tel: 800 688 777 / +39 02 2510 1  
janssenita@its.jnj.com

**Κύπρος**

Βαρνάβας Χατζηπαναγής Λτδ  
Τηλ: +357 22 207 700

**Latvija**

UAB "JOHNSON & JOHNSON" filiāle Latvijā  
Tel: +371 678 93561  
lv@its.jnj.com

**Norge**

Janssen-Cilag AS  
Tlf: +47 24 12 65 00  
jacno@its.jnj.com

**Österreich**

Janssen-Cilag Pharma GmbH  
Tel: +43 1 610 300

**Polska**

Janssen-Cilag Polska Sp. z o.o.  
Tel.: +48 22 237 60 00

**Portugal**

Janssen-Cilag Farmacêutica, Lda.  
Tel: +351 214 368 600

**România**

Johnson & Johnson România SRL  
Tel: +40 21 207 1800

**Slovenija**

Johnson & Johnson d.o.o.  
Tel.: +386 1 401 18 00  
Janssen\_safety\_slo@its.jnj.com

**Slovenská republika**

Johnson & Johnson, s.r.o.  
Tel: +421 232 408 400

**Suomi/Finland**

Janssen-Cilag Oy  
Puh/Tel: +358 207 531 300  
jacfi@its.jnj.com

**Sverige**

Janssen-Cilag AB  
Tfn: +46 8 626 50 00  
jacse@its.jnj.com

**United Kingdom (Northern Ireland)**

Janssen Sciences Ireland UC  
Tel: +44 1 494 567 444  
medinfo@its.jnj.com

**This leaflet was last revised in**

**Other sources of information**

Detailed information on this medicine is available on the European Medicines Agency web site:  
<http://www.ema.europa.eu>.

## Package leaflet: Information for the patient

**IMBRUVICA 140 mg film-coated tablets**  
**IMBRUVICA 280 mg film-coated tablets**  
**IMBRUVICA 420 mg film-coated tablets**  
**IMBRUVICA 560 mg film-coated tablets**  
ibrutinib

**Read all of this leaflet carefully before you start taking this medicine because it contains important information for you.**

- Keep this leaflet. You may need to read it again.
- If you have any further questions, ask your doctor, pharmacist or nurse.
- This medicine has been prescribed for you only. Do not pass it on to others. It may harm them, even if their signs of illness are the same as yours.
- If you get any side effects, talk to your doctor, pharmacist or nurse. This includes any possible side effects not listed in this leaflet. See section 4.

### **What is in this leaflet**

1. What IMBRUVICA is and what it is used for
2. What you need to know before you take IMBRUVICA
3. How to take IMBRUVICA
4. Possible side effects
5. How to store IMBRUVICA
6. Contents of the pack and other information

### **1. What IMBRUVICA is and what it is used for**

#### **What IMBRUVICA is**

IMBRUVICA is an anticancer medicine that contains the active substance ibrutinib. It belongs to a class of medicines called protein kinase inhibitors.

#### **What IMBRUVICA is used for**

It is used to treat the following blood cancers in adults:

- Mantle cell lymphoma (MCL), a type of cancer affecting the lymph nodes, when the disease has come back or has not responded to treatment.
- Chronic lymphocytic leukaemia (CLL) a type of cancer affecting white blood cells called lymphocytes that also involves the lymph nodes. IMBRUVICA is used in patients who have not previously been treated for CLL or when the disease has come back or has not responded to treatment.
- Waldenström's macroglobulinaemia (WM), a type of cancer affecting white blood cells called lymphocytes. It is used in patients who have not previously been treated for WM or when the disease has come back or has not responded to treatment or in patients for whom chemotherapy given together with an antibody is not a suitable therapy.

#### **How IMBRUVICA works**

In MCL, CLL and WM, IMBRUVICA works by blocking Bruton's tyrosine kinase, a protein in the body that helps these cancer cells grow and survive. By blocking this protein, IMBRUVICA helps kill and reduce the number of cancer cells. It also slows down the worsening of the cancer.

### **2. What you need to know before you take IMBRUVICA**

#### **Do not take IMBRUVICA**

- if you are allergic to ibrutinib or any of the other ingredients of this medicine (listed in section 6)

- if you are taking a herbal medicine called St. John’s Wort, used for depression. If you are not sure about this, talk to your doctor, pharmacist or nurse before taking this medicine.

### **Warnings and precautions**

Talk to your doctor, pharmacist or nurse before taking IMBRUVICA:

- if you have ever had unusual bruising or bleeding or are on any medicines or supplements that increase your risk of bleeding (see section “**Other medicines and IMBRUVICA**”)
- if you have irregular heart beat or have a history of irregular heart beat or severe heart failure, or if you feel any of the following: shortness of breath, weakness, dizziness, light-headedness, fainting or near fainting, chest pain or swollen legs
- if you have liver problems, including if you ever had or now have a hepatitis B infection (a liver infection)
- if you have high blood pressure
- if you have recently had any surgery, especially if this might affect how you absorb food or medicines from your stomach or gut
- if you are planning to have any surgery– your doctor may ask you to stop taking IMBRUVICA for a short time (3 to 7 days) before and after your surgery
- if you have kidney problems.

If any of the above apply to you (or you are not sure), talk to your doctor, pharmacist or nurse before or while taking this medicine (see section “**Possible side effects**”).

When taking IMBRUVICA, tell your doctor immediately if you notice or someone notices in you: memory loss, trouble thinking, difficulty walking or sight loss – these may be due to a very rare but serious brain infection which can be fatal (Progressive Multifocal Leukoencephalopathy or PML).

Tell your doctor immediately if you notice or someone notices in you: sudden numbness or weakness in the limbs (especially on one side of the body), sudden confusion, trouble speaking or understanding speech, sight loss, difficulty walking, loss of balance or lack of coordination, sudden severe headache with no known cause. These may be signs and symptoms of stroke.

Tell your doctor immediately if you develop left upper belly (abdominal) pain, pain below the left rib cage or at the tip of your left shoulder (these may be symptoms of rupture of the spleen) after you stop taking IMBRUVICA.

### Effects on the heart

Treatment with IMBRUVICA may affect the heart, especially if you already have heart diseases such as rhythm problems, heart failure, high blood pressure, have diabetes or are of advanced age. The effects may be severe and could cause death, including sometimes sudden death. Your heart function will be checked before and during treatment with IMBRUVICA. Tell your doctor immediately if you feel breathless, have difficulty breathing when lying down, swelling of the feet, ankles or legs and weakness/tiredness during treatment with IMBRUVICA – these may be signs of heart failure.

You may experience viral, bacterial, or fungal infections during treatment with IMBRUVICA. Contact your doctor if you have fever, chills, weakness, confusion, body aches, cold or flu symptoms, feel tired or feel short of breath, yellowing of the skin or eyes (jaundice). These could be signs of an infection.

### Haemophagocytic lymphohistiocytosis

There have been rare reports of excessive activation of white blood cells associated with inflammation (haemophagocytic lymphohistiocytosis), which can be fatal if not diagnosed and treated early. If you experience multiple symptoms such as fever, swollen glands, bruising, or skin rash, contact your doctor immediately.

### **Tests and check-ups before and during treatment**

Tumour lysis syndrome (TLS): Unusual levels of chemicals in the blood caused by the fast breakdown of cancer cells have happened during treatment of cancer and sometimes even without treatment. This

may lead to changes in kidney function, abnormal heartbeat, or seizures. Your doctor or another healthcare provider may do blood tests to check for TLS.

**Lymphocytosis:** Laboratory tests may show an increase in white blood cells (called “lymphocytes”) in your blood in the first few weeks of treatment. This is expected and may last for a few months. This does not necessarily mean that your blood cancer is getting worse. Your doctor will check your blood counts before or during the treatment and in rare cases they may need to give you another medicine. Talk to your doctor about what your test results mean.

**Events related to the liver:** Your doctor will do some blood tests to check whether your liver is working properly or that you do not have a liver infection, known as viral hepatitis, or whether hepatitis B has become active again, which could be fatal.

### **Children and adolescents**

IMBRUVICA should not be used in children and adolescents.

### **Other medicines and IMBRUVICA**

Tell your doctor or pharmacist if you are taking, have recently taken or might take any other medicines. This includes medicines obtained without a prescription, herbal medicines and supplements. This is because IMBRUVICA may affect the way some other medicines work. Also some other medicines can affect the way IMBRUVICA works.

**IMBRUVICA may make you bleed more easily.** This means you should tell your doctor if you take other medicines that increase your risk of bleeding. This includes:

- acetyl salicylic acid and non-steroidal anti-inflammatories (NSAIDs) such as ibuprofen or naproxen
- blood thinners such as warfarin, heparin or other medicines for blood clots
- supplements that may increase your risk of bleeding such as fish oil, vitamin E or flaxseed.

If any of the above apply to you (or you are not sure), talk to your doctor, pharmacist or nurse before taking IMBRUVICA.

**Also tell your doctor if you take any of the following medicines** – The effects of IMBRUVICA or other medicines may be influenced if you take IMBRUVICA together with any of the following medicines:

- medicines called antibiotics to treat bacterial infections – clarithromycin, telithromycin, ciprofloxacin, erythromycin or rifampicin
- medicines for fungal infections – posaconazole, ketoconazole, itraconazole, fluconazole or voriconazole
- medicines for HIV infection – ritonavir, cobicistat, indinavir, nelfinavir, saquinavir, amprenavir, atazanavir, or fosamprenavir
- medicines to prevent nausea and vomiting associated with chemotherapy - aprepitant
- medicines for depression - nefazodone
- medicines called kinase inhibitors for treatment of other cancers – crizotinib or imatinib
- medicines called calcium channel blockers for high blood pressure or chest pain – diltiazem or verapamil
- medicines called statins to treat high cholesterol - rosuvastatin
- heart medicines/anti-arrhythmics – amiodarone or dronedarone
- medicines to prevent seizures or to treat epilepsy, or medicines to treat a painful condition of the face called trigeminal neuralgia – carbamazepine or phenytoin.

If any of the above apply to you (or you are not sure), talk to your doctor, pharmacist or nurse before taking IMBRUVICA.

If you are taking digoxin, a medicine used for heart problems, or methotrexate, a medicine used to treat other cancers and to reduce the activity of the immune system (e.g., for rheumatoid arthritis or psoriasis), it should be taken at least 6 hours before or after IMBRUVICA.

#### **IMBRUVICA with food**

**Do not take IMBRUVICA with grapefruit or Seville oranges (bitter oranges)** – this includes eating them, drinking the juice or taking a supplement that might contain them. This is because it can increase the amount of IMBRUVICA in your blood.

#### **Pregnancy and breast-feeding**

Do not get pregnant while you are taking this medicine. IMBRUVICA should not be used during pregnancy. There is no information about the safety of IMBRUVICA in pregnant women.

Women of childbearing age must use a highly effective method of birth control during and up to three months after receiving IMBRUVICA, to avoid becoming pregnant while being treated with IMBRUVICA.

- Tell your doctor immediately if you become pregnant.
- Do not breast-feed while you are taking this medicine.

#### **Driving and using machines**

You may feel tired or dizzy after taking IMBRUVICA, which may affect your ability to drive or use any tools or machines.

#### **IMBRUVICA contains lactose**

IMBRUVICA contains lactose (a type of sugar). If you have been told by your doctor that you have an intolerance to some sugars, contact your doctor before taking this medicine.

#### **IMBRUVICA contains sodium**

IMBRUVICA contains less than 1 mmol sodium (23 mg) per dose, that is to say essentially 'sodium-free'.

### **3. How to take IMBRUVICA**

Always take this medicine exactly as your doctor, pharmacist or nurse has told you. Check with your doctor, pharmacist or nurse if you are not sure.

#### **How much to take**

##### **Mantle cell lymphoma (MCL)**

The recommended dose of IMBRUVICA is 560 mg once a day.

##### **Chronic lymphocytic leukaemia (CLL)/Waldenström's macroglobulinaemia (WM)**

The recommended dose of IMBRUVICA is 420 mg once a day.

Your doctor may adjust your dose.

#### **Taking this medicine**

- Take the tablets orally (by mouth) with a glass of water.
- Take the tablets about the same time each day.
- Swallow the tablets whole. Do not break or chew them.

#### **If you take more IMBRUVICA than you should**

If you take more IMBRUVICA than you should, talk to a doctor or go to a hospital straight away. Take the tablets and this leaflet with you.

### **If you forget to take IMBRUVICA**

- If you miss a dose, it can be taken as soon as possible on the same day with a return to the normal schedule the following day.
- Do not take a double dose to make up for a forgotten dose.
- If you are not sure, talk to your doctor, pharmacist or nurse about when to take your next dose.

### **If you stop taking IMBRUVICA**

Do not stop taking this medicine unless your doctor tells you.

If you have any further questions on the use of this medicine, ask your doctor, pharmacist or nurse.

## **4. Possible side effects**

Like all medicines, this medicine can cause side effects, although not everybody gets them.

The following side effects may happen with this medicine:

### **Stop taking IMBRUVICA and tell a doctor straight away if you notice any of the following side effects:**

itchy bumpy rash, difficulty breathing, swelling of your face, lips, tongue or throat – you may be having an allergic reaction to the medicine.

### **Tell a doctor straight away if you notice any of the following side effects:**

#### **Very common** (may affect more than 1 in 10 people)

- fever, chills, body aches, feeling tired, cold or flu symptoms, being short of breath – these could be signs of an infection (viral, bacterial or fungal). These could include infections of the nose, sinus or throat (upper respiratory tract infection), or lung, or skin
- bruising or increased tendency of bruising
- mouth sores
- feeling dizzy
- headache
- constipation
- feeling or being sick (nausea or vomiting)
- indigestion
- diarrhoea, your doctor may need to give you a fluid and salt replacement or another medicine
- skin rash
- painful arms or legs
- back pain or joint pain
- muscle cramps, aches or spasms
- low number of cells that help blood clot (platelets), very low number of white blood cells – shown in blood tests
- an increase in the number or proportion of white blood cells shown in blood tests
- swollen hands, ankles or feet
- high blood pressure
- increased level of “creatinine” in the blood.

#### **Common** (may affect up to 1 in 10 people)

- severe infections throughout the body (sepsis)
- infections of the urinary tract
- nose bleeds, small red or purple spots caused by bleeding under the skin
- blood in your stomach, gut, stools or urine, heavier periods, or bleeding that you cannot stop from an injury
- heart failure
- missed heart beats, weak or uneven pulse, lightheadedness, shortness of breath, chest discomfort (symptoms of heart rhythm problems)

- low white blood cell counts with fever (febrile neutropenia)
- non-melanoma skin cancer, most frequently squamous cell and basal cell skin cancer
- blurred vision
- redness of the skin
- inflammation within the lungs that may lead to permanent damage
- high level of “uric acid” in the blood (shown in blood tests), which may cause gout
- breaking of the nails
- sudden kidney damage
- weakness, numbness, tingling or pain in your hands or feet or other parts of the body (peripheral neuropathy).

**Uncommon** (may affect up to 1 in 100 people)

- liver failure, including events with fatal outcome
- severe fungal infections
- confusion, headache with slurred speech or feeling faint – these could be signs of serious internal bleeding in your brain
- unusual levels of chemicals in the blood caused by the fast breakdown of cancer cells have happened during treatment of cancer and sometimes even without treatment (tumour lysis syndrome)
- allergic reaction, sometimes severe, that may include a swollen face, lip, mouth, tongue or throat, difficulty swallowing or breathing, itchy rash (hives)
- inflammation of the fatty tissue underneath the skin
- temporary episode of decreased brain or nerve function caused by loss of blood flow, stroke
- bleeding in the eye (in some cases associated with loss of vision)
- cardiac arrest (heart stops beating)
- abnormally fast heart beat
- painful skin ulceration (pyoderma gangrenosum) or red, raised painful patches on the skin, fever and an increase in white blood cells (these may be signs of acute febrile neutrophilic dermatosis or Sweet’s syndrome)
- small, red bump on the skin that may bleed easily (pyogenic granuloma).

**Rare** (may affect up to 1 in 1 000 people)

- severely increased white blood cell count that may cause cells to clump together
- severe rash with blisters and peeling skin, particularly around the mouth, nose, eyes and genitals (Stevens-Johnson syndrome).

**Reporting of side effects**

If you get any side effects, talk to your doctor, pharmacist or nurse. This includes any possible side effects not listed in this leaflet. You can also report side effects directly via [the national reporting system listed in Appendix V](#). By reporting side effects you can help provide more information on the safety of this medicine.

**5. How to store IMBRUVICA**

Keep this medicine out of the sight and reach of children.

Do not use this medicine after the expiry date which is stated on the carton after EXP. The expiry date refers to the last day of that month.

This medicine does not require any special storage conditions.

Do not throw away any medicines via wastewater or household waste. Ask your pharmacist how to throw away medicines you no longer use. These measures will help protect the environment.

## 6. Contents of the pack and other information

### What IMBRUVICA contains

- The active substance is ibrutinib.
  - IMBRUVICA 140 mg film-coated tablets: Each tablet contains 140 mg of ibrutinib.
  - IMBRUVICA 280 mg film-coated tablets: Each tablet contains 280 mg of ibrutinib.
  - IMBRUVICA 420 mg film-coated tablets: Each tablet contains 420 mg of ibrutinib.
  - IMBRUVICA 560 mg film-coated tablets: Each tablet contains 560 mg of ibrutinib.
- The other ingredients are:
- Tablet core: colloidal anhydrous silica, croscarmellose sodium, lactose monohydrate (see section 2 “**IMBRUVICA contains lactose**”), magnesium stearate, microcrystalline cellulose, povidone, sodium lauryl sulfate (E487).
- Tablet film-coat: polyvinyl alcohol, macrogol, talc, titanium dioxide (E171);  
IMBRUVICA 140 mg and IMBRUVICA 420 mg film-coated tablets also contain black iron oxide (E172) and yellow iron oxide (E172);  
IMBRUVICA 280 mg film-coated tablets also contain black iron oxide (E172) and red iron oxide (E172);  
IMBRUVICA 560 mg film-coated tablets also contain red iron oxide (E172) and yellow iron oxide (E172).

### What IMBRUVICA looks like and contents of the pack

#### IMBRUVICA 140 mg film-coated tablets

Yellow-green to green round (9 mm) tablets, written with “ibr” on one side and “140” on the other side. Each 28 day carton contains 28 film-coated tablets in 2 cardboard wallets of 14 film-coated tablets each. Each 30 day carton contains 30 film-coated tablets in 3 cardboard wallets of 10 film-coated tablets each.

#### IMBRUVICA 280 mg film-coated tablets

Purple oblong (15 mm in length and 7 mm in width), written with “ibr” on one side and “280” on the other side. Each 28 day carton contains 28 film-coated tablets in 2 cardboard wallets of 14 film-coated tablets each. Each 30 day carton contains 30 film-coated tablets in 3 cardboard wallets of 10 film-coated tablets each.

#### IMBRUVICA 420 mg film-coated tablets

Yellow-green to green oblong tablets (17.5 mm in length and 7.4 mm in width), written with “ibr” on one side and “420” on the other side. Each 28 day carton contains 28 film-coated tablets in 2 cardboard wallets of 14 film-coated tablets each. Each 30 day carton contains 30 film-coated tablets in 3 cardboard wallets of 10 film-coated tablets each.

#### IMBRUVICA 560 mg film-coated tablets

Yellow to orange oblong tablets (19 mm in length and 8.1 mm in width), written with “ibr” on one side and “560” on the other side. Each 28 day carton contains 28 film-coated tablets in 2 cardboard wallets of 14 film-coated tablets each. Each 30 day carton contains 30 film-coated tablets in 3 cardboard wallets of 10 film-coated tablets each.

### Marketing Authorisation Holder

Janssen-Cilag International NV  
Turnhoutseweg 30  
B-2340 Beerse  
Belgium

### Manufacturer

Janssen-Cilag SpA  
Via C. Janssen,  
Loc. Borgo S. Michele,  
04100 Latina,  
Italy



For any information about this medicine, please contact the local representative of the Marketing Authorisation Holder:

**België/Belgique/Belgien**

Janssen-Cilag NV  
Tel/Tél: +32 14 64 94 11  
janssen@jacbe.jnj.com

**България**

„Джонсън & Джонсън България” ЕООД  
Тел.: +359 2 489 94 00  
jjsafety@its.jnj.com

**Česká republika**

Janssen-Cilag s.r.o.  
Tel: +420 227 012 227

**Danmark**

Janssen-Cilag A/S  
Tlf: +45 4594 8282  
jacdk@its.jnj.com

**Deutschland**

Janssen-Cilag GmbH  
Tel: +49 2137 955 955  
jancil@its.jnj.com

**Eesti**

UAB "JOHNSON & JOHNSON" Eesti filiaal  
Tel: +372 617 7410  
ee@its.jnj.com

**Ελλάδα**

Janssen-Cilag Φαρμακευτική Α.Ε.Β.Ε.  
Τηλ: +30 210 80 90 000

**España**

Janssen-Cilag, S.A.  
Tel: +34 91 722 81 00  
contacto@its.jnj.com

**France**

Janssen-Cilag  
Tél: 0 800 25 50 75 / +33 1 55 00 40 03  
medisource@its.jnj.com

**Hrvatska**

Johnson & Johnson S.E. d.o.o.  
Tel: +385 1 6610 700  
jjsafety@JNJCR.JNJ.com

**Lietuva**

UAB "JOHNSON & JOHNSON"  
Tel: +370 5 278 68 88  
lt@its.jnj.com

**Luxembourg/Luxemburg**

Janssen-Cilag NV  
Tél/Tel: +32 14 64 94 11  
janssen@jacbe.jnj.com

**Magyarország**

Janssen-Cilag Kft.  
Tel.: +36 1 884 2858  
janssenhu@its.jnj.com

**Malta**

AM MANGION LTD.  
Tel: +356 2397 6000

**Nederland**

Janssen-Cilag B.V.  
Tel: +31 76 711 1111  
janssen@jacnl.jnj.com

**Norge**

Janssen-Cilag AS  
Tlf: +47 24 12 65 00  
jacno@its.jnj.com

**Österreich**

Janssen-Cilag Pharma GmbH  
Tel: +43 1 610 300

**Polska**

Janssen-Cilag Polska Sp. z o.o.  
Tel.: +48 22 237 60 00

**Portugal**

Janssen-Cilag Farmacêutica, Lda.  
Tel: +351 214 368 600

**România**

Johnson & Johnson România SRL  
Tel: +40 21 207 1800

**Ireland**

Janssen Sciences Ireland UC  
Tel: 1 800 709 122  
medinfo@its.jnj.com

**Ísland**

Janssen-Cilag AB  
c/o Vistor hf  
Sími: +354 535 7000  
janssen@vistor.is

**Italia**

Janssen-Cilag SpA  
Tel: 800 688 777 / +39 02 2510 1  
janssenita@its.jnj.com

**Κύπρος**

Βαρνάβας Χατζηπαναγής Λτδ  
Τηλ: +357 22 207 700

**Latvija**

UAB "JOHNSON & JOHNSON" filiāle Latvijā  
Tel: +371 678 93561  
lv@its.jnj.com

**Slovenija**

Johnson & Johnson d.o.o.  
Tel.: +386 1 401 18 00  
Janssen\_safety\_slo@its.jnj.com

**Slovenská republika**

Johnson & Johnson, s.r.o.  
Tel: +421 232 408 400

**Suomi/Finland**

Janssen-Cilag Oy  
Puh/Tel: +358 207 531 300  
jacfi@its.jnj.com

**Sverige**

Janssen-Cilag AB  
Tfn: +46 8 626 50 00  
jacse@its.jnj.com

**United Kingdom (Northern Ireland)**

Janssen Sciences Ireland UC  
Tel: +44 1 494 567 444  
medinfo@its.jnj.com

**This leaflet was last revised in**

**Other sources of information**

Detailed information on this medicine is available on the European Medicines Agency web site:  
<http://www.ema.europa.eu>.