

ANNEX I

SUMMARY OF PRODUCT CHARACTERISTICS

1. NAME OF THE MEDICINAL PRODUCT

Kaletra (80 mg + 20 mg) / ml oral solution

2. QUALITATIVE AND QUANTITATIVE COMPOSITION

Each 1 ml of Kaletra oral solution contains 80 mg of lopinavir co-formulated with 20 mg of ritonavir as a pharmacokinetic enhancer.

Excipients with known effect:

Each 1 ml contains 356.3 mg of alcohol (42.4% v/v), 168.6 mg of high fructose corn syrup, 152.7 mg of propylene glycol (15.3% w/v) (see section 4.3), 10.2 mg of polyoxyl 40 hydrogenated castor oil and 4.1 mg of acesulfame potassium (see section 4.4).

For the full list of excipients, see section 6.1.

3. PHARMACEUTICAL FORM

Oral solution

The solution is light yellow to orange.

4. CLINICAL PARTICULARS

4.1 Therapeutic indications

Kaletra is indicated in combination with other antiretroviral medicinal products for the treatment of human immunodeficiency virus (HIV-1) infected adults, adolescents and children aged from 14 days and older.

The choice of Kaletra to treat protease inhibitor experienced HIV-1 infected patients should be based on individual viral resistance testing and treatment history of patients (see sections 4.4 and 5.1).

4.2 Posology and method of administration

Kaletra should be prescribed by physicians who are experienced in the treatment of HIV infection.

Posology

Adults and adolescents

The recommended dosage of Kaletra is 5 ml of oral solution (400/100 mg) twice daily taken with food.

Paediatric population aged from 14 days and older

The oral solution formulation is the recommended option for the most accurate dosing in children based on body surface area or body weight. However, if it is judged necessary to resort to solid oral dosage form for children weighing less than 40 kg or with a BSA between 0.5 and 1.4 m² and able to swallow tablets, Kaletra 100 mg/25 mg tablets may be used. The adult dose of Kaletra tablets (400/100 mg twice daily) may be used in children 40 kg or greater or with a Body Surface Area (BSA)* greater than 1.4 m². Kaletra tablets are administered orally and must be swallowed whole and not chewed, broken or crushed. Please refer to the Kaletra 100 mg/25 mg film-coated tablets Summary of Product Characteristics.

Total amounts of alcohol and propylene glycol from all medicines, including Kaletra oral solution, that are to be given to infants should be taken into account in order to avoid toxicity from these excipients (see section 4.4).

Dosage recommendation for paediatric patients aged from 14 days to 6 months

Paediatric dosing guidelines 2 weeks to 6 months		
Based on weight (mg/kg)	Based on BSA (mg/m²)*	Frequency
16/4 mg/kg (corresponding to 0.2 ml/kg)	300/75 mg/m ² (corresponding to 3.75 ml/m ²)	Given twice daily with food

*Body surface area can be calculated with the following equation

$$\text{BSA (m}^2\text{)} = \sqrt{(\text{Height (cm)} \times \text{Weight (kg)}) / 3600}$$

It is recommended that Kaletra not be administered in combination with efavirenz or nevirapine in patients less than 6 months of age.

Dosage recommendation for paediatric patients older than 6 months to less than 18 years

Without Concomitant Efavirenz or Nevirapine

The following tables contain dosing guidelines for Kaletra oral solution based on body weight and BSA.

Paediatric dosing guidelines based on body weight* > 6 months to 18 years		
Body weight (kg)	Twice daily oral solution dose (dose in mg/kg)	Volume of oral solution twice daily taken with food (80 mg lopinavir/20 mg ritonavir per ml)**
7 to < 15 kg 7 to 10 kg > 10 to < 15 kg	12/3 mg/kg	1.25 ml 1.75 ml
≥ 15 to 40 kg 15 to 20 kg > 20 to 25 kg > 25 to 30 kg > 30 to 35 kg > 35 to 40 kg	10/2.5 mg/kg	2.25 ml 2.75 ml 3.50 ml 4.00 ml 4.75 ml
≥ 40 kg	See adult dosage recommendation	

*weight based dosing recommendations are based on limited data

** the volume (ml) of oral solution represents the average dose for the weight range

Paediatric dosing guidelines for the dose 230/57.5 mg/m ² > 6 months to < 18 years	
Body Surface Area* (m ²)	Twice daily oral solution dose (dose in mg)
0.25	0.7 ml (57.5/14.4 mg)
0.40	1.2 ml (96/24 mg)
0.50	1.4 ml (115/28.8 mg)
0.75	2.2 ml (172.5/43.1 mg)
0.80	2.3 ml (184/46 mg)
1.00	2.9 ml (230/57.5 mg)
1.25	3.6 ml (287.5/71.9 mg)
1.3	3.7 ml (299/74.8 mg)
1.4	4.0 ml (322/80.5 mg)
1.5	4.3 ml (345/86.3 mg)
1.7	5 ml (402.5/100.6 mg)

*Body surface area can be calculated with the following equation

$$BSA (m^2) = \sqrt{(Height (cm) \times Weight (kg) / 3600)}$$

Concomitant Therapy: Efavirenz or Nevirapine

The 230/57.5 mg/m² dosage might be insufficient in some children when co-administered with nevirapine or efavirenz. An increase of the dose of Kaletra to 300/75 mg/m² is needed in these patients. The recommended dose of 533/133 mg or 6.5 ml twice daily should not be exceeded.

Children less than 14 days of age and premature neonates

Kaletra oral solution should not be administered to neonates before a postmenstrual age (first day of the mother's last menstrual period to birth plus the time elapsed after birth) of 42 weeks and a postnatal age of at least 14 days has been reached (see section 4.4).

Hepatic impairment

In HIV-infected patients with mild to moderate hepatic impairment, an increase of approximately 30% in lopinavir exposure has been observed but is not expected to be of clinical relevance (see section 5.2). No data are available in patients with severe hepatic impairment. Kaletra must not be given to these patients (see section 4.3).

Renal impairment

Since the renal clearance of lopinavir and ritonavir is negligible, increased plasma concentrations are not expected in patients with renal impairment. Because lopinavir and ritonavir are highly protein bound, it is unlikely that they will be significantly removed by haemodialysis or peritoneal dialysis.

Method of administration

Kaletra is administered orally and should always be taken with food (see section 5.2). The dose should be administered using a calibrated 2 ml or 5 ml oral dosing syringe best corresponding to the volume prescribed.

4.3 Contraindications

Hypersensitivity to the active substances or to any of the excipients listed in section 6.1.

Severe hepatic insufficiency.

Kaletra contains lopinavir and ritonavir, both of which are inhibitors of the P450 isoform CYP3A. Kaletra should not be co-administered with medicinal products that are highly dependent on CYP3A for clearance and for which elevated plasma concentrations are associated with serious and/or life threatening events. These medicinal products include:

Medicinal product class	Medicinal products within class	Rationale
Concomitant medicinal product levels increased		
Alpha ₁ -adrenoreceptor antagonist	Alfuzosin	Increased plasma concentrations of alfuzosin which may lead to severe hypotension. The concomitant administration with alfuzosin is contraindicated (see section 4.5).
Antianginal	Ranolazine	Increased plasma concentrations of ranolazine which may increase the potential for serious and/or life-threatening reactions (see section 4.5).
Antiarrhythmics	Amiodarone, dronedarone	Increased plasma concentrations of amiodarone and dronedarone. Thereby, increasing the risk of arrhythmias or other serious adverse reactions (see section 4.5).
Antibiotic	Fusidic Acid	Increased plasma concentrations of fusidic acid. The concomitant administration with fusidic acid is contraindicated in dermatological infections (see section 4.5).
Anticancer	Neratinib	Increased plasma concentrations of neratinib which may increase the potential for serious and/or life-threatening reactions (see section 4.5).
	Venetoclax	Increased plasma concentrations of venetoclax. Increased risk of tumor lysis syndrome at the dose initiation and during the ramp-up phase (see section 4.5).
Anti-gout	Colchicine	Increased plasma concentrations of colchicine. Potential for serious and/or life-threatening reactions in patients with renal and/or hepatic impairment (see sections 4.4 and 4.5).
Antihistamines	Astemizole, terfenadine	Increased plasma concentrations of astemizole and terfenadine. Thereby, increasing the risk of serious arrhythmias from these agents (see section 4.5).
Antipsychotics/ Neuroleptics	Lurasidone	Increased plasma concentrations of lurasidone which may increase the potential for serious and/or life-threatening reactions (see section 4.5).
	Pimozide	Increased plasma concentrations of pimozide. Thereby, increasing the risk of serious haematologic abnormalities, or other serious adverse effects from this agent (see section 4.5).

	Quetiapine	Increased plasma concentrations of quetiapine which may lead to coma. The concomitant administration with quetiapine is contraindicated (see section 4.5).
Ergot alkaloids	Dihydroergotamine, ergonovine, ergotamine, methylergonovine	Increased plasma concentrations of ergot derivatives leading to acute ergot toxicity, including vasospasm and ischaemia (see section 4.5).
GI motility agent	Cisapride	Increased plasma concentrations of cisapride. Thereby, increasing the risk of serious arrhythmias from this agent (see section 4.5).
Hepatitis C virus direct acting antivirals	Elbasvir/grazoprevir	Increased risk of alanine transaminase (ALT) elevations (see section 4.5).
	Ombitasvir/paritaprevir/ritonavir with or without dasabuvir	Increased plasma concentrations of paritaprevir; thereby, increasing the risk of alanine transaminase (ALT) elevations (see section 4.5).
Lipid-modifying agents		
HMG Co-A Reductase Inhibitors	Lovastatin, simvastatin	Increased plasma concentrations of lovastatin and simvastatin; thereby, increasing the risk of myopathy including rhabdomyolysis (see section 4.5).
Microsomal triglyceride transfer protein (MTTP) inhibitor	Lomitapide	Increased plasma concentrations of lomitapide (see section 4.5).
Phosphodiesterase (PDE5) inhibitors	Avanafil	Increased plasma concentrations of avanafil (see sections 4.4 and 4.5).
	Sildenafil	Contraindicated when used for the treatment of pulmonary arterial hypertension (PAH) only. Increased plasma concentrations of sildenafil. Thereby, increasing the potential for sildenafil-associated adverse events (which include hypotension and syncope). See section 4.4 and section 4.5 for co-administration of sildenafil in patients with erectile dysfunction.
	Vardenafil	Increased plasma concentrations of vardenafil (see sections 4.4 and 4.5)
Sedatives/hypnotics	Oral midazolam, triazolam	Increased plasma concentrations of oral midazolam and triazolam. Thereby, increasing the risk of extreme sedation and respiratory depression from these agents. For caution on parenterally administered midazolam, see section 4.5.

Lopinavir/ritonavir medicinal product level decreased

Herbal products	St. John's wort	Herbal preparations containing St John's wort (<i>Hypericum perforatum</i>) due to the risk of decreased plasma concentrations and reduced clinical effects of lopinavir and ritonavir (see section 4.5).
-----------------	-----------------	-------------------------------------------------------------------------------------------------------------------------------------------------------------------------------------------------------------

Kaletra oral solution is contraindicated in children below the age of 14 days, pregnant women, patients with hepatic or renal failure and patients treated with disulfiram or metronidazole due to the potential risk of toxicity from the excipient propylene glycol (see section 4.4).

4.4 Special warnings and precautions for use

Patients with coexisting conditions

Hepatic impairment

The safety and efficacy of Kaletra has not been established in patients with significant underlying liver disorders. Kaletra is contraindicated in patients with severe liver impairment (see section 4.3). Patients with chronic hepatitis B or C and treated with combination antiretroviral therapy are at an increased risk for severe and potentially fatal hepatic adverse reactions. In case of concomitant antiviral therapy for hepatitis B or C, please refer to the relevant product information for these medicinal products.

Patients with pre-existing liver dysfunction including chronic hepatitis have an increased frequency of liver function abnormalities during combination antiretroviral therapy and should be monitored according to standard practice. If there is evidence of worsening liver disease in such patients, interruption or discontinuation of treatment should be considered.

Elevated transaminases with or without elevated bilirubin levels have been reported in HIV-1 mono-infected and in individuals treated for post-exposure prophylaxis as early as 7 days after the initiation of lopinavir/ritonavir in conjunction with other antiretroviral agents. In some cases the hepatic dysfunction was serious.

Appropriate laboratory testing should be conducted prior to initiating therapy with lopinavir/ritonavir and close monitoring should be performed during treatment.

Renal impairment

Since the renal clearance of lopinavir and ritonavir is negligible, increased plasma concentrations are not expected in patients with renal impairment. Because lopinavir and ritonavir are highly protein bound, it is unlikely that they will be significantly removed by haemodialysis or peritoneal dialysis.

Haemophilia

There have been reports of increased bleeding, including spontaneous skin haematomas and haemarthrosis in patients with haemophilia type A and B treated with protease inhibitors. In some patients additional factor VIII was given. In more than half of the reported cases, treatment with protease inhibitors was continued or reintroduced if treatment had been discontinued. A causal relationship had been evoked, although the mechanism of action had not been elucidated. Haemophiliac patients should therefore be made aware of the possibility of increased bleeding.

Pancreatitis

Cases of pancreatitis have been reported in patients receiving Kaletra, including those who developed hypertriglyceridaemia. In most of these cases patients have had a prior history of pancreatitis and/or concurrent therapy with other medicinal products associated with pancreatitis. Marked triglyceride elevation is a risk factor for development of pancreatitis. Patients with advanced HIV disease may be at risk of elevated triglycerides and pancreatitis.

Pancreatitis should be considered if clinical symptoms (nausea, vomiting, abdominal pain) or abnormalities in laboratory values (such as increased serum lipase or amylase values) suggestive of pancreatitis should occur. Patients who exhibit these signs or symptoms should be evaluated and Kaletra therapy should be suspended if a diagnosis of pancreatitis is made (see section 4.8).

Immune Reconstitution Inflammatory Syndrome

In HIV-infected patients with severe immune deficiency at the time of institution of combination antiretroviral therapy (CART), an inflammatory reaction to asymptomatic or residual opportunistic pathogens may arise and cause serious clinical conditions, or aggravation of symptoms. Typically, such reactions have been observed within the first few weeks or months of initiation of CART. Relevant examples are cytomegalovirus retinitis, generalised and/or focal mycobacterial infections, and *Pneumocystis jirovecii pneumonia*. Any inflammatory symptoms should be evaluated and treatment instituted when necessary.

Autoimmune disorders (such as Graves' disease and autoimmune hepatitis) have also been reported to occur in the setting of immune reconstitution; however, the reported time to onset is more variable and can occur many months after initiation of treatment.

Osteonecrosis

Although the etiology is considered to be multifactorial (including corticosteroid use, alcohol consumption, severe immunosuppression, higher body mass index), cases of osteonecrosis have been reported particularly in patients with advanced HIV-disease and/or long-term exposure to combination antiretroviral therapy (CART). Patients should be advised to seek medical advice if they experience joint aches and pain, joint stiffness or difficulty in movement.

PR interval prolongation

Lopinavir/ritonavir has been shown to cause modest asymptomatic prolongation of the PR interval in some healthy adult subjects. Rare reports of 2nd or 3rd degree atrioventricular block in patients with underlying structural heart disease and pre-existing conduction system abnormalities or in patients receiving drugs known to prolong the PR interval (such as verapamil or atazanavir) have been reported in patients receiving lopinavir/ritonavir. Kaletra should be used with caution in such patients (see section 5.1).

Weight and metabolic parameters

An increase in weight and in levels of blood lipids and glucose may occur during antiretroviral therapy. Such changes may in part be linked to disease control and life style. For lipids, there is in some cases evidence for a treatment effect, while for weight gain there is no strong evidence relating this to any particular treatment. For monitoring of blood lipids and glucose, reference is made to established HIV treatment guidelines. Lipid disorders should be managed as clinically appropriate.

Interactions with medicinal products

Kaletra contains lopinavir and ritonavir, both of which are inhibitors of the P450 isoform CYP3A. Kaletra is likely to increase plasma concentrations of medicinal products that are primarily metabolised by CYP3A. These increases of plasma concentrations of co-administered medicinal products could increase or prolong their therapeutic effect and adverse events (see sections 4.3 and 4.5).

Strong CYP3A4 inhibitors such as protease inhibitors may increase bedaquiline exposure which could potentially increase the risk of bedaquiline-related adverse reactions. Therefore, combination of bedaquiline with lopinavir/ritonavir should be avoided. However, if the benefit outweighs the risk, co-administration of bedaquiline with lopinavir/ritonavir must be done with caution. More frequent electrocardiogram monitoring and monitoring of transaminases is recommended (see section 4.5 and refer to the bedaquiline SmPC).

Co-administration of delamanid with a strong inhibitor of CYP3A (as lopinavir/ritonavir) may increase exposure to delamanid metabolite, which has been associated with QTc prolongation.

Therefore, if co-administration of delamanid with lopinavir/ritonavir is considered necessary, very frequent ECG monitoring throughout the full delamanid treatment period is recommended (see section 4.5 and refer to the delamanid SmPC).

Life-threatening and fatal drug interactions have been reported in patients treated with colchicine and strong inhibitors of CYP3A like ritonavir. Concomitant administration with colchicine is contraindicated in patients with renal and/or hepatic impairment (see sections 4.3 and 4.5).

The combination of Kaletra with:

- tadalafil, indicated for the treatment of pulmonary arterial hypertension, is not recommended (see section 4.5);
- riociguat is not recommended (see section 4.5);
- vorapaxar is not recommended (see section 4.5);
- fusidic acid in osteo-articular infections is not recommended (see section 4.5);
- salmeterol is not recommended (see section 4.5);
- rivaroxaban is not recommended (see section 4.5).

The combination of Kaletra with atorvastatin is not recommended. If the use of atorvastatin is considered strictly necessary, the lowest possible dose of atorvastatin should be administered with careful safety monitoring. Caution must also be exercised and reduced doses should be considered if Kaletra is used concurrently with rosuvastatin. If treatment with an HMG-CoA reductase inhibitor is indicated, pravastatin or fluvastatin is recommended (see section 4.5).

PDE5 inhibitors

Particular caution should be used when prescribing sildenafil or tadalafil for the treatment of erectile dysfunction in patients receiving Kaletra. Co-administration of Kaletra with these medicinal products is expected to substantially increase their concentrations and may result in associated adverse events such as hypotension, syncope, visual changes and prolonged erection (see section 4.5). Concomitant use of avanafil or vardenafil and lopinavir/ritonavir is contraindicated (see section 4.3). Concomitant use of sildenafil prescribed for the treatment of pulmonary arterial hypertension with Kaletra is contraindicated (see section 4.3).

Particular caution must be used when prescribing Kaletra and medicinal products known to induce QT interval prolongation such as: chlorpheniramine, quinidine, erythromycin, clarithromycin. Indeed, Kaletra could increase concentrations of the co-administered medicinal products and this may result in an increase of their associated cardiac adverse reactions. Cardiac events have been reported with Kaletra in preclinical studies; therefore, the potential cardiac effects of Kaletra cannot be currently ruled out (see sections 4.8 and 5.3).

Co-administration of Kaletra with rifampicin is not recommended. Rifampicin in combination with Kaletra causes large decreases in lopinavir concentrations which may in turn significantly decrease the lopinavir therapeutic effect. Adequate exposure to lopinavir/ritonavir may be achieved when a higher dose of Kaletra is used but this is associated with a higher risk of liver and gastrointestinal toxicity. Therefore, this co-administration should be avoided unless judged strictly necessary (see section 4.5).

Concomitant use of Kaletra and fluticasone or other glucocorticoids that are metabolised by CYP3A4, such as budesonide and triamcinolone, is not recommended unless the potential benefit of treatment outweighs the risk of systemic corticosteroid effects, including Cushing's syndrome and adrenal suppression (see section 4.5).

Other

Patients taking the oral solution, particularly those with renal impairment or with decreased ability to metabolise propylene glycol (e.g. those of Asian origin), should be monitored for adverse reactions potentially related to propylene glycol toxicity (i.e. seizures, stupor, tachycardia, hyperosmolarity, lactic acidosis, renal toxicity, haemolysis) (see section 4.3).

Kaletra is not a cure for HIV infection or AIDS. People taking Kaletra may still develop infections or other illnesses associated with HIV disease and AIDS.

Besides propylene glycol as described above, Kaletra oral solution contains alcohol (42% v/v) which is potentially harmful for those suffering from liver disease, alcoholism, epilepsy, brain injury or disease as well as for pregnant women and children. It may modify or increase the effects of other medicines. Kaletra oral solution contains up to 0.8 g of fructose per dose when taken according to the dosage recommendations. This may be unsuitable in hereditary fructose intolerance. Kaletra oral solution contains up to 0.3 g of glycerol per dose. Only at high inadvertent doses, it can cause headache and gastrointestinal upset. Furthermore, polyoxol 40 hydrogenated castor oil and potassium present in Kaletra oral solution may cause only at high inadvertent doses gastrointestinal upset. Patients on a low potassium diet should be cautioned.

Particular risk of toxicity in relation to the amount of alcohol and propylene glycol contained in Kaletra oral solution

Healthcare professionals should be aware that Kaletra oral solution is highly concentrated and contains 42.4% alcohol (v/v) and 15.3% propylene glycol (w/v). Each 1 ml of Kaletra oral solution contains 356.3 mg of alcohol and 152.7 mg of propylene glycol.

Special attention should be given to accurate calculation of the dose of Kaletra, transcription of the medication order, dispensing information and dosing instructions to minimize the risk for medication errors and overdose. This is especially important for infants and young children.

Total amounts of alcohol and propylene glycol from all medicines that are to be given to infants should be taken into account in order to avoid toxicity from these excipients. Infants should be monitored closely for toxicity related to Kaletra oral solution including: hyperosmolality, with or without lactic acidosis, renal toxicity, central nervous system (CNS) depression (including stupor, coma, and apnea), seizures, hypotonia, cardiac arrhythmias and ECG changes, and hemolysis. Postmarketing life-threatening cases of cardiac toxicity (including complete atrioventricular (AV) block, bradycardia, and cardiomyopathy), lactic acidosis, acute renal failure, CNS depression and respiratory complications leading to death have been reported, predominantly in preterm neonates receiving Kaletra oral solution (see sections 4.3 and 4.9).

Based on the findings in a paediatric study (observed exposures were approximately 35% AUC₁₂ and 75% lower C_{min} than in adults), young children from 14 days to 3 months could have sub-optimal exposure with a potential risk of inadequate virologic suppression and emergence of resistance (see section 5.2).

Because Kaletra oral solution contains alcohol, it is not recommended for use with polyurethane feeding tubes due to potential incompatibility.

Sodium

This medicine contains less than 1 mmol sodium (23 mg) per 1 ml, that is to say essentially 'sodium-free'.

4.5 Interaction with other medicinal products and other forms of interaction

Kaletra contains lopinavir and ritonavir, both of which are inhibitors of the P450 isoform CYP3A *in vitro*. Co-administration of Kaletra and medicinal products primarily metabolised by CYP3A may result in increased plasma concentrations of the other medicinal product, which could increase or prolong its therapeutic and adverse reactions. Kaletra does not inhibit CYP2D6, CYP2C9, CYP2C19, CYP2E1, CYP2B6 or CYP1A2 at clinically relevant concentrations (see section 4.3).

Kaletra has been shown *in vivo* to induce its own metabolism and to increase the biotransformation of some medicinal products metabolised by cytochrome P450 enzymes (including CYP2C9 and

CYP2C19) and by glucuronidation. This may result in lowered plasma concentrations and potential decrease of efficacy of co-administered medicinal products.

Medicinal products that are contraindicated specifically due to the expected magnitude of interaction and potential for serious adverse events are listed in section 4.3.

Known and theoretical interactions with selected antiretrovirals and non-antiretroviral medicinal products are listed in the table below. This list is not intended to be inclusive or comprehensive. Individual SmPCs should be consulted.

Interaction table

Interactions between Kaletra and co-administered medicinal products are listed in the table below (increase is indicated as “↑”, decrease as “↓”, no change as “↔”, once daily as “QD”, twice daily as “BID” and three times daily as “TID”).

Unless otherwise stated, studies detailed below have been performed with the recommended dosage of lopinavir/ritonavir (i.e. 400/100 mg twice daily).

Co-administered drug by therapeutic area	Effects on drug levels	Clinical recommendation concerning co-administration with Kaletra
	Geometric Mean Change (%) in AUC, C _{max} , C _{min}	
	Mechanism of interaction	
<i>Antiretroviral Agents</i>		
<i>Nucleoside/Nucleotide reverse transcriptase inhibitors (NRTIs)</i>		
Stavudine, Lamivudine	Lopinavir: ↔	No dose adjustment necessary.
Abacavir, Zidovudine	Abacavir, Zidovudine: Concentrations may be reduced due to increased glucuronidation by lopinavir/ritonavir.	The clinical significance of reduced abacavir and zidovudine concentrations is unknown.
Tenofovir disoproxil fumarate (DF), 300 mg QD (equivalent to 245 mg tenofovir disoproxil)	Tenofovir: AUC: ↑ 32% C _{max} : ↔ C _{min} : ↑ 51% Lopinavir: ↔	No dose adjustment necessary. Higher tenofovir concentrations could potentiate tenofovir associated adverse events, including renal disorders.
<i>Non-nucleoside reverse transcriptase inhibitors (NNRTIs)</i>		
Efavirenz, 600 mg QD	Lopinavir: AUC: ↓ 20% C _{max} : ↓ 13% C _{min} : ↓ 42%	The Kaletra tablets dosage should be increased to 500/125 mg twice daily when co-administered with efavirenz.
Efavirenz, 600 mg QD (Lopinavir/ritonavir 500/125 mg BID)	Lopinavir: ↔ (Relative to 400/100 mg BID administered alone)	
Nevirapine, 200 mg BID	Lopinavir: AUC: ↓ 27% C _{max} : ↓ 19% C _{min} : ↓ 51%	The Kaletra tablets dosage should be increased to 500/125 mg twice daily when co-administered with nevirapine.
Etravirine (Lopinavir/ritonavir tablet 400/100 mg BID)	Etravirine: AUC: ↓ 35% C _{min} : ↓ 45% C _{max} : ↓ 30%	No dose adjustment necessary

	Lopinavir: AUC: ↔ C _{min} : ↓ 20% C _{max} : ↔	
Rilpivirine (Lopinavir/ritonavir capsule 400/100 mg BID)	Rilpivirine: AUC: ↑ 52% C _{min} : ↑ 74% C _{max} : ↑ 29% Lopinavir: AUC: ↔ C _{min} : ↓ 11% C _{max} : ↔ (inhibition of CYP3A enzymes)	Concomitant use of Kaletra with rilpivirine causes an increase in the plasma concentrations of rilpivirine, but no dose adjustment is required.
<i>HIV CCR5 – antagonist</i>		
Maraviroc	Maraviroc: AUC: ↑ 295% C _{max} : ↑ 97% Due to CYP3A inhibition by lopinavir/ritonavir.	The dose of maraviroc should be decreased to 150 mg twice daily during co-administration with Kaletra 400/100 mg twice daily.
<i>Integrase inhibitor</i>		
Raltegravir	Raltegravir: AUC: ↔ C _{max} : ↔ C ₁₂ : ↓ 30% Lopinavir: ↔	No dose adjustment necessary
<i>Co-administration with other HIV protease inhibitors (PIs)</i> According to current treatment guidelines, dual therapy with protease inhibitors is generally not recommended.		
Fosamprenavir/ ritonavir (700/100 mg BID) (Lopinavir/ritonavir 400/100 mg BID) or Fosamprenavir (1400 mg BID) (Lopinavir/ritonavir 533/133 mg BID)	Fosamprenavir: Amprenavir concentrations are significantly reduced.	Co-administration of increased doses of fosamprenavir (1400 mg BID) with Kaletra (533/133 mg BID) to protease inhibitor-experienced patients resulted in a higher incidence of gastrointestinal adverse events and elevations in triglycerides with the combination regimen without increases in virological efficacy, when compared with standard doses of fosamprenavir/ritonavir. Concomitant administration of these medicinal products is not recommended.
Indinavir, 600 mg BID	Indinavir: AUC: ↔ C _{min} : ↑ 3.5-fold C _{max} : ↓ (relative to indinavir 800 mg TID alone) Lopinavir: ↔ (relative to historical comparison)	The appropriate doses for this combination, with respect to efficacy and safety, have not been established.
Saquinavir 1000 mg BID	Saquinavir: ↔	No dose adjustment necessary.

Tipranavir/ritonavir (500/100 mg BID)	Lopinavir: AUC: ↓ 55% C _{min} : ↓ 70% C _{max} : ↓ 47%	Concomitant administration of these medicinal products is not recommended.
<i>Acid reducing agents</i>		
Omeprazole (40 mg QD)	Omeprazole: ↔ Lopinavir: ↔	No dose adjustment necessary
Ranitidine (150 mg single dose)	Ranitidine: ↔	No dose adjustment necessary
<i>Alpha₁ adrenoreceptor antagonist</i>		
Alfuzosin	Alfuzosin: Due to CYP3A inhibition by lopinavir/ritonavir, concentrations of alfuzosin are expected to increase.	Concomitant administration of Kaletra and alfuzosin is contraindicated (see section 4.3) as alfuzosin-related toxicity, including hypotension, may be increased.
<i>Analgesics</i>		
Fentanyl	Fentanyl: Increased risk of side-effects (respiratory depression, sedation) due to higher plasma concentrations because of CYP3A4 inhibition by lopinavir/ritonavir.	Careful monitoring of adverse effects (notably respiratory depression but also sedation) is recommended when fentanyl is concomitantly administered with Kaletra.
<i>Antianginal</i>		
Ranolazine	Due to CYP3A inhibition by lopinavir/ritonavir, concentrations of ranolazine are expected to increase.	The concomitant administration of Kaletra and ranolazine is contraindicated (see section 4.3).
<i>Antiarrhythmics</i>		
Amiodarone, Dronedarone	Amiodarone, Dronedarone: Concentrations may be increased due to CYP3A4 inhibition by lopinavir/ritonavir.	Concomitant administration of Kaletra and amiodarone or dronedarone is contraindicated (see section 4.3) as the risk of arrhythmias or other serious adverse reactions may be increased.
Digoxin	Digoxin: Plasma concentrations may be increased due to P-glycoprotein inhibition by lopinavir/ritonavir. The increased digoxin level may lessen over time as P-gp induction develops.	Caution is warranted and therapeutic drug monitoring of digoxin concentrations, if available, is recommended in case of co-administration of Kaletra and digoxin. Particular caution should be used when prescribing Kaletra in patients taking digoxin as the acute inhibitory effect of ritonavir on P-gp is expected to significantly increase digoxin levels. Initiation of digoxin in patients already taking Kaletra is likely to result in lower than expected increases of digoxin concentrations.
Bepridil, Systemic Lidocaine, and Quinidine	Bepridil, Systemic Lidocaine, Quinidine:	Caution is warranted and therapeutic drug concentration

	Concentrations may be increased when co-administered with lopinavir/ritonavir.	monitoring is recommended when available.
<i>Antibiotics</i>		
Clarithromycin	Clarithromycin: Moderate increases in clarithromycin AUC are expected due to CYP3A inhibition by lopinavir/ritonavir.	For patients with renal impairment (CrCL < 30 ml/min) dose reduction of clarithromycin should be considered (see section 4.4). Caution should be exercised in administering clarithromycin with Kaletra to patients with impaired hepatic or renal function.
<i>Anticancer agents and kinase inhibitors</i>		
Abemaciclib	Serum concentrations may be increased due to CYP3A inhibition by ritonavir.	Co-administration of abemaciclib and Kaletra should be avoided. If this co-administration is judged unavoidable, refer to the abemaciclib SmPC for dosage adjustment recommendations. Monitor for ADRs related to abemaciclib.
Apalutamide	Apalutamide is a moderate to strong CYP3A4 inducer and this may lead to a decreased exposure of lopinavir/ritonavir. Serum concentrations of apalutamide may be increased due to CYP3A inhibition by lopinavir/ritonavir.	Decreased exposure of Kaletra may result in potential loss of virological response. In addition, co-administration of apalutamide and Kaletra may lead to serious adverse events including seizure due to higher apalutamide levels. Concomitant use of Kaletra with apalutamide is not recommended.
Afatinib (Ritonavir 200 mg twice daily)	Afatinib: AUC: ↑ C _{max} : ↑ The extent of increase depends on the timing of ritonavir administration. Due to BCRP (breast cancer resistance protein/ABCG2) and acute P-gp inhibition by lopinavir/ritonavir.	Caution should be exercised in administering afatinib with Kaletra. Refer to the afatinib SmPC for dosage adjustment recommendations. Monitor for ADRs related to afatinib.
Ceritinib	Serum concentrations may be increased due to CYP3A and P-gp inhibition by lopinavir/ritonavir.	Caution should be exercised in administering ceritinib with Kaletra. Refer to the ceritinib SmPC for dosage adjustment recommendations. Monitor for ADRs related to ceritinib.

Most tyrosine kinase inhibitors such as dasatinib and nilotinib, vincristine, vinblastine	Most tyrosine kinase inhibitors such as dasatinib and nilotinib, also vincristine and vinblastine: Risk of increased adverse events due to higher serum concentrations because of CYP3A4 inhibition by lopinavir/ritonavir.	Careful monitoring of the tolerance of these anticancer agents.
Encorafenib	Serum concentrations may be increased due to CYP3A inhibition by lopinavir/ritonavir.	Co-administration of encorafenib with Kaletra may increase encorafenib exposure which may increase the risk of toxicity, including the risk of serious adverse events such as QT interval prolongation. Co-administration of encorafenib and Kaletra should be avoided. If the benefit is considered to outweigh the risk and Kaletra must be used, patients should be carefully monitored for safety.
Fostamatinib	Increase in fostamatinib metabolite R406 exposure.	Co-administration of fostamatinib with Kaletra may increase fostamatinib metabolite R406 exposure resulting in dose-related adverse events such as hepatotoxicity, neutropenia, hypertension, or diarrhoea. Refer to the fostamatinib SmPC for dose reduction recommendations if such events occur.
Ibrutinib	Serum concentrations may be increased due to CYP3A inhibition by lopinavir/ritonavir.	Co-administration of ibrutinib and Kaletra may increase ibrutinib exposure which may increase the risk of toxicity including risk of tumor lysis syndrome. Co-administration of ibrutinib and Kaletra should be avoided. If the benefit is considered to outweigh the risk and Kaletra must be used, reduce the ibrutinib dose to 140 mg and monitor patient closely for toxicity.
Neratinib	Serum concentrations may be increased due to CYP3A inhibition by ritonavir.	Concomitant use of neratinib with Kaletra is contraindicated due to serious and/or life-threatening potential reactions including hepatotoxicity (see section 4.3).
Venetoclax	Due to CYP3A inhibition by lopinavir/ritonavir.	Serum concentrations may be increased due to CYP3A inhibition by lopinavir/ritonavir, resulting in increased risk of tumor lysis syndrome at the dose initiation and during the ramp-up phase (see section 4.3 and refer to the venetoclax SmPC).

		For patients who have completed the ramp-up phase and are on a steady daily dose of venetoclax, reduce the venetoclax dose by at least 75% when used with strong CYP3A inhibitors (refer to the venetoclax SmPC for dosing instructions). Patients should be closely monitored for signs related to venetoclax toxicities.
<i>Anticoagulants</i>		
Warfarin	Warfarin: Concentrations may be affected when co-administered with lopinavir/ritonavir due to CYP2C9 induction.	It is recommended that INR (international normalised ratio) be monitored.
Rivaroxaban (Ritonavir 600 mg twice daily)	Rivaroxaban: AUC: ↑ 153% C _{max} : ↑ 55% Due to CYP3A and P-gp inhibition by lopinavir/ritonavir.	Co-administration of rivaroxaban and Kaletra may increase rivaroxaban exposure which may increase the risk of bleeding. The use of rivaroxaban is not recommended in patients receiving concomitant treatment with Kaletra (see section 4.4).
Dabigatran etexilate, Edoxaban	Dabigatran etexilate, Edoxaban: Serum concentrations may be increased due to P-gp inhibition by lopinavir/ritonavir.	Clinical monitoring and/or dose reduction of the direct oral anticoagulants (DOAC) should be considered when a DOAC transported by P-gp but not metabolised by CYP3A4, including dabigatran etexilate and edoxaban, is co-administered with Kaletra.
Vorapaxar	Serum concentrations may be increased due to CYP3A inhibition by lopinavir/ritonavir.	The co-administration of vorapaxar with Kaletra is not recommended (see section 4.4 and refer to the vorapaxar SmPC).
<i>Anticonvulsants</i>		
Phenytoin	Phenytoin: Steady-state concentrations was moderately decreased due to CYP2C9 and CYP2C19 induction by lopinavir/ritonavir. Lopinavir: Concentrations are decreased due to CYP3A induction by phenytoin.	Caution should be exercised in administering phenytoin with Kaletra. Phenytoin levels should be monitored when co-administering with Kaletra. When co-administered with phenytoin, an increase of Kaletra dosage may be envisaged. Dose adjustment has not been evaluated in clinical practice.
Carbamazepine and Phenobarbital	Carbamazepine: Serum concentrations may be increased due to CYP3A inhibition by lopinavir/ritonavir.	Caution should be exercised in administering carbamazepine or phenobarbital with Kaletra.

	<p>Lopinavir: Concentrations may be decreased due to CYP3A induction by carbamazepine and phenobarbital.</p>	<p>Carbamazepine and phenobarbital levels should be monitored when co-administering with Kaletra.</p> <p>When co-administered with carbamazepine or phenobarbital, an increase of Kaletra dosage may be envisaged. Dose adjustment has not been evaluated in clinical practice</p>
Lamotrigine and Valproate	<p>Lamotrigine: AUC: ↓ 50% C_{max}: ↓ 46% C_{min}: ↓ 56%</p> <p>Due to induction of lamotrigine glucuronidation</p> <p>Valproate: ↓</p>	<p>Patients should be monitored closely for a decreased VPA effect when Kaletra and valproic acid or valproate are given concomitantly.</p> <p><u>In patients starting or stopping Kaletra while currently taking maintenance dose of lamotrigine:</u> lamotrigine dose may need to be increased if Kaletra is added, or decreased if Kaletra is discontinued; therefore plasma lamotrigine monitoring should be conducted, particularly before and during 2 weeks after starting or stopping Kaletra, in order to see if lamotrigine dose adjustment is needed.</p> <p><u>In patients currently taking Kaletra and starting lamotrigine:</u> no dose adjustments to the recommended dose escalation of lamotrigine should be necessary.</p>
<i>Antidepressants and Anxiolytics</i>		
<p>Trazodone single dose (Ritonavir, 200 mg BID)</p>	<p>Trazodone: AUC: ↑ 2.4-fold</p> <p>Adverse events of nausea, dizziness, hypotension and syncope were observed following co-administration of trazodone and ritonavir.</p>	<p>It is unknown whether the combination of Kaletra causes a similar increase in trazodone exposure. The combination should be used with caution and a lower dose of trazodone should be considered.</p>
<i>Antifungals</i>		
Ketoconazole and Itraconazole	<p>Ketoconazole, Itraconazole: Serum concentrations may be increased due to CYP3A inhibition by lopinavir/ritonavir.</p>	<p>High doses of ketoconazole and itraconazole (> 200 mg/day) are not recommended.</p>
Voriconazole	<p>Voriconazole: Concentrations may be decreased.</p>	<p>Co-administration of voriconazole and low dose ritonavir (100 mg BID) as contained in Kaletra should be avoided unless an assessment of the benefit/risk to patient justifies the use of voriconazole.</p>

<i>Anti-gout agents</i>		
Colchicine single dose (Ritonavir 200 mg twice daily)	Colchicine: AUC: ↑ 3-fold C _{max} : ↑ 1.8-fold Due to P-gp and/or CYP3A4 inhibition by ritonavir.	Concomitant administration of Kaletra with colchicine in patients with renal and/or hepatic impairment is contraindicated due to a potential increase of colchicine-related serious and/or life-threatening reactions such as neuromuscular toxicity (including rhabdomyolysis) (see sections 4.3 and 4.4). A reduction in colchicine dosage or an interruption of colchicine treatment is recommended in patients with normal renal or hepatic function if treatment with Kaletra is required. Refer to colchicine prescribing information.
<i>Antihistamines</i>		
Astemizole Terfenadine	Serum concentrations may be increased due to CYP3A inhibition by lopinavir/ritonavir.	Concomitant administration of Kaletra and astemizole and terfenadine is contraindicated as it may increase the risk of serious arrhythmias from these agents (see section 4.3).
<i>Anti-infectives</i>		
Fusidic acid	Fusidic acid: Concentrations may be increased due to CYP3A inhibition by lopinavir/ritonavir.	Concomitant administration of Kaletra with fusidic acid is contraindicated in dermatological indications due to the increased risk of adverse events related to fusidic acid, notably rhabdomyolysis (see section 4.3). When used for osteo-articular infections, where the co-administration is unavoidable, close clinical monitoring for muscular adverse events is strongly recommended (see section 4.4).
<i>Antimycobacterials</i>		
Bedaquiline (single dose) (Lopinavir/ritonavir 400/100 mg BID, multiple dose)	Bedaquiline: AUC: ↑ 22% C _{max} : ↔ A more pronounced effect on bedaquiline plasma exposures may be observed during prolonged co-administration with lopinavir/ritonavir. CYP3A4 inhibition likely due to lopinavir/ritonavir.	Due to the risk of bedaquiline related adverse events, the combination of bedaquiline and Kaletra should be avoided. If the benefit outweighs the risk, co-administration of bedaquiline with Kaletra must be done with caution. More frequent electrocardiogram monitoring and monitoring of transaminases is recommended (see section 4.4 and refer to the bedaquiline SmPC).

<p>Delamanid (100 mg BID)</p> <p>(Lopinavir/ritonavir 400/100 mg BID)</p>	<p>Delamanid: AUC: ↑ 22%</p> <p>DM-6705 (delamanid active metabolite): AUC: ↑ 30%</p> <p>A more pronounced effect on DM-6705 exposure may be observed during prolonged co-administration with lopinavir/ritonavir.</p>	<p>Due to the risk of QTc prolongation associated with DM-6705, if co-administration of delamanid with Kaletra is considered necessary, very frequent ECG monitoring throughout the full delamanid treatment period is recommended (see section 4.4 and refer to the delamanid SmPC).</p>
<p>Rifabutin, 150 mg QD</p>	<p>Rifabutin (parent drug and active 25-O-desacetyl metabolite): AUC: ↑ 5.7-fold C_{max}: ↑ 3.5-fold</p>	<p>When given with Kaletra the recommended dose of rifabutin is 150 mg 3 times per week on set days (for example Monday-Wednesday-Friday). Increased monitoring for rifabutin-associated adverse reactions including neutropenia and uveitis is warranted due to an expected increase in exposure to rifabutin. Further dosage reduction of rifabutin to 150 mg twice weekly on set days is recommended for patients in whom the 150 mg dose 3 times per week is not tolerated. It should be kept in mind that the twice weekly dosage of 150 mg may not provide an optimal exposure to rifabutin thus leading to a risk of rifamycin resistance and a treatment failure. No dose adjustment is needed for Kaletra.</p>

Rifampicin	Lopinavir: Large decreases in lopinavir concentrations may be observed due to CYP3A induction by rifampicin.	Co-administration of Kaletra with rifampicin is not recommended as the decrease in lopinavir concentrations may in turn significantly decrease the lopinavir therapeutic effect. A dose adjustment of Kaletra 400 mg/400 mg (i.e. Kaletra 400/100 mg + ritonavir 300 mg) twice daily has allowed compensating for the CYP 3A4 inducer effect of rifampicin. However, such a dose adjustment might be associated with ALT/AST elevations and with increase in gastrointestinal disorders. Therefore, this co-administration should be avoided unless judged strictly necessary. If this co-administration is judged unavoidable, increased dose of Kaletra at 400 mg/400 mg twice daily may be administered with rifampicin under close safety and therapeutic drug monitoring. The Kaletra dose should be titrated upward only after rifampicin has been initiated (see section 4.4).
<i>Antipsychotics</i>		
Lurasidone	Due to CYP3A inhibition by lopinavir/ritonavir, concentrations of lurasidone are expected to increase.	The concomitant administration with lurasidone is contraindicated (see section 4.3).
Pimozide	Due to CYP3A inhibition by lopinavir/ritonavir, concentrations of pimozide are expected to increase.	Concomitant administration of Kaletra and pimozide is contraindicated as it may increase the risk of serious haematologic abnormalities or other serious adverse effects from this agent (see section 4.3)
Quetiapine	Due to CYP3A inhibition by lopinavir/ritonavir, concentrations of quetiapine are expected to increase.	Concomitant administration of Kaletra and quetiapine is contraindicated as it may increase quetiapine-related toxicity.

<i>Benzodiazepines</i>		
Midazolam	<p>Oral Midazolam: AUC: ↑ 13-fold</p> <p>Parenteral Midazolam: AUC: ↑ 4-fold</p> <p>Due to CYP3A inhibition by lopinavir/ritonavir</p>	<p>Kaletra must not be co-administered with oral midazolam (see section 4.3), whereas caution should be used with co-administration of Kaletra and parenteral midazolam. If Kaletra is co-administered with parenteral midazolam, it should be done in an intensive care unit (ICU) or similar setting which ensures close clinical monitoring and appropriate medical management in case of respiratory depression and/or prolonged sedation. Dosage adjustment for midazolam should be considered especially if more than a single dose of midazolam is administered.</p>
<i>Beta₂-adrenoceptor agonist (long acting)</i>		
Salmeterol	<p>Salmeterol: Concentrations are expected to increase due to CYP3A inhibition by lopinavir/ritonavir.</p>	<p>The combination may result in increased risk of cardiovascular adverse events associated with salmeterol, including QT prolongation, palpitations and sinus tachycardia. Therefore, concomitant administration of Kaletra with salmeterol is not recommended (see section 4.4).</p>
<i>Calcium channel blockers</i>		
Felodipine, Nifedipine, and Nicardipine	<p>Felodipine, Nifedipine, Nicardipine: Concentrations may be increased due to CYP3A inhibition by lopinavir/ritonavir.</p>	<p>Clinical monitoring of therapeutic and adverse effects is recommended when these medicines are concomitantly administered with Kaletra.</p>
<i>Corticosteroids</i>		
Dexamethasone	<p>Lopinavir: Concentrations may be decreased due to CYP3A induction by dexamethasone.</p>	<p>Clinical monitoring of antiviral efficacy is recommended when these medicines are concomitantly administered with Kaletra.</p>

Inhaled, injectable or intranasal fluticasone propionate, budesonide, triamcinolone	Fluticasone propionate, 50 µg intranasal 4 times daily: Plasma concentrations ↑ Cortisol levels ↓ 86%	Greater effects may be expected when fluticasone propionate is inhaled. Systemic corticosteroid effects including Cushing's syndrome and adrenal suppression have been reported in patients receiving ritonavir and inhaled or intranasally administered fluticasone propionate; this could also occur with other corticosteroids metabolised via the P450 3A pathway e.g. budesonide and triamcinolone. Consequently, concomitant administration of Kaletra and these glucocorticoids is not recommended unless the potential benefit of treatment outweighs the risk of systemic corticosteroid effects (see section 4.4). A dose reduction of the glucocorticoid should be considered with close monitoring of local and systemic effects or a switch to a glucocorticoid, which is not a substrate for CYP3A4 (e.g. beclomethasone). Moreover, in case of withdrawal of glucocorticoids progressive dose reduction may have to be performed over a longer period.
<i>Phosphodiesterase(PDE5) inhibitors</i>		
Avanafil (ritonavir 600 mg BID)	Avanafil: AUC: ↑ 13-fold Due to CYP3A inhibition by lopinavir/ritonavir.	The use of avanafil with Kaletra is contraindicated (see section 4.3).

Tadalafil	Tadalafil: AUC: ↑ 2-fold Due to CYP3A4 inhibition by lopinavir/ritonavir.	<u>For the treatment of pulmonary arterial hypertension:</u> Co-administration of Kaletra with sildenafil is contraindicated (see section 4.3). Co-administration of Kaletra with tadalafil is not recommended.
Sildenafil	Sildenafil: AUC: ↑ 11-fold Due to CYP3A inhibition by lopinavir/ritonavir.	<u>For erectile dysfunction:</u> Particular caution must be used when prescribing sildenafil or tadalafil in patients receiving Kaletra with increased monitoring for adverse events including hypotension, syncope, visual changes and prolonged erection (see section 4.4). When co-administered with Kaletra, sildenafil doses must not exceed 25 mg in 48 hours and tadalafil doses must not exceed 10 mg every 72 hours
Vardenafil	Vardenafil: AUC: ↑ 49-fold Due to CYP3A inhibition by lopinavir/ritonavir.	The use of vardenafil with Kaletra is contraindicated (see section 4.3).
<i>Ergot alkaloids</i>		
Dihydroergotamine, ergonovine, ergotamine, methylergonovine	Serum concentrations may be increased due to CYP3A inhibition by lopinavir/ritonavir.	Concomitant administration of Kaletra and ergot alkaloids are contraindicated as it may lead to acute ergot toxicity, including vasospasm and ischaemia (see section 4.3).
<i>GI motility agent</i>		
Cisapride	Serum concentrations may be increased due to CYP3A inhibition by lopinavir/ritonavir.	Concomitant administration of Kaletra and cisapride is contraindicated as it may increase the risk of serious arrhythmias from this agent (see section 4.3).
<i>HCV direct acting antivirals</i>		
Elbasvir/grazoprevir (50/200 mg QD)	Elbasvir: AUC: ↑ 2.71-fold C _{max} : ↑ 1.87-fold C ₂₄ : ↑ 3.58-fold Grazoprevir: AUC: ↑ 11.86-fold C _{max} : ↑ 6.31-fold C ₂₄ : ↑ 20.70-fold (combinations of mechanisms including CYP3A inhibition) Lopinavir: ↔	Concomitant administration of elbasvir/grazoprevir with Kaletra is contraindicated (see section 4.3).

Glecaprevir/pibrentasvir	Serum concentrations may be increased due to P-glycoprotein, BCRP and OATP1B inhibition by lopinavir/ritonavir.	Concomitant administration of glecaprevir/pibrentasvir and Kaletra is not recommended due to an increased risk of ALT elevations associated with increased glecaprevir exposure.
Ombitasvir/paritaprevir/ritonavir + dasabuvir (25/150/100 mg QD + 400 mg BID) Lopinavir/ritonavir 400/100 mg BID	Ombitasvir: ↔ Paritaprevir: AUC: ↑ 2.17-fold C _{max} : ↑ 2.04-fold C _{trough} : ↑ 2.36-fold (inhibition of CYP3A/efflux transporters) Dasabuvir: ↔ Lopinavir: ↔	Co-administration is contraindicated. Lopinavir/ritonavir 800/200 mg QD was administered with ombitasvir/paritaprevir/ritonavir with or without dasabuvir. The effect on DAAs and lopinavir was similar to that observed when lopinavir/ritonavir 400/100 mg BID was administered (see section 4.3).
Ombitasvir/paritaprevir/ritonavir (25/150/100 mg QD) Lopinavir/ritonavir 400/100 mg BID	Ombitasvir: ↔ Paritaprevir: AUC: ↑ 6.10-fold C _{max} : ↑ 4.76-fold C _{trough} : ↑ 12.33-fold (inhibition of CYP3A/efflux transporters) Lopinavir: ↔	
Sofosbuvir/velpatasvir/voxilaprevir	Serum concentrations of sofosbuvir, velpatasvir and voxilaprevir may be increased due to P-glycoprotein, BCRP and OATP1B1/3 inhibition by lopinavir/ritonavir. However, only the increase in voxilaprevir exposure is considered clinically relevant.	It is not recommended to co-administer Kaletra and sofosbuvir/velpatasvir/voxilaprevir.
<i>HCV protease inhibitors</i>		
Simeprevir 200 mg daily (ritonavir 100 mg BID)	Simeprevir: AUC: ↑ 7.2-fold C _{max} : ↑ 4.7-fold C _{min} : ↑ 14.4-fold	It is not recommended to co-administer Kaletra and simeprevir.

<i>Herbal products</i>		
St John's wort (<i>Hypericum perforatum</i>)	Lopinavir: Concentrations may be reduced due to induction of CYP3A by the herbal preparation St John's wort.	Herbal preparations containing St John's wort must not be combined with lopinavir and ritonavir. If a patient is already taking St John's wort, stop St John's wort and if possible check viral levels. Lopinavir and ritonavir levels may increase on stopping St John's wort. The dose of Kaletra may need adjusting. The inducing effect may persist for at least 2 weeks after cessation of treatment with St John's wort (see section 4.3). Therefore, Kaletra can be started safely 2 weeks after cessation of St John's wort.
<i>Immunosuppressants</i>		
Cyclosporin, Sirolimus (rapamycin), and Tacrolimus	Cyclosporin, Sirolimus (rapamycin), Tacrolimus: Concentrations may be increased due to CYP3A inhibition by lopinavir/ritonavir.	More frequent therapeutic concentration monitoring is recommended until plasma levels of these products have been stabilised.
<i>Lipid lowering agents</i>		
Lovastatin and Simvastatin	Lovastatin, Simvastatin: Markedly increased plasma concentrations due to CYP3A inhibition by lopinavir/ritonavir.	Since increased concentrations of HMG-CoA reductase inhibitors may cause myopathy, including rhabdomyolysis, the combination of these agents with Kaletra is contraindicated (see section 4.3).
<i>Lipid-modifying agents</i>		
Lomitapide	CYP3A4 inhibitors increase the exposure of lomitapide, with strong inhibitors increasing exposure approximately 27-fold. Due to CYP3A inhibition by lopinavir/ritonavir, concentrations of lomitapide are expected to increase.	Concomitant use of Kaletra with lomitapide is contraindicated (see prescribing information for lomitapide) (see section 4.3).
Atorvastatin	Atorvastatin: AUC: ↑ 5.9-fold C _{max} : ↑ 4.7-fold Due to CYP3A inhibition by lopinavir/ritonavir.	The combination of Kaletra with atorvastatin is not recommended. If the use of atorvastatin is considered strictly necessary, the lowest possible dose of atorvastatin should be administered with careful safety monitoring (see section 4.4).
Rosuvastatin, 20 mg QD	Rosuvastatin: AUC: ↑ 2-fold C _{max} : ↑ 5-fold While rosuvastatin is poorly metabolised by CYP3A4, an increase of its plasma concentrations was observed. The mechanism of this interaction may result from inhibition of transport proteins.	Caution should be exercised and reduced doses should be considered when Kaletra is co-administered with rosuvastatin (see section 4.4).

Fluvastatin or Pravastatin	Fluvastatin, Pravastatin: No clinical relevant interaction expected. Pravastatin is not metabolised by CYP450. Fluvastatin is partially metabolised by CYP2C9.	If treatment with an HMG-CoA reductase inhibitor is indicated, fluvastatin or pravastatin is recommended.
<i>Opioids</i>		
Buprenorphine, 16 mg QD	Buprenorphine: ↔	No dose adjustment necessary.
Methadone	Methadone: ↓	Monitoring plasma concentrations of methadone is recommended.
<i>Oral contraceptives</i>		
Ethinyl Oestradiol	Ethinyl Oestradiol: ↓	In case of co-administration of Kaletra with contraceptives containing ethinyl oestradiol (whatever the contraceptive formulation e.g. oral or patch), additional methods of contraception must be used.
<i>Smoking cessation aids</i>		
Bupropion	Bupropion and its active metabolite, hydroxybupropion: AUC and C _{max} ↓ ~50% This effect may be due to induction of bupropion metabolism.	If the co-administration of Kaletra with bupropion is judged unavoidable, this should be done under close clinical monitoring for bupropion efficacy, without exceeding the recommended dosage, despite the observed induction.
<i>Thyroid hormone replacement therapy</i>		
Levothyroxine	Post-marketing cases have been reported indicating a potential interaction between ritonavir containing products and levothyroxine.	Thyroid-stimulating hormone (TSH) should be monitored in patients treated with levothyroxine at least the first month after starting and/or ending lopinavir/ritonavir treatment.
<i>Vasodilating agents</i>		
Bosentan	Lopinavir - ritonavir: Lopinavir/ritonavir plasma concentrations may decrease due to CYP3A4 induction by bosentan. Bosentan: AUC: ↑ 5-fold C _{max} : ↑ 6-fold Initially, bosentan C _{min} : ↑ by approximately 48-fold. Due to CYP3A4 inhibition by lopinavir/ritonavir.	Caution should be exercised in administering Kaletra with bosentan. When Kaletra is administered concomitantly with bosentan, the efficacy of the HIV therapy should be monitored and patients should be closely observed for bosentan toxicity, especially during the first week of co-administration.
Riociguat	Serum concentrations may be increased due to CYP3A and P-gp inhibition by lopinavir/ritonavir.	The co-administration of riociguat with Kaletra is not recommended (see section 4.4 and refer to riociguat SmPC).

<i>Other medicinal products</i>
Based on known metabolic profiles, clinically significant interactions are not expected between Kaletra and dapson, trimethoprim/sulfamethoxazole, azithromycin or fluconazole.

4.6 Fertility, pregnancy and lactation

Pregnancy

As a general rule, when deciding to use antiretroviral agents for the treatment of HIV infection in pregnant women and consequently for reducing the risk of HIV vertical transmission to the newborn, the animal data as well as the clinical experience in pregnant women should be taken into account in order to characterise the safety for the foetus.

Lopinavir/ritonavir has been evaluated in over 3000 women during pregnancy, including over 1000 during the first trimester.

In post-marketing surveillance through the Antiretroviral Pregnancy Registry, established since January 1989, an increased risk of birth defects exposures with Kaletra has not been reported among over 1000 women exposed during the first trimester. The prevalence of birth defects after any trimester exposure to lopinavir is comparable to the prevalence observed in the general population. No pattern of birth defects suggestive of a common etiology was seen. Studies in animals have shown reproductive toxicity (see section 5.3). Based on the data mentioned, the malformative risk is unlikely in humans. Lopinavir can be used during pregnancy if clinically needed.

Breast-feeding

Studies in rats revealed that lopinavir is excreted in the milk. It is not known whether this medicinal product is excreted in human milk. As a general rule, it is recommended that women living with HIV do not breast-feed their babies in order to avoid transmission of HIV.

Fertility

Animal studies have shown no effects on fertility. No human data on the effect of lopinavir/ritonavir on fertility are available.

4.7 Effects on ability to drive and use machines

No studies on the effects on the ability to drive and use machines have been performed. Patients should be informed that nausea has been reported during treatment with Kaletra (see section 4.8).

Kaletra oral solution contains approximately 42% v/v alcohol.

4.8 Undesirable effects

a. Summary of the safety profile

The safety of Kaletra has been investigated in over 2600 patients in Phase II-IV clinical trials, of which over 700 have received a dose of 800/200 mg (6 capsules or 4 tablets) once daily. Along with nucleoside reverse transcriptase inhibitors (NRTIs), in some studies, Kaletra was used in combination with efavirenz or nevirapine.

The most common adverse reactions related to Kaletra therapy during clinical trials were diarrhoea, nausea, vomiting, hypertriglyceridaemia and hypercholesterolemia. Diarrhoea, nausea and vomiting may occur at the beginning of the treatment while hypertriglyceridaemia and hypercholesterolemia may occur later. Treatment emergent adverse events led to premature study discontinuation for 7% of subjects from Phase II-IV studies.

It is important to note that cases of pancreatitis have been reported in patients receiving Kaletra, including those who developed hypertriglyceridaemia. Furthermore, rare increases in PR interval have been reported during Kaletra therapy (see section 4.4).

b. Tabulated list of adverse reactions

Adverse reactions from clinical trials and post-marketing experience in adult and paediatric patients:
The following events have been identified as adverse reactions. The frequency category includes all reported events of moderate to severe intensity, regardless of the individual causality assessment. The adverse reactions are displayed by system organ class. Within each frequency grouping, undesirable effects are presented in order of decreasing seriousness: very common ($\geq 1/10$), common ($\geq 1/100$ to $< 1/10$), uncommon ($\geq 1/1000$ to $< 1/100$), rare ($\geq 1/10,000$ to $< 1/1000$) and not known (cannot be estimated from the available data).

Undesirable effects in clinical studies and post-marketing in adult patients		
System organ class	Frequency	Adverse reaction
Infections and infestations	Very common	Upper respiratory tract infection
	Common	Lower respiratory tract infection, skin infections including cellulitis, folliculitis and furuncle
Blood and lymphatic system disorders	Common	Anaemia, leucopenia, neutropenia, lymphadenopathy
Immune system disorders	Common	Hypersensitivity including urticaria and angioedema
	Uncommon	Immune reconstitution inflammatory syndrome
Endocrine disorders	Uncommon	Hypogonadism
Metabolism and nutrition disorders	Common	Blood glucose disorders including diabetes mellitus, hypertriglyceridaemia, hypercholesterolemia, weight decreased, decreased appetite
	Uncommon	Weight increased, increased appetite
Psychiatric disorders	Common	Anxiety
	Uncommon	Abnormal dreams, libido decreased
Nervous system disorders	Common	Headache (including migraine), neuropathy (including peripheral neuropathy), dizziness, insomnia
	Uncommon	Cerebrovascular accident, convulsion, dysgeusia, ageusia, tremor
Eye disorders	Uncommon	Visual impairment
Ear and labyrinth disorders	Uncommon	Tinnitus, vertigo
Cardiac disorders	Uncommon	Atherosclerosis such as myocardial infarction ¹ , atrioventricular block, tricuspid valve incompetence
Vascular disorders	Common	Hypertension
	Uncommon	Deep vein thrombosis
Gastrointestinal disorders	Very common	Diarrhoea, nausea

	Common	Pancreatitis ¹ , vomiting, gastroesophageal reflux disease, gastroenteritis and colitis, abdominal pain (upper and lower), abdominal distension, dyspepsia, haemorrhoids, flatulence
	Uncommon	Gastrointestinal haemorrhage including gastrointestinal ulcer, duodenitis, gastritis and rectal haemorrhage, stomatitis and oral ulcers, faecal incontinence, constipation, dry mouth
Hepatobiliary disorders	Common	Hepatitis including AST, ALT and GGT increases
	Uncommon	Jaundice, hepatic steatosis, hepatomegaly, cholangitis, hyperbilirubinemia
Skin and subcutaneous tissue disorders	Common	Rash including maculopapular rash, dermatitis/rash including eczema and seborrheic dermatitis, night sweats, pruritus
	Uncommon	Alopecia, capillaritis, vasculitis
	Rare	Steven-Johnson syndrome, erythema multiforme
Musculoskeletal and connective tissue disorders	Common	Myalgia, musculoskeletal pain including arthralgia and back pain, muscle disorders such as weakness and spasms
	Uncommon	Rhabdomyolysis, osteonecrosis
Renal and urinary disorders	Uncommon	Creatinine clearance decreased, nephritis, haematuria
	Not known	Nephrolithiasis
Reproductive system and breast disorders	Common	Erectile dysfunction, menstrual disorders - amenorrhoea, menorrhagia
General disorders and administration site conditions	Common	Fatigue including asthenia

¹ See section 4.4: pancreatitis and lipids

c. Description of selected adverse reactions

Cushing's syndrome has been reported in patients receiving ritonavir and inhaled or intranasally administered fluticasone propionate; this could also occur with other corticosteroids metabolised via the P450 3A pathway e.g. budesonide (see section 4.4 and 4.5).

Increased creatine phosphokinase (CPK), myalgia, myositis, and rarely, rhabdomyolysis have been reported with protease inhibitors, particularly in combination with nucleoside reverse transcriptase inhibitors.

Metabolic parameters

Weight and levels of blood lipids and glucose may increase during antiretroviral therapy (see section 4.4).

In HIV-infected patients with severe immune deficiency at the time of initiation of combination antiretroviral therapy (CART), an inflammatory reaction to asymptomatic or residual opportunistic infections may arise. Autoimmune disorders (such as Graves' disease and autoimmune hepatitis) have

also been reported; however, the reported time to onset is more variable and can occur many months after initiation of treatment (see section 4.4).

Cases of osteonecrosis have been reported, particularly in patients with generally acknowledged risk factors, advanced HIV disease or long-term exposure to combination antiretroviral therapy (CART). The frequency of this is unknown (see section 4.4).

d. Paediatric populations

In children 14 days of age and older, the nature of the safety profile is similar to that seen in adults (see Table in section b).

Reporting of suspected adverse reactions

Reporting suspected adverse reactions after authorisation of the medicinal product is important. It allows continued monitoring of the benefit/risk balance of the medicinal product. Healthcare professionals are asked to report any suspected adverse reactions via the national reporting system listed in [Appendix V](#).

4.9 Overdose

To date, there is limited human experience of acute overdose with Kaletra.

Overdoses with Kaletra oral solution have been reported (including fatal outcome). The following events have been reported in association with unintended overdoses in preterm neonates: complete atrioventricular block, cardiomyopathy, lactic acidosis, and acute renal failure.

The adverse clinical signs observed in dogs included salivation, emesis and diarrhoea/abnormal stool. The signs of toxicity observed in mice, rats or dogs included decreased activity, ataxia, emaciation, dehydration and tremors.

There is no specific antidote for overdose with Kaletra. Treatment of overdose with Kaletra is to consist of general supportive measures including monitoring of vital signs and observation of the clinical status of the patient. If indicated, elimination of unabsorbed active substance is to be achieved by emesis or gastric lavage. Administration of activated charcoal may also be used to aid in removal of unabsorbed active substance. Since Kaletra is highly protein bound, dialysis is unlikely to be beneficial in significant removal of the active substance.

However, dialysis can remove both alcohol and propylene glycol in the case of overdose with Kaletra oral solution.

5. PHARMACOLOGICAL PROPERTIES

5.1 Pharmacodynamic properties

Pharmaco-therapeutic group: antivirals for systemic use, antivirals for treatment of HIV infections, combinations, ATC code: J05AR10

Mechanism of action

Lopinavir provides the antiviral activity of Kaletra. Lopinavir is an inhibitor of the HIV-1 and HIV-2 proteases. Inhibition of HIV protease prevents cleavage of the *gag-pol* polyprotein resulting in the production of immature, non-infectious virus.

Effects on the electrocardiogram

QTcF interval was evaluated in a randomised, placebo and active (moxifloxacin 400 mg once daily) controlled crossover study in 39 healthy adults, with 10 measurements over 12 hours on Day 3. The maximum mean (95% upper confidence bound) differences in QTcF from placebo were 3.6 (6.3) and

13.1(15.8) for 400/100 mg twice daily and supratherapeutic 800/200 mg twice daily LPV/r, respectively. The induced QRS interval prolongation from 6 ms to 9.5 ms with high dose lopinavir/ritonavir (800/200 mg twice daily) contributes to QT prolongation. The two regimens resulted in exposures on Day 3 which were approximately 1.5 and 3-fold higher than those observed with recommended once daily or twice daily LPV/r doses at steady state. No subject experienced an increase in QTcF of ≥ 60 ms from baseline or a QTcF interval exceeding the potentially clinically relevant threshold of 500 ms.

Modest prolongation of the PR interval was also noted in subjects receiving lopinavir/ritonavir in the same study on Day 3. The mean changes from baseline in PR interval ranged from 11.6 ms to 24.4 ms in the 12 hour interval post dose. Maximum PR interval was 286 ms and no second or third degree heart block was observed (see section 4.4).

Antiviral activity *in vitro*

The *in vitro* antiviral activity of lopinavir against laboratory and clinical HIV strains was evaluated in acutely infected lymphoblastic cell lines and peripheral blood lymphocytes, respectively. In the absence of human serum, the mean IC_{50} of lopinavir against five different HIV-1 laboratory strains was 19 nM. In the absence and presence of 50% human serum, the mean IC_{50} of lopinavir against HIV-1_{IIIB} in MT4 cells was 17 nM and 102 nM, respectively. In the absence of human serum, the mean IC_{50} of lopinavir was 6.5 nM against several HIV-1 clinical isolates.

Resistance

In vitro selection of resistance HIV-1 isolates with reduced susceptibility to lopinavir have been selected *in vitro*. HIV-1 has been passaged *in vitro* with lopinavir alone and with lopinavir plus ritonavir at concentration ratios representing the range of plasma concentration ratios observed during Kaletra therapy. Genotypic and phenotypic analysis of viruses selected in these passages suggest that the presence of ritonavir, at these concentration ratios, does not measurably influence the selection of lopinavir-resistant viruses. Overall, the *in vitro* characterisation of phenotypic cross-resistance between lopinavir and other protease inhibitors suggest that decreased susceptibility to lopinavir correlated closely with decreased susceptibility to ritonavir and indinavir, but did not correlate closely with decreased susceptibility to amprenavir, saquinavir, and nelfinavir.

Analysis of resistance in ARV-naïve patients

In clinical studies with a limited number of isolates analysed, the selection of resistance to lopinavir has not been observed in naïve patients without significant protease inhibitor resistance at baseline. See further the detailed description of the clinical studies.

Analysis of resistance in PI-experienced patients

The selection of resistance to lopinavir in patients having failed prior protease inhibitor therapy was characterised by analysing the longitudinal isolates from 19 protease inhibitor-experienced subjects in 2 Phase II and one Phase III studies who either experienced incomplete virologic suppression or viral rebound subsequent to initial response to Kaletra and who demonstrated incremental *in vitro* resistance between baseline and rebound (defined as emergence of new mutations or 2-fold change in phenotypic susceptibility to lopinavir). Incremental resistance was most common in subjects whose baseline isolates had several protease inhibitor-associated mutations, but < 40 -fold reduced susceptibility to lopinavir at baseline. Mutations V82A, I54V and M46I emerged most frequently. Mutations L33F, I50V and V32I combined with I47V/A were also observed. The 19 isolates demonstrated a 4.3-fold increase in IC_{50} compared to baseline isolates (from 6.2- to 43-fold, compared to wild-type virus).

Genotypic correlates of reduced phenotypic susceptibility to lopinavir in viruses selected by other protease inhibitors. The *in vitro* antiviral activity of lopinavir against 112 clinical isolates taken from patients failing therapy with one or more protease inhibitors was assessed. Within this panel, the following mutations in HIV protease were associated with reduced *in vitro* susceptibility to lopinavir: L10F/I/R/V, K20M/R, L24I, M46I/L, F53L, I54L/T/V, L63P, A71I/L/T/V, V82A/F/T, I84V and L90M. The median EC_{50} of lopinavir against isolates with 0 – 3, 4 – 5, 6 – 7 and 8 – 10 mutations at the above amino acid positions was 0.8, 2.7 13.5 and 44.0-fold higher than the EC_{50} against wild type

HIV, respectively. The 16 viruses that displayed > 20-fold change in susceptibility all contained mutations at positions 10, 54, 63 plus 82 and/or 84. In addition, they contained a median of 3 mutations at amino acid positions 20, 24, 46, 53, 71 and 90. In addition to the mutations described above, mutations V32I and I47A have been observed in rebound isolates with reduced lopinavir susceptibility from protease inhibitor experienced patients receiving Kaletra therapy, and mutations I47A and L76V have been observed in rebound isolates with reduced lopinavir susceptibility from patients receiving Kaletra therapy.

Conclusions regarding the relevance of particular mutations or mutational patterns are subject to change with additional data, and it is recommended to always consult current interpretation systems for analysing resistance test results.

Antiviral activity of Kaletra in patients failing protease inhibitor therapy

The clinical relevance of reduced *in vitro* susceptibility to lopinavir has been examined by assessing the virologic response to Kaletra therapy, with respect to baseline viral genotype and phenotype, in 56 patients previous failing therapy with multiple protease inhibitors. The EC₅₀ of lopinavir against the 56 baseline viral isolates ranged from 0.6 to 96-fold higher than the EC₅₀ against wild type HIV. After 48 weeks of treatment with Kaletra, efavirenz and nucleoside reverse transcriptase inhibitors, plasma HIV RNA ≤ 400 copies/ml was observed in 93% (25/27), 73% (11/15), and 25% (2/8) of patients with < 10-fold, 10 to 40-fold, and > 40-fold reduced susceptibility to lopinavir at baseline, respectively. In addition, virologic response was observed in 91% (21/23), 71% (15/21) and 33% (2/6) patients with 0 – 5, 6 – 7, and 8 – 10 mutations of the above mutations in HIV protease associated with reduced *in vitro* susceptibility to lopinavir. Since these patients had not previously been exposed to either Kaletra or efavirenz, part of the response may be attributed to the antiviral activity of efavirenz, particularly in patients harbouring highly lopinavir resistant virus. The study did not contain a control arm of patients not receiving Kaletra.

Cross-resistance

Activity of other protease inhibitors against isolates that developed incremental resistance to lopinavir after Kaletra therapy in protease inhibitor experienced patients: The presence of cross resistance to other protease inhibitors was analysed in 18 rebound isolates that had demonstrated evolution of resistance to lopinavir during 3 Phase II and one Phase III studies of Kaletra in protease inhibitor-experienced patients. The median fold IC₅₀ of lopinavir for these 18 isolates at baseline and rebound was 6.9- and 63-fold, respectively, compared to wild type virus. In general, rebound isolates either retained (if cross-resistant at baseline) or developed significant cross-resistance to indinavir, saquinavir and atazanavir. Modest decreases in amprenavir activity were noted with a median increase of IC₅₀ from 3.7- to 8-fold in the baseline and rebound isolates, respectively. Isolates retained susceptibility to tipranavir with a median increase of IC₅₀ in baseline and rebound isolates of 1.9- and 1.8-fold, respectively, compared to wild type virus. Please refer to the Aptivus Summary of Product Characteristics for additional information on the use of tipranavir, including genotypic predictors of response, in treatment of lopinavir-resistant HIV-1 infection.

Clinical results

The effects of Kaletra (in combination with other antiretroviral agents) on biological markers (plasma HIV RNA levels and CD4+ T-cell counts) have been investigated in controlled studies of Kaletra of 48 to 360 weeks duration.

Adult Use

Patients without prior antiretroviral therapy

Study M98-863 was a randomised, double-blind trial of 653 antiretroviral treatment naïve patients investigating Kaletra (400/100 mg twice daily) compared to nelfinavir (750 mg three times daily) plus stavudine and lamivudine. Mean baseline CD4+ T-cell count was 259 cells/mm³ (range: 2 to 949 cells/mm³) and mean baseline plasma HIV-1 RNA was 4.9 log₁₀ copies/ml (range: 2.6 to 6.8 log₁₀ copies/ml).

Table 1

Outcomes at Week 48: Study M98-863		
	Kaletra (N=326)	Nelfinavir (N=327)
HIV RNA < 400 copies/ml*	75%	63%
HIV RNA < 50 copies/ml*†	67%	52%
Mean increase from baseline in CD4+ T-cell count (cells/mm ³)	207	195

* intent to treat analysis where patients with missing values are considered virologic failures

† p < 0.001

One-hundred thirteen nelfinavir-treated patients and 74 lopinavir/ritonavir-treated patients had an HIV RNA above 400 copies/ml while on treatment from Week 24 through Week 96. Of these, isolates from 96 nelfinavir-treated patients and 51 lopinavir/ritonavir-treated patients could be amplified for resistance testing. Resistance to nelfinavir, defined as the presence of the D30N or L90M mutation in protease, was observed in 41/96 (43%) patients. Resistance to lopinavir, defined as the presence of any primary or active site mutations in protease (see above), was observed in 0/51 (0%) patients. Lack of resistance to lopinavir was confirmed by phenotypic analysis.

Sustained virological response to Kaletra (in combination with nucleoside/nucleotide reverse transcriptase inhibitors) has been also observed in a small Phase II study (M97-720) through 360 weeks of treatment. One hundred patients were originally treated with Kaletra in the study (including 51 patients receiving 400/100 mg twice daily and 49 patients at either 200/100 mg twice daily or 400/200 mg twice daily). All patients converted to open-label Kaletra at the 400/100 mg twice daily dose between week 48 and week 72. Thirty-nine patients (39%) discontinued the study, including 16 (16%) discontinuations due to adverse events, one of which was associated with a death. Sixty-one patients completed the study (35 patients received the recommended 400/100 mg twice daily dose throughout the study).

Table 2

Outcomes at Week 360: Study M97-720	
	Kaletra (N=100)
HIV RNA < 400 copies/ml	61%
HIV RNA < 50 copies/ml	59%
Mean increase from baseline in CD4+ T-cell count (cells/mm ³)	501

Through 360 weeks of treatment, genotypic analysis of viral isolates was successfully conducted in 19 of 28 patients with confirmed HIV RNA above 400 copies/ml revealed no primary or active site mutations in protease (amino acids at positions 8, 30, 32, 46, 47, 48, 50, 82, 84 and 90) or protease inhibitor phenotypic resistance.

Patients with prior antiretroviral therapy

M97-765 is a randomised, double-blind trial evaluating Kaletra at two dose levels (400/100 mg and 400/200 mg, both twice daily) plus nevirapine (200 mg twice daily) and two nucleoside reverse transcriptase inhibitors in 70 single protease inhibitor experienced, non-nucleoside reverse transcriptase inhibitor naïve patients. Median baseline CD₄ cell count was 349 cells/mm³ (range 72 to 807 cells/mm³) and median baseline plasma HIV-1 RNA was 4.0 log₁₀ copies/ml (range 2.9 to 5.8 log₁₀ copies/ml).

Table 3

Outcomes at Week 24: Study M97-765	
	Kaletra 400/100 mg (N=36)
HIV RNA < 400 copies/ml (ITT)*	75%
HIV RNA < 50 copies/ml (ITT)*	58%
Mean increase from baseline in CD4+ T-cell count (cells/mm ³)	174

* intent to treat analysis where patients with missing values are considered virologic failures

M98-957 is a randomised, open-label study evaluating Kaletra treatment at two dose levels (400/100 mg and 533/133 mg, both twice daily) plus efavirenz (600 mg once daily) and nucleoside reverse transcriptase inhibitors in 57 multiple protease inhibitor experienced, non-nucleoside reverse transcriptase inhibitor naïve patients. Between week 24 and 48, patients randomised to a dose of 400/100 mg were converted to a dose of 533/133 mg. Median baseline CD₄ cell count was 220 cells/mm³ (range 13 to 1030 cells/mm³).

Table 4

Outcomes at Week 48: Study M98-957	
	Kaletra 400/100 mg (N=57)
HIV RNA < 400 copies/ml*	65%
Mean increase from baseline in CD4+ T-cell count (cells/mm ³)	94

* intent to treat analysis where patients with missing values are considered virologic failures

Paediatric Use

M98-940 was an open-label study of a liquid formulation of Kaletra in 100 antiretroviral naïve (44%) and experienced (56%) paediatric patients. All patients were non-nucleoside reverse transcriptase inhibitor naïve. Patients were randomised to either 230 mg lopinavir/57.5 mg ritonavir per m² or 300 mg lopinavir/75 mg ritonavir per m². Naïve patients also received nucleoside reverse transcriptase inhibitors. Experienced patients received nevirapine plus up to two nucleoside reverse transcriptase inhibitors. Safety, efficacy and pharmacokinetic profiles of the two dose regimens were assessed after 3 weeks of therapy in each patient. Subsequently, all patients were continued on the 300/75 mg per m² dose. Patients had a mean age of 5 years (range 6 months to 12 years) with 14 patients less than 2 years old and 6 patients one year or less. Mean baseline CD₄+ T-cell count was 838 cells/mm³ and mean baseline plasma HIV-1 RNA was 4.7 log₁₀ copies/ml.

Table 5

Outcomes at Week 48: Study M98-940*		
	Antiretroviral Naïve (N=44)	Antiretroviral Experienced (N=56)
HIV RNA < 400 copies/ml	84%	75%
Mean increase from baseline in CD4+ T-cell count (cells/mm ³)	404	284

* intent to treat analysis where patients with missing values are considered virologic failures

Study P1030 was an open-label, dose-finding trial evaluating the pharmacokinetic profile, tolerability, safety and efficacy of Kaletra oral solution at a dose of 300 mg lopinavir/75 mg ritonavir per m² twice daily plus 2 NRTIs in HIV-1 infected infants ≥ 14 days and < 6 months of age. At entry, median (range) HIV-1 RNA was 6.0 (4.7-7.2) log₁₀ copies/ml and median (range) CD₄+T-cell percentage was 41 (16-59).

Table 6

Outcomes at Week 24: Study P1030		
	Age: ≥ 14 days and < 6 weeks (N=10)	Age: ≥ 6 weeks and < 6 months (N=21)
HIV RNA < 400 copies/ml*	70%	48%
Median change from baseline in CD4+ T-cell count (cells/mm ³)	- 1% (95% CI: -10, 18) (n=6)	+ 4% (95% CI: -1, 9) (n=19)

*Proportion of subjects who had HIV-1 < 400 copies/ml and had remained on study treatment

Study P1060 was a randomised controlled trial of nevirapine versus lopinavir/ritonavir-based therapy in subjects 2 to 36 months of age infected with HIV-1 who had (Cohort I) and had not (Cohort II) been exposed to nevirapine during pregnancy for prevention of mother-to-child transmission.

Lopinavir/ritonavir was administered twice daily at 16/4 mg/kg for subjects 2 months to < 6 months, 12/3 mg/kg for subjects ≥ 6 months and < 15 kg, 10/2.5 mg/kg for subjects ≥ 6 months and ≥ 15 kg to < 40 kg, or 400/100 mg for subjects ≥ 40 kg. The nevirapine-based regimen was 160-200 mg/m² once daily for 14 days, then 160-200 mg/m² every 12 hours. Both treatment arms included zidovudine 180 mg/m² every 12 hours and lamivudine 4 mg/kg every 12 hours. The median follow-up was 48 weeks in Cohort I and 72 weeks in Cohort II. At entry, median age was 0.7 years, median CD4 T-cell count was 1147 cells/mm³, median CD4 T-cell was 19%, and median HIV-1 RNA was > 750,000 copies/ml. Among 13 subjects with viral failure in the lopinavir/ritonavir group with resistance data available no resistance to lopinavir/ritonavir was found.

Table 7

Outcomes at Week 24: Study P1060				
	Cohort I		Cohort II	
	lopinavir/ritonavir (N=82)	nevirapine (N=82)	lopinavir/ritonavir (N=140)	nevirapine (N=147)
Virologic failure*	21.7%	39.6%	19.3%	40.8%

*Defined as confirmed plasma HIV-1 RNA level > 400 copies/ml at 24 weeks or viral rebound > 4000 copies/ml after Week 24. Overall failure rate combining the treatment differences across age strata, weighted by the precision of the estimate within each age stratum
p=0.015 (Cohort I); p< 0.001 (Cohort II)

The CHER study was a randomized, open-label study comparing 3 treatment strategies (deferred treatment, early treatment for 40 weeks, or early treatment for 96 weeks) in children with perinatally acquired HIV-1 infection. The treatment regimen was zidovudine plus lamivudine plus 300 mg lopinavir/75 mg ritonavir per m² twice daily until 6 months of age, then 230 mg lopinavir/57.5 mg ritonavir per m² twice daily. There were no reported events of failure attributed to therapy limiting toxicity.

Table 8

Hazard Ratio for Death or Failure of First-line Therapy Relative to ART Deferred Treatment: CHER Study		
	40 week arm (N=13)	96 week arm (N=13)
Hazard ratio for death or failure of therapy*	0.319	0.332

* Failure defined as clinical, immunological disease progression, virological failure or regimen limiting ART toxicity
 p=0.0005 (40 week arm); p< 0.0008 (96 week arm)

5.2 Pharmacokinetic properties

The pharmacokinetic properties of lopinavir co-administered with ritonavir have been evaluated in healthy adult volunteers and in HIV-infected patients; no substantial differences were observed between the two groups. Lopinavir is essentially completely metabolised by CYP3A. Ritonavir inhibits the metabolism of lopinavir, thereby increasing the plasma levels of lopinavir. Across studies, administration of Kaletra 400/100 mg twice daily yields mean steady-state lopinavir plasma concentrations 15 to 20-fold higher than those of ritonavir in HIV-infected patients. The plasma levels of ritonavir are less than 7% of those obtained after the ritonavir dose of 600 mg twice daily. The *in vitro* antiviral EC₅₀ of lopinavir is approximately 10-fold lower than that of ritonavir. Therefore, the antiviral activity of Kaletra is due to lopinavir.

Absorption

Multiple dosing with 400/100 mg Kaletra twice daily for 2 weeks and without meal restriction produced a mean \pm SD lopinavir peak plasma concentration (C_{max}) of 12.3 \pm 5.4 μ g/ml, occurring approximately 4 hours after administration. The mean steady-state trough concentration prior to the morning dose was 8.1 \pm 5.7 μ g/ml. Lopinavir AUC over a 12 hour dosing interval averaged 113.2 \pm 60.5 μ g•h/ml. The absolute bioavailability of lopinavir co-formulated with ritonavir in humans has not been established.

Effects of food on oral absorption

Kaletra soft capsules and liquid have been shown to be bioequivalent under nonfasting conditions (moderate fat meal). Administration of a single 400/100 mg dose of Kaletra soft capsules with a moderate fat meal (500 – 682 kcal, 22.7 – 25.1% from fat) was associated with a mean increase of 48% and 23% in lopinavir AUC and C_{max}, respectively, relative to fasting. For Kaletra oral solution, the corresponding increases in lopinavir AUC and C_{max} were 80% and 54%, respectively. Administration of Kaletra with a high fat meal (872 kcal, 55.8% from fat) increased lopinavir AUC and C_{max} by 96% and 43%, respectively, for soft capsules, and 130% and 56%, respectively, for oral solution. To enhance bioavailability and minimise variability Kaletra is to be taken with food.

Distribution

At steady state, lopinavir is approximately 98 – 99% bound to serum proteins. Lopinavir binds to both alpha-1-acid glycoprotein (AAG) and albumin however, it has a higher affinity for AAG. At steady state, lopinavir protein binding remains constant over the range of observed concentrations after 400/100 mg Kaletra twice daily, and is similar between healthy volunteers and HIV-positive patients.

Biotransformation

In vitro experiments with human hepatic microsomes indicate that lopinavir primarily undergoes oxidative metabolism. Lopinavir is extensively metabolised by the hepatic cytochrome P450 system, almost exclusively by isozyme CYP3A. Ritonavir is a potent CYP3A inhibitor which inhibits the metabolism of lopinavir and therefore, increases plasma levels of lopinavir. A ¹⁴C-lopinavir study in humans showed that 89% of the plasma radioactivity after a single 400/100 mg Kaletra dose was due to parent active substance. At least 13 lopinavir oxidative metabolites have been identified in man. The 4-oxo and 4-hydroxymetabolite epimeric pair are the major metabolites with antiviral activity, but

comprise only minute amounts of total plasma radioactivity. Ritonavir has been shown to induce metabolic enzymes, resulting in the induction of its own metabolism, and likely the induction of lopinavir metabolism. Pre-dose lopinavir concentrations decline with time during multiple dosing, stabilising after approximately 10 days to 2 weeks.

Elimination

After a 400/100 mg ¹⁴C-lopinavir/ritonavir dose, approximately 10.4 ± 2.3% and 82.6 ± 2.5% of an administered dose of ¹⁴C-lopinavir can be accounted for in urine and faeces, respectively. Unchanged lopinavir accounted for approximately 2.2% and 19.8% of the administered dose in urine and faeces, respectively. After multiple dosing, less than 3% of the lopinavir dose is excreted unchanged in the urine. The effective (peak to trough) half-life of lopinavir over a 12 hour dosing interval averaged 5 – 6 hours, and the apparent oral clearance (CL/F) of lopinavir is 6 to 7 l/h.

Special Populations

Paediatrics

Data from clinical trials in children below 2 years of age include the pharmacokinetics of Kaletra 300/75 mg/m² twice daily studied in a total of 31 paediatric patients, ranging in age from 14 days to 6 months. The pharmacokinetics of Kaletra 300/75 mg/m² twice daily with nevirapine and 230/57.5 mg/m² twice daily alone have been studied in 53 paediatric patients ranging in age from 6 months to 12 years. The mean (SD) for the studies are reported in the table below. The 230/57.5 mg/m² twice daily regimen without nevirapine and the 300/75 mg/m² twice daily regimen with nevirapine provided lopinavir plasma concentrations similar to those obtained in adult patients receiving the 400/100 mg twice daily regimen without nevirapine.

C _{max} (µg/ml)	C _{min} (µg/ml)	AUC ₁₂ (µg•h/ml)
Age ≥ 14 days to < 6 weeks cohort (N = 9):		
5.17 (1.84)	1.40 (0.48)	43.39 (14.80)
Age ≥ 6 weeks to < 6 months cohort (N = 18):		
9.39 (4.91)	1.95 (1.80)	74.50 (37.87)
Age ≥ 6 months to < 12 years cohort (N = 53):		
8.2 (2.9) ^a	3.4 (2.1) ^a	72.6 (31.1) ^a
10.0 (3.3) ^b	3.6 (3.5) ^b	85.8 (36.9) ^b
Adult^c		
12.3 (5.4)	8.1 (5.7)	113.2 (60.5)

- Kaletra oral solution 230/57.5 mg/m² twice daily regimen without nevirapine
- Kaletra oral solution 300/75 mg/m² twice daily regimen with nevirapine
- Kaletra film-coated tablets 400/100 mg twice daily at steady state

Gender, Race and Age

Kaletra pharmacokinetics have not been studied in older people. No age or gender related pharmacokinetic differences have been observed in adult patients. Pharmacokinetic differences due to race have not been identified.

Renal Insufficiency

Kaletra pharmacokinetics have not been studied in patients with renal insufficiency; however, since the renal clearance of lopinavir is negligible, a decrease in total body clearance is not expected in patients with renal insufficiency.

Hepatic Insufficiency

The steady state pharmacokinetic parameters of lopinavir in HIV-infected patients with mild to moderate hepatic impairment were compared with those of HIV-infected patients with normal hepatic function in a multiple dose study with lopinavir/ritonavir 400/100 mg twice daily. A limited increase in total lopinavir concentrations of approximately 30% has been observed which is not expected to be of clinical relevance (see section 4.2).

5.3 Preclinical safety data

Repeat-dose toxicity studies in rodents and dogs identified major target organs as the liver, kidney, thyroid, spleen and circulating red blood cells. Hepatic changes indicated cellular swelling with focal degeneration. While exposure eliciting these changes were comparable to or below human clinical exposure, dosages in animals were over 6-fold the recommended clinical dose. Mild renal tubular degeneration was confined to mice exposed with at least twice the recommended human exposure; the kidney was unaffected in rats and dogs. Reduced serum thyroxine led to an increased release of TSH with resultant follicular cell hypertrophy in the thyroid glands of rats. These changes were reversible with withdrawal of the active substance and were absent in mice and dogs. Coombs-negative anisocytosis and poikilocytosis were observed in rats, but not in mice or dogs. Enlarged spleens with histiocytosis were seen in rats but not other species. Serum cholesterol was elevated in rodents but not dogs, while triglycerides were elevated only in mice.

During *in vitro* studies, cloned human cardiac potassium channels (HERG) were inhibited by 30% at the highest concentrations of lopinavir/ritonavir tested, corresponding to a lopinavir exposure 7-fold total and 15-fold free peak plasma levels achieved in humans at the maximum recommended therapeutic dose. In contrast, similar concentrations of lopinavir/ritonavir demonstrated no repolarisation delay in the canine cardiac Purkinje fibres. Lower concentrations of lopinavir/ritonavir did not produce significant potassium (HERG) current blockade. Tissue distribution studies conducted in the rat did not suggest significant cardiac retention of the active substance; 72-hour AUC in heart was approximately 50% of measured plasma AUC. Therefore, it is reasonable to expect that cardiac lopinavir levels would not be significantly higher than plasma levels.

In dogs, prominent U waves on the electrocardiogram have been observed associated with prolonged PR interval and bradycardia. These effects have been assumed to be caused by electrolyte disturbance.

The clinical relevance of these preclinical data is unknown, however, the potential cardiac effects of this product in humans cannot be ruled out (see also sections 4.4 and 4.8).

In rats, embryofetotoxicity (pregnancy loss, decreased foetal viability, decreased foetal body weights, increased frequency of skeletal variations) and postnatal developmental toxicity (decreased survival of pups) was observed at maternally toxic dosages. The systemic exposure to lopinavir/ritonavir at the maternal and developmental toxic dosages was lower than the intended therapeutic exposure in humans.

Long-term carcinogenicity studies of lopinavir/ritonavir in mice revealed a nongenotoxic, mitogenic induction of liver tumours, generally considered to have little relevance to human risk. Carcinogenicity studies in rats revealed no tumourigenic findings. Lopinavir/ritonavir was not found to be mutagenic or clastogenic in a battery of *in vitro* and *in vivo* assays including the Ames bacterial reverse mutation assay, the mouse lymphoma assay, the mouse micronucleus test and chromosomal aberration assays in human lymphocytes.

6. PHARMACEUTICAL PARTICULARS

6.1 List of excipients

Oral solution contains:

alcohol (42.4% v/v),
high fructose corn syrup,
propylene glycol (15.3% w/v),
purified water,
glycerol,
povidone,
magnasweet-110 flavour (mixture of monoammonium glycyrrhizinate and glycerol),

vanilla flavour (containing p-hydroxybenzoic acid, p-hydroxybenzaldehyde, vanillic acid, vanillin, heliotropin, ethyl vanillin),
polyoxyl 40 hydrogenated castor oil,
cotton candy flavour (containing ethyl maltol, ethyl vanillin, acetoin, dihydrocoumarin, propylene glycol),
acesulfame potassium,
saccharin sodium,
sodium chloride,
peppermint oil,
sodium citrate,
citric acid,
levomenthol.

6.2 Incompatibilities

Not applicable.

6.3 Shelf life

2 years

6.4 Special precautions for storage

Store in a refrigerator (2°C - 8°C).

In use storage: If kept outside of the refrigerator, do not store above 25°C and discard any unused contents after 42 days (6 weeks). It is advised to write the date of removal from the refrigerator on the package.

6.5 Nature and contents of container

Kaletra oral solution is supplied in amber coloured multiple-dose polyethylene terephthalate (PET) bottles in a 60 ml size.

Two pack sizes are available for Kaletra oral solution:

- 120 ml (2 bottles x 60 ml) with 2 x 2 ml syringes with 0.1 ml graduations
For volumes up to 2 ml. For larger volumes an alternative pack is available.
- 300 ml (5 bottles x 60 ml) with 5 x 5 ml syringes with 0.1 ml graduations
For volumes greater than 2 ml. For smaller volumes an alternative pack is available.

6.6 Special precautions for disposal

No special requirements.

7. MARKETING AUTHORISATION HOLDER

AbbVie Deutschland GmbH & Co. KG
Knollstrasse
67061 Ludwigshafen
Germany

8. MARKETING AUTHORISATION NUMBER

EU/1/01/172/003
EU/1/01/172/009

9. DATE OF FIRST AUTHORISATION/RENEWAL OF THE AUTHORISATION

Date of first authorisation: 20 March 2001

Date of latest renewal: 20 March 2011

10. DATE OF REVISION OF THE TEXT

Detailed information on this product is available on the website of the European Medicines Agency
<https://www.ema.europa.eu>

1. NAME OF THE MEDICINAL PRODUCT

Kaletra 200 mg/50 mg film-coated tablets

2. QUALITATIVE AND QUANTITATIVE COMPOSITION

Each film-coated tablet contains 200 mg of lopinavir co-formulated with 50 mg of ritonavir as a pharmacokinetic enhancer.

For the full list of excipients, see section 6.1.

3. PHARMACEUTICAL FORM

Film-coated tablet

Red debossed with “AL” on one side.

4. CLINICAL PARTICULARS

4.1 Therapeutic indications

Kaletra is indicated in combination with other antiretroviral medicinal products for the treatment of human immunodeficiency virus (HIV-1) infected adults, adolescents and children above the age of 2 years.

The choice of Kaletra to treat protease inhibitor experienced HIV-1 infected patients should be based on individual viral resistance testing and treatment history of patients (see sections 4.4 and 5.1).

4.2 Posology and method of administration

Kaletra should be prescribed by physicians who are experienced in the treatment of HIV infection.

Kaletra tablets must be swallowed whole and not chewed, broken or crushed.

Posology

Adults and adolescents

The standard recommended dosage of Kaletra tablets is 400/100 mg (two 200/50 mg) tablets twice daily taken with or without food. In adult patients, in cases where once-daily dosing is considered necessary for the management of the patient, Kaletra tablets may be administered as 800/200 mg (four 200/50 mg tablets) once daily with or without food. The use of a once-daily dosing should be limited to those adult patients having only very few protease inhibitor (PI) associated mutations (i.e. less than 3 PI mutations in line with clinical trial results, see section 5.1 for the full description of the population) and should take into account the risk of a lesser sustainability of the virologic suppression (see section 5.1) and higher risk of diarrhoea (see section 4.8) compared to the recommended standard twice-daily dosing. An oral solution is available to patients who have difficulty swallowing. Refer to the Summary of Product Characteristics for Kaletra oral solution for dosing instructions.

Paediatric population (2 years of age and above)

The adult dose of Kaletra tablets (400/100 mg twice daily) may be used in children 40 kg or greater or with a Body Surface Area (BSA)* greater than 1.4 m². For children weighing less than 40 kg or with a BSA between 0.5 and 1.4 m² and able to swallow tablets, please refer to the Kaletra 100 mg/25 mg tablets Summary of Product Characteristics. For children unable to swallow tablets, please refer to the Kaletra oral solution Summary of Product Characteristics. Based on the current data available, Kaletra should not be administered once daily in paediatric patients (see section 5.1).

* Body surface area can be calculated with the following equation:

$$\text{BSA (m}^2\text{)} = \sqrt{(\text{Height (cm)} \times \text{Weight (kg)}) / 3600}$$

Children less than 2 years of age

The safety and efficacy of Kaletra in children aged less than 2 years have not yet been established. Currently available data are described in section 5.2 but no recommendation on a posology can be made.

Concomitant Therapy: Efavirenz or nevirapine

The following table contains dosing guidelines for Kaletra tablets based on BSA when used in combination with efavirenz or nevirapine in children.

Paediatric dosing guidelines with concomitant efavirenz or nevirapine	
Body Surface Area (m ²)	Recommended lopinavir/ritonavir dosing (mg) twice daily. The adequate dosing may be achieved with the two available strengths of Kaletra tablets: 100/25 mg and 200/50 mg.*
≥ 0.5 to < 0.8	200/50 mg
≥ 0.8 to < 1.2	300/75 mg
≥ 1.2 to < 1.4	400/100 mg
≥ 1.4	500/125 mg

* Kaletra tablets must not be chewed, broken or crushed.

Hepatic impairment

In HIV-infected patients with mild to moderate hepatic impairment, an increase of approximately 30% in lopinavir exposure has been observed but is not expected to be of clinical relevance (see section 5.2). No data are available in patients with severe hepatic impairment. Kaletra must not be given to these patients (see section 4.3).

Renal impairment

Since the renal clearance of lopinavir and ritonavir is negligible, increased plasma concentrations are not expected in patients with renal impairment. Because lopinavir and ritonavir are highly protein bound, it is unlikely that they will be significantly removed by haemodialysis or peritoneal dialysis.

Pregnancy and postpartum

- No dose adjustment is required for lopinavir/ritonavir during pregnancy and postpartum.
- Once-daily administration of lopinavir/ritonavir is not recommended for pregnant women due to the lack of pharmacokinetic and clinical data.

Method of administration

Kaletra tablets are administered orally and must be swallowed whole and not chewed, broken or crushed. Kaletra tablets can be taken with or without food.

4.3 Contraindications

Hypersensitivity to the active substances or to any of the excipients listed in section 6.1.

Severe hepatic insufficiency.

Kaletra contains lopinavir and ritonavir, both of which are inhibitors of the P450 isoform CYP3A. Kaletra should not be co-administered with medicinal products that are highly dependent on CYP3A for clearance and for which elevated plasma concentrations are associated with serious and/or life threatening events. These medicinal products include:

Medicinal product class	Medicinal products within class	Rationale
Concomitant medicinal product levels increased		
Alpha ₁ -adrenoreceptor antagonist	Alfuzosin	Increased plasma concentrations of alfuzosin which may lead to severe hypotension. The concomitant administration with alfuzosin is contraindicated (see section 4.5).
Antianginal	Ranolazine	Increased plasma concentrations of ranolazine which may increase the potential for serious and/or life-threatening reactions (see section 4.5).
Antiarrhythmics	Amiodarone, dronedarone	Increased plasma concentrations of amiodarone and dronedarone. Thereby, increasing the risk of arrhythmias or other serious adverse reactions (see section 4.5).
Antibiotic	Fusidic Acid	Increased plasma concentrations of fusidic acid. The concomitant administration with fusidic acid is contraindicated in dermatological infections (see section 4.5).
Anticancer	Neratinib	Increased plasma concentrations of neratinib which may increase the potential for serious and/or life-threatening reactions (see section 4.5).
	Venetoclax	Increased plasma concentrations of venetoclax. Increased risk of tumor lysis syndrome at the dose initiation and during the ramp-up phase (see section 4.5).
Anti-gout	Colchicine	Increased plasma concentrations of colchicine. Potential for serious and/or life-threatening reactions in patients with renal and/or hepatic impairment (see sections 4.4 and 4.5).
Antihistamines	Astemizole, terfenadine	Increased plasma concentrations of astemizole and terfenadine. Thereby, increasing the risk of serious arrhythmias from these agents (see section 4.5).

Antipsychotics/ Neuroleptics	Lurasidone	Increased plasma concentrations of lurasidone which may increase the potential for serious and/or life-threatening reactions (see section 4.5).
	Pimozide	Increased plasma concentrations of pimozide. Thereby, increasing the risk of serious haematologic abnormalities, or other serious adverse effects from this agent (see section 4.5).
	Quetiapine	Increased plasma concentrations of quetiapine which may lead to coma. The concomitant administration with quetiapine is contraindicated (see section 4.5).
Ergot alkaloids	Dihydroergotamine, ergonovine, ergotamine, methylergonovine	Increased plasma concentrations of ergot derivatives leading to acute ergot toxicity, including vasospasm and ischaemia (see section 4.5).
GI motility agent	Cisapride	Increased plasma concentrations of cisapride. Thereby, increasing the risk of serious arrhythmias from this agent (see section 4.5).
Hepatitis C virus direct acting antivirals	Elbasvir/grazoprevir	Increased risk of alanine transaminase (ALT) elevations (see section 4.5).
	Ombitasvir/paritaprevir/ritonavir with or without dasabuvir	Increased plasma concentrations of paritaprevir; thereby, increasing the risk of alanine transaminase (ALT) elevations (see section 4.5).
Lipid-modifying agents		
HMG Co-A Reductase Inhibitors	Lovastatin, simvastatin	Increased plasma concentrations of lovastatin and simvastatin; thereby, increasing the risk of myopathy including rhabdomyolysis (see section 4.5).
Microsomal triglyceride transfer protein (MTTP) inhibitor	Lomitapide	Increased plasma concentrations of lomitapide (see section 4.5).
Phosphodiesterase (PDE5) inhibitors	Avanafil	Increased plasma concentrations of avanafil (see sections 4.4 and 4.5)
	Sildenafil	Contraindicated when used for the treatment of pulmonary arterial hypertension (PAH) only. Increased plasma concentrations of sildenafil. Thereby, increasing the potential for sildenafil-associated adverse events (which include hypotension and syncope). See section 4.4 and section 4.5 for co-administration of sildenafil in patients with erectile dysfunction.
	Vardenafil	Increased plasma concentrations of vardenafil (see sections 4.4 and 4.5)

Sedatives/hypnotics	Oral midazolam, triazolam	Increased plasma concentrations of oral midazolam and triazolam. Thereby, increasing the risk of extreme sedation and respiratory depression from these agents. For caution on parenterally administered midazolam, see section 4.5.
Lopinavir/ritonavir medicinal product level decreased		
Herbal products	St. John's wort	Herbal preparations containing St John's wort (<i>Hypericum perforatum</i>) due to the risk of decreased plasma concentrations and reduced clinical effects of lopinavir and ritonavir (see section 4.5).

4.4 Special warnings and precautions for use

Patients with coexisting conditions

Hepatic impairment:

The safety and efficacy of Kaletra has not been established in patients with significant underlying liver disorders. Kaletra is contraindicated in patients with severe liver impairment (see section 4.3). Patients with chronic hepatitis B or C and treated with combination antiretroviral therapy are at an increased risk for severe and potentially fatal hepatic adverse reactions. In case of concomitant antiviral therapy for hepatitis B or C, please refer to the relevant product information for these medicinal products.

Patients with pre-existing liver dysfunction including chronic hepatitis have an increased frequency of liver function abnormalities during combination antiretroviral therapy and should be monitored according to standard practice. If there is evidence of worsening liver disease in such patients, interruption or discontinuation of treatment should be considered.

Elevated transaminases with or without elevated bilirubin levels have been reported in HIV-1 mono-infected and in individuals treated for post-exposure prophylaxis as early as 7 days after the initiation of lopinavir/ritonavir in conjunction with other antiretroviral agents. In some cases the hepatic dysfunction was serious.

Appropriate laboratory testing should be conducted prior to initiating therapy with lopinavir/ritonavir and close monitoring should be performed during treatment.

Renal impairment

Since the renal clearance of lopinavir and ritonavir is negligible, increased plasma concentrations are not expected in patients with renal impairment. Because lopinavir and ritonavir are highly protein bound, it is unlikely that they will be significantly removed by haemodialysis or peritoneal dialysis.

Haemophilia

There have been reports of increased bleeding, including spontaneous skin haematomas and haemarthrosis in patients with haemophilia type A and B treated with protease inhibitors. In some patients additional factor VIII was given. In more than half of the reported cases, treatment with protease inhibitors was continued or reintroduced if treatment had been discontinued. A causal relationship had been evoked, although the mechanism of action had not been elucidated. Haemophiliac patients should therefore be made aware of the possibility of increased bleeding.

Pancreatitis

Cases of pancreatitis have been reported in patients receiving Kaletra, including those who developed hypertriglyceridaemia. In most of these cases patients have had a prior history of pancreatitis and/or concurrent therapy with other medicinal products associated with pancreatitis. Marked triglyceride elevation is a risk factor for development of pancreatitis. Patients with advanced HIV disease may be at risk of elevated triglycerides and pancreatitis.

Pancreatitis should be considered if clinical symptoms (nausea, vomiting, abdominal pain) or abnormalities in laboratory values (such as increased serum lipase or amylase values) suggestive of pancreatitis should occur. Patients who exhibit these signs or symptoms should be evaluated and Kaletra therapy should be suspended if a diagnosis of pancreatitis is made (see section 4.8).

Immune Reconstitution Inflammatory Syndrome

In HIV-infected patients with severe immune deficiency at the time of institution of combination antiretroviral therapy (CART), an inflammatory reaction to asymptomatic or residual opportunistic pathogens may arise and cause serious clinical conditions, or aggravation of symptoms. Typically, such reactions have been observed within the first few weeks or months of initiation of CART. Relevant examples are cytomegalovirus retinitis, generalised and/or focal mycobacterial infections, and *Pneumocystis jiroveci pneumonia*. Any inflammatory symptoms should be evaluated and treatment instituted when necessary.

Autoimmune disorders (such as Graves' disease and autoimmune hepatitis) have also been reported to occur in the setting of immune reconstitution; however, the reported time to onset is more variable and can occur many months after initiation of treatment.

Osteonecrosis

Although the etiology is considered to be multifactorial (including corticosteroid use, alcohol consumption, severe immunosuppression, higher body mass index), cases of osteonecrosis have been reported particularly in patients with advanced HIV-disease and/or long-term exposure to combination antiretroviral therapy (CART). Patients should be advised to seek medical advice if they experience joint aches and pain, joint stiffness or difficulty in movement.

PR interval prolongation

Lopinavir/ritonavir has been shown to cause modest asymptomatic prolongation of the PR interval in some healthy adult subjects. Rare reports of 2nd or 3rd degree atrioventricular block in patients with underlying structural heart disease and pre-existing conduction system abnormalities or in patients receiving drugs known to prolong the PR interval (such as verapamil or atazanavir) have been reported in patients receiving lopinavir/ritonavir. Kaletra should be used with caution in such patients (see section 5.1).

Weight and metabolic parameters

An increase in weight and in levels of blood lipids and glucose may occur during antiretroviral therapy. Such changes may in part be linked to disease control and life style. For lipids, there is in some cases evidence for a treatment effect, while for weight gain there is no strong evidence relating this to any particular treatment. For monitoring of blood lipids and glucose, reference is made to established HIV treatment guidelines. Lipid disorders should be managed as clinically appropriate.

Interactions with medicinal products

Kaletra contains lopinavir and ritonavir, both of which are inhibitors of the P450 isoform CYP3A. Kaletra is likely to increase plasma concentrations of medicinal products that are primarily metabolised by CYP3A. These increases of plasma concentrations of co-administered medicinal products could increase or prolong their therapeutic effect and adverse events (see sections 4.3 and 4.5).

Strong CYP3A4 inhibitors such as protease inhibitors may increase bedaquiline exposure which could potentially increase the risk of bedaquiline-related adverse reactions. Therefore, combination of

bedaquiline with lopinavir/ritonavir should be avoided. However, if the benefit outweighs the risk, co-administration of bedaquiline with lopinavir/ritonavir must be done with caution. More frequent electrocardiogram monitoring and monitoring of transaminases is recommended (see section 4.5 and refer to the bedaquiline SmPC).

Co-administration of delamanid with a strong inhibitor of CYP3A (as lopinavir/ritonavir) may increase exposure to delamanid metabolite, which has been associated with QTc prolongation. Therefore, if co-administration of delamanid with lopinavir/ritonavir is considered necessary, very frequent ECG monitoring throughout the full delamanid treatment period is recommended (see section 4.5 and refer to the delamanid SmPC).

Life-threatening and fatal drug interactions have been reported in patients treated with colchicine and strong inhibitors of CYP3A like ritonavir. Concomitant administration with colchicine is contraindicated in patients with renal and/or hepatic impairment (see sections 4.3 and 4.5).

The combination of Kaletra with:

- tadalafil, indicated for the treatment of pulmonary arterial hypertension, is not recommended (see section 4.5);
- riociguat is not recommended (see section 4.5);
- vorapaxar is not recommended (see section 4.5);
- fusidic acid in osteo-articular infections is not recommended (see section 4.5);
- salmeterol is not recommended (see section 4.5);
- rivaroxaban is not recommended (see section 4.5).

The combination of Kaletra with atorvastatin is not recommended. If the use of atorvastatin is considered strictly necessary, the lowest possible dose of atorvastatin should be administered with careful safety monitoring. Caution must also be exercised and reduced doses should be considered if Kaletra is used concurrently with rosuvastatin. If treatment with a HMG-CoA reductase inhibitor is indicated, pravastatin or fluvastatin is recommended (see section 4.5).

PDE5 inhibitors

Particular caution should be used when prescribing sildenafil or tadalafil for the treatment of erectile dysfunction in patients receiving Kaletra. Co-administration of Kaletra with these medicinal products is expected to substantially increase their concentrations and may result in associated adverse events such as hypotension, syncope, visual changes and prolonged erection (see section 4.5). Concomitant use of avanafil or vardenafil and lopinavir/ritonavir is contraindicated (see section 4.3). Concomitant use of sildenafil prescribed for the treatment of pulmonary arterial hypertension with Kaletra is contraindicated (see section 4.3).

Particular caution must be used when prescribing Kaletra and medicinal products known to induce QT interval prolongation such as: chlorpheniramine, quinidine, erythromycin, clarithromycin. Indeed, Kaletra could increase concentrations of the co-administered medicinal products and this may result in an increase of their associated cardiac adverse reactions. Cardiac events have been reported with Kaletra in preclinical studies; therefore, the potential cardiac effects of Kaletra cannot be currently ruled out (see sections 4.8 and 5.3).

Co-administration of Kaletra with rifampicin is not recommended. Rifampicin in combination with Kaletra causes large decreases in lopinavir concentrations which may in turn significantly decrease the lopinavir therapeutic effect. Adequate exposure to lopinavir/ritonavir may be achieved when a higher dose of Kaletra is used but this is associated with a higher risk of liver and gastrointestinal toxicity. Therefore, this co-administration should be avoided unless judged strictly necessary (see section 4.5).

Concomitant use of Kaletra and fluticasone or other glucocorticoids that are metabolised by CYP3A4, such as budesonide and triamcinolone, is not recommended unless the potential benefit of treatment outweighs the risk of systemic corticosteroid effects, including Cushing's syndrome and adrenal suppression (see section 4.5).

Other

Kaletra is not a cure for HIV infection or AIDS. People taking Kaletra may still develop infections or other illnesses associated with HIV disease and AIDS.

Sodium

This medicine contains less than 1 mmol sodium (23 mg) per tablet, that is to say essentially 'sodium-free'.

4.5 Interaction with other medicinal products and other forms of interaction

Kaletra contains lopinavir and ritonavir, both of which are inhibitors of the P450 isoform CYP3A *in vitro*. Co-administration of Kaletra and medicinal products primarily metabolised by CYP3A may result in increased plasma concentrations of the other medicinal product, which could increase or prolong its therapeutic and adverse reactions. Kaletra does not inhibit CYP2D6, CYP2C9, CYP2C19, CYP2E1, CYP2B6 or CYP1A2 at clinically relevant concentrations (see section 4.3).

Kaletra has been shown *in vivo* to induce its own metabolism and to increase the biotransformation of some medicinal products metabolised by cytochrome P450 enzymes (including CYP2C9 and CYP2C19) and by glucuronidation. This may result in lowered plasma concentrations and potential decrease of efficacy of co-administered medicinal products.

Medicinal products that are contraindicated specifically due to the expected magnitude of interaction and potential for serious adverse events are listed in section 4.3.

All interaction studies, when otherwise not stated, were performed using Kaletra capsules, which gives an approximately 20% lower exposure of lopinavir than the 200/50 mg tablets.

Known and theoretical interactions with selected antiretrovirals and non-antiretroviral medicinal products are listed in the table below. This list is not intended to be inclusive or comprehensive. Individual SmPCs should be consulted.

Interaction table

Interactions between Kaletra and co-administered medicinal products are listed in the table below (increase is indicated as "↑", decrease as "↓", no change as "↔", once daily as "QD", twice daily as "BID" and three times daily as "TID").

Unless otherwise stated, studies detailed below have been performed with the recommended dosage of lopinavir/ritonavir (i.e. 400/100 mg twice daily).

Co-administered drug by therapeutic area	Effects on drug levels	Clinical recommendation concerning co-administration with Kaletra
	Geometric Mean Change (%) in AUC, C _{max} , C _{min}	
	Mechanism of interaction	
<i>Antiretroviral Agents</i>		
<i>Nucleoside/Nucleotide reverse transcriptase inhibitors (NRTIs)</i>		
Stavudine, Lamivudine	Lopinavir: ↔	No dose adjustment necessary.
Abacavir, Zidovudine	Abacavir, Zidovudine: Concentrations may be reduced due to increased glucuronidation by lopinavir/ritonavir.	The clinical significance of reduced abacavir and zidovudine concentrations is unknown.

Tenofovir disoproxil fumarate (DF), 300 mg QD (equivalent to 245 mg tenofovir disoproxil)	Tenofovir: AUC: ↑ 32% C _{max} : ↔ C _{min} : ↑ 51% Lopinavir: ↔	No dose adjustment necessary. Higher tenofovir concentrations could potentiate tenofovir associated adverse events, including renal disorders.
<i>Non-nucleoside reverse transcriptase inhibitors (NNRTIs)</i>		
Efavirenz, 600 mg QD	Lopinavir: AUC: ↓ 20% C _{max} : ↓ 13% C _{min} : ↓ 42%	The Kaletra tablets dosage should be increased to 500/125 mg twice daily when co-administered with efavirenz. Kaletra must not be administered once daily in combination with efavirenz.
Efavirenz, 600 mg QD (Lopinavir/ritonavir 500/125 mg BID)	Lopinavir: ↔ (Relative to 400/100 mg BID administered alone)	
Nevirapine, 200 mg BID	Lopinavir: AUC: ↓ 27% C _{max} : ↓ 19% C _{min} : ↓ 51%	The Kaletra tablets dosage should be increased to 500/125 mg twice daily when co-administered with nevirapine. Kaletra must not be administered once daily in combination with nevirapine.
Etravirine (Lopinavir/ritonavir tablet 400/100 mg BID)	Etravirine: AUC: ↓ 35% C _{min} : ↓ 45% C _{max} : ↓ 30% Lopinavir: AUC: ↔ C _{min} : ↓ 20% C _{max} : ↔	No dose adjustment necessary
Rilpivirine (Lopinavir/ritonavir capsule 400/100 mg BID)	Rilpivirine: AUC: ↑ 52% C _{min} : ↑ 74% C _{max} : ↑ 29% Lopinavir: AUC: ↔ C _{min} : ↓ 11% C _{max} : ↔ (inhibition of CYP3A enzymes)	Concomitant use of Kaletra with rilpivirine causes an increase in the plasma concentrations of rilpivirine, but no dose adjustment is required.
<i>HIV CCR5 – antagonist</i>		
Maraviroc	Maraviroc: AUC: ↑ 295% C _{max} : ↑ 97% Due to CYP3A inhibition by lopinavir/ritonavir.	The dose of maraviroc should be decreased to 150 mg twice daily during co-administration with Kaletra 400/100 mg twice daily.
<i>Integrase inhibitor</i>		
Raltegravir	Raltegravir: AUC: ↔ C _{max} : ↔ C ₁₂ : ↓ 30% Lopinavir: ↔	No dose adjustment necessary
<i>Co-administration with other HIV protease inhibitors (PIs)</i> According to current treatment guidelines, dual therapy with protease inhibitors is generally not recommended.		

Fosamprenavir/ ritonavir (700/100 mg BID) (Lopinavir/ritonavir 400/100 mg BID) or Fosamprenavir (1400 mg BID) (Lopinavir/ritonavir 533/133 mg BID)	Fosamprenavir: Amprenavir concentrations are significantly reduced.	Co-administration of increased doses of fosamprenavir (1400 mg BID) with Kaletra (533/133 mg BID) to protease inhibitor-experienced patients resulted in a higher incidence of gastrointestinal adverse events and elevations in triglycerides with the combination regimen without increases in virological efficacy, when compared with standard doses of fosamprenavir/ritonavir. Concomitant administration of these medicinal products is not recommended. Kaletra must not be administered once daily in combination with amprenavir.
Indinavir, 600 mg BID	Indinavir: AUC: ↔ C _{min} : ↑ 3.5-fold C _{max} : ↓ (relative to indinavir 800 mg TID alone) Lopinavir: ↔ (relative to historical comparison)	The appropriate doses for this combination, with respect to efficacy and safety, have not been established.
Saquinavir 1000 mg BID	Saquinavir: ↔	No dose adjustment necessary.
Tipranavir/ritonavir (500/100 mg BID)	Lopinavir: AUC: ↓ 55% C _{min} : ↓ 70% C _{max} : ↓ 47%	Concomitant administration of these medicinal products is not recommended.
<i>Acid reducing agents</i>		
Omeprazole (40 mg QD)	Omeprazole: ↔ Lopinavir: ↔	No dose adjustment necessary
Ranitidine (150 mg single dose)	Ranitidine: ↔	No dose adjustment necessary
<i>Alpha₁ adrenoreceptor antagonist</i>		
Alfuzosin	Alfuzosin: Due to CYP3A inhibition by lopinavir/ritonavir, concentrations of alfuzosin are expected to increase.	Concomitant administration of Kaletra and alfuzosin is contra- indicated (see section 4.3) as alfuzosin-related toxicity, including hypotension, may be increased.
<i>Analgesics</i>		
Fentanyl	Fentanyl: Increased risk of side-effects (respiratory depression, sedation) due to higher plasma concentrations because of CYP3A4 inhibition by lopinavir/ritonavir.	Careful monitoring of adverse effects (notably respiratory depression but also sedation) is recommended when fentanyl is concomitantly administered with Kaletra.
<i>Antianginal</i>		
Ranolazine	Due to CYP3A inhibition by lopinavir/ritonavir, concentrations of ranolazine are expected to increase.	The concomitant administration of Kaletra and ranolazine is contraindicated (see section 4.3).

<i>Antiarrhythmics</i>		
Amiodarone, Dronedarone	Amiodarone, Dronedarone: Concentrations may be increased due to CYP3A4 inhibition by lopinavir/ritonavir.	Concomitant administration of Kaletra and amiodarone or dronedarone is contraindicated (see section 4.3) as the risk of arrhythmias or other serious adverse reactions may be increased.
Digoxin	Digoxin: Plasma concentrations may be increased due to P-glycoprotein inhibition by lopinavir/ritonavir. The increased digoxin level may lessen over time as P-gp induction develops.	Caution is warranted and therapeutic drug monitoring of digoxin concentrations, if available, is recommended in case of co-administration of Kaletra and digoxin. Particular caution should be used when prescribing Kaletra in patients taking digoxin as the acute inhibitory effect of ritonavir on P-gp is expected to significantly increase digoxin levels. Initiation of digoxin in patients already taking Kaletra is likely to result in lower than expected increases of digoxin concentrations.
Bepridil, Systemic Lidocaine, and Quinidine	Bepridil, Systemic Lidocaine, Quinidine: Concentrations may be increased when co-administered with lopinavir/ritonavir.	Caution is warranted and therapeutic drug concentration monitoring is recommended when available.
<i>Antibiotics</i>		
Clarithromycin	Clarithromycin: Moderate increases in clarithromycin AUC are expected due to CYP3A inhibition by lopinavir/ritonavir.	For patients with renal impairment (CrCL < 30 ml/min) dose reduction of clarithromycin should be considered (see section 4.4). Caution should be exercised in administering clarithromycin with Kaletra to patients with impaired hepatic or renal function.
<i>Anticancer agents and kinase inhibitors</i>		
Abemaciclib	Serum concentrations may be increased due to CYP3A inhibition by ritonavir.	Co-administration of abemaciclib and Kaletra should be avoided. If this co-administration is judged unavoidable, refer to the abemaciclib SmPC for dosage adjustment recommendations. Monitor for ADRs related to abemaciclib.
Apalutamide	Apalutamide is a moderate to strong CYP3A4 inducer and this may lead to a decreased exposure of lopinavir/ritonavir. Serum concentrations of apalutamide may be increased due to CYP3A inhibition by lopinavir/ritonavir.	Decreased exposure of Kaletra may result in potential loss of virological response. In addition, co-administration of apalutamide and Kaletra may lead to serious adverse events including seizure due to higher apalutamide levels. Concomitant use of Kaletra with apalutamide is not recommended.
Afatinib (Ritonavir 200 mg twice daily)	Afatinib: AUC: ↑ C _{max} : ↑	Caution should be exercised in administering afatinib with Kaletra. Refer to the afatinib SmPC for

	<p>The extent of increase depends on the timing of ritonavir administration.</p> <p>Due to BCRP (breast cancer resistance protein/ABCG2) and acute P-gp inhibition by lopinavir/ritonavir.</p>	dosage adjustment recommendations. Monitor for ADRs related to afatinib.
Ceritinib	Serum concentrations may be increased due to CYP3A and P-gp inhibition by lopinavir/ritonavir.	Caution should be exercised in administering ceritinib with Kaletra. Refer to the ceritinib SmPC for dosage adjustment recommendations. Monitor for ADRs related to ceritinib.
Most tyrosine kinase inhibitors such as dasatinib and nilotinib, vincristine, vinblastine	Most tyrosine kinase inhibitors such as dasatinib and nilotinib, also vincristine and vinblastine: Risk of increased adverse events due to higher serum concentrations because of CYP3A4 inhibition by lopinavir/ritonavir.	Careful monitoring of the tolerance of these anticancer agents.
Encorafenib	Serum concentrations may be increased due to CYP3A inhibition by lopinavir/ritonavir.	Co-administration of encorafenib with Kaletra may increase encorafenib exposure which may increase the risk of toxicity, including the risk of serious adverse events such as QT interval prolongation. Co-administration of encorafenib and Kaletra should be avoided. If the benefit is considered to outweigh the risk and Kaletra must be used, patients should be carefully monitored for safety.
Fostamatinib	Increase in fostamatinib metabolite R406 exposure.	Co-administration of fostamatinib with Kaletra may increase fostamatinib metabolite R406 exposure resulting in dose-related adverse events such as hepatotoxicity, neutropenia, hypertension, or diarrhoea. Refer to the fostamatinib SmPC for dose reduction recommendations if such events occur.
Ibrutinib	Serum concentrations may be increased due to CYP3A inhibition by lopinavir/ritonavir.	Co-administration of ibrutinib and Kaletra may increase ibrutinib exposure which may increase the risk of toxicity including risk of tumor lysis syndrome. Co-administration of ibrutinib and Kaletra should be avoided. If the benefit is considered to outweigh the risk and Kaletra must be used, reduce the ibrutinib dose to 140 mg and monitor patient closely for toxicity.

Neratinib	Serum concentrations may be increased due to CYP3A inhibition by ritonavir.	Concomitant use of neratinib with Kaletra is contraindicated due to serious and/or life-threatening potential reactions including hepatotoxicity (see section 4.3).
Venetoclax	Due to CYP3A inhibition by lopinavir/ritonavir.	<p>Serum concentrations may be increased due to CYP3A inhibition by lopinavir/ritonavir, resulting in increased risk of tumor lysis syndrome at the dose initiation and during the ramp-up phase (see section 4.3 and refer to the venetoclax SmPC).</p> <p>For patients who have completed the ramp-up phase and are on a steady daily dose of venetoclax, reduce the venetoclax dose by at least 75% when used with strong CYP3A inhibitors (refer to the venetoclax SmPC for dosing instructions). Patients should be closely monitored for signs related to venetoclax toxicities.</p>
<i>Anticoagulants</i>		
Warfarin	Warfarin: Concentrations may be affected when co-administered with lopinavir/ritonavir due to CYP2C9 induction.	It is recommended that INR (international normalised ratio) be monitored.
Rivaroxaban (Ritonavir 600 mg twice daily)	Rivaroxaban: AUC: ↑ 153% C _{max} : ↑ 55% Due to CYP3A and P-gp inhibition by lopinavir/ritonavir.	Co-administration of rivaroxaban and Kaletra may increase rivaroxaban exposure which may increase the risk of bleeding. The use of rivaroxaban is not recommended in patients receiving concomitant treatment with Kaletra (see section 4.4).
Dabigatran etexilate, Edoxaban	Dabigatran etexilate, Edoxaban: Serum concentrations may be increased due to P-gp inhibition by lopinavir/ritonavir.	Clinical monitoring and/or dose reduction of the direct oral anticoagulants (DOAC) should be considered when a DOAC transported by P-gp but not metabolised by CYP3A4, including dabigatran etexilate and edoxaban, is co-administered with Kaletra.
Vorapaxar	Serum concentrations may be increased due to CYP3A inhibition by lopinavir/ritonavir.	The co-administration of vorapaxar with Kaletra is not recommended (see section 4.4 and refer to the vorapaxar SmPC).
<i>Anticonvulsants</i>		
Phenytoin	Phenytoin: Steady-state concentrations was moderately decreased due to CYP2C9 and CYP2C19 induction by lopinavir/ritonavir.	Caution should be exercised in administering phenytoin with Kaletra. Phenytoin levels should be monitored when co-administering with Kaletra. When co-administered with phenytoin, an increase of Kaletra

	Lopinavir: Concentrations are decreased due to CYP3A induction by phenytoin.	dosage may be envisaged. Dose adjustment has not been evaluated in clinical practice. Kaletra must not be administered once daily in combination with phenytoin.
Carbamazepine and Phenobarbital	Carbamazepine: Serum concentrations may be increased due to CYP3A inhibition by lopinavir/ritonavir. Lopinavir: Concentrations may be decreased due to CYP3A induction by carbamazepine and phenobarbital.	Caution should be exercised in administering carbamazepine or phenobarbital with Kaletra. Carbamazepine and phenobarbital levels should be monitored when co-administering with Kaletra. When co-administered with carbamazepine or phenobarbital, an increase of Kaletra dosage may be envisaged. Dose adjustment has not been evaluated in clinical practice. Kaletra must not be administered once daily in combination with carbamazepine and phenobarbital.
Lamotrigine and Valproate	Lamotrigine: AUC: ↓ 50% C _{max} : ↓ 46% C _{min} : ↓ 56% Due to induction of lamotrigine glucuronidation Valproate: ↓	Patients should be monitored closely for a decreased VPA effect when Kaletra and valproic acid or valproate are given concomitantly. <u>In patients starting or stopping Kaletra while currently taking maintenance dose of lamotrigine:</u> lamotrigine dose may need to be increased if Kaletra is added, or decreased if Kaletra is discontinued; therefore plasma lamotrigine monitoring should be conducted, particularly before and during 2 weeks after starting or stopping Kaletra, in order to see if lamotrigine dose adjustment is needed. <u>In patients currently taking Kaletra and starting lamotrigine:</u> no dose adjustments to the recommended dose escalation of lamotrigine should be necessary.
<i>Antidepressants and Anxiolytics</i>		
Trazodone single dose (Ritonavir, 200 mg BID)	Trazodone: AUC: ↑ 2.4-fold Adverse events of nausea, dizziness, hypotension and syncope were observed following co-administration of trazodone and ritonavir.	It is unknown whether the combination of Kaletra causes a similar increase in trazodone exposure. The combination should be used with caution and a lower dose of trazodone should be considered.
<i>Antifungals</i>		
Ketoconazole and Itraconazole	Ketoconazole, Itraconazole: Serum concentrations may be increased due to CYP3A inhibition by lopinavir/ritonavir.	High doses of ketoconazole and itraconazole (> 200 mg/day) are not recommended.

Voriconazole	Voriconazole: Concentrations may be decreased.	Co-administration of voriconazole and low dose ritonavir (100 mg BID) as contained in Kaletra should be avoided unless an assessment of the benefit/risk to patient justifies the use of voriconazole.
<i>Anti-gout agents</i>		
Colchicine single dose (Ritonavir 200 mg twice-daily)	Colchicine: AUC: ↑ 3-fold C _{max} : ↑ 1.8-fold Due to P-gp and/or CYP3A4 inhibition by ritonavir.	Concomitant administration of Kaletra with colchicine in patients with renal and/or hepatic impairment is contraindicated due to a potential increase of colchicine-related serious and/or life-threatening reactions such as neuromuscular toxicity (including rhabdomyolysis) (see sections 4.3 and 4.4). A reduction in colchicine dosage or an interruption of colchicine treatment is recommended in patients with normal renal or hepatic function if treatment with Kaletra is required. Refer to colchicine prescribing information.
<i>Antihistamines</i>		
Astemizole Terfenadine	Serum concentrations may be increased due to CYP3A inhibition by lopinavir/ritonavir.	Concomitant administration of Kaletra and astemizole and terfenadine is contraindicated as it may increase the risk of serious arrhythmias from these agents (see section 4.3).
<i>Anti-infectives</i>		
Fusidic acid	Fusidic acid: Concentrations may be increased due to CYP3A inhibition by lopinavir/ritonavir.	Concomitant administration of Kaletra with fusidic acid is contraindicated in dermatological indications due to the increased risk of adverse events related to fusidic acid, notably rhabdomyolysis (see section 4.3). When used for osteo-articular infections, where the co-administration is unavoidable, close clinical monitoring for muscular adverse events is strongly recommended (see section 4.4).
<i>Antimycobacterials</i>		
Bedaquiline (single dose) (Lopinavir/ritonavir 400/100 mg BID, multiple dose)	Bedaquiline: AUC: ↑ 22% C _{max} : ↔ A more pronounced effect on bedaquiline plasma exposures may be observed during prolonged co-administration with lopinavir/ritonavir. CYP3A4 inhibition likely due to lopinavir/ritonavir.	Due to the risk of bedaquiline related adverse events, the combination of bedaquiline and Kaletra should be avoided. If the benefit outweighs the risk, co-administration of bedaquiline with Kaletra must be done with caution. More frequent electrocardiogram monitoring and monitoring of transaminases is recommended (see section 4.4 and refer to the bedaquiline SmPC).

<p>Delamanid (100 mg BID)</p> <p>(Lopinavir/ritonavir 400/100 mg BID)</p>	<p>Delamanid: AUC: ↑ 22%</p> <p>DM-6705 (delamanid active metabolite): AUC: ↑ 30%</p> <p>A more pronounced effect on DM-6705 exposure may be observed during prolonged co-administration with lopinavir/ritonavir.</p>	<p>Due to the risk of QTc prolongation associated with DM-6705, if co-administration of delamanid with Kaletra is considered necessary, very frequent ECG monitoring throughout the full delamanid treatment period is recommended (see section 4.4 and refer to the delamanid SmPC).</p>
<p>Rifabutin, 150 mg QD</p>	<p>Rifabutin (parent drug and active 25-O-desacetyl metabolite): AUC: ↑ 5.7-fold C_{max}: ↑ 3.5-fold</p>	<p>When given with Kaletra the recommended dose of rifabutin is 150 mg 3 times per week on set days (for example Monday-Wednesday-Friday). Increased monitoring for rifabutin-associated adverse reactions including neutropenia and uveitis is warranted due to an expected increase in exposure to rifabutin. Further dosage reduction of rifabutin to 150 mg twice weekly on set days is recommended for patients in whom the 150 mg dose 3 times per week is not tolerated. It should be kept in mind that the twice weekly dosage of 150 mg may not provide an optimal exposure to rifabutin thus leading to a risk of rifamycin resistance and a treatment failure. No dose adjustment is needed for Kaletra.</p>

Rifampicin	Lopinavir: Large decreases in lopinavir concentrations may be observed due to CYP3A induction by rifampicin.	Co-administration of Kaletra with rifampicin is not recommended as the decrease in lopinavir concentrations may in turn significantly decrease the lopinavir therapeutic effect. A dose adjustment of Kaletra 400 mg/400 mg (i.e. Kaletra 400/100 mg + ritonavir 300 mg) twice daily has allowed compensating for the CYP 3A4 inducer effect of rifampicin. However, such a dose adjustment might be associated with ALT/AST elevations and with increase in gastrointestinal disorders. Therefore, this co-administration should be avoided unless judged strictly necessary. If this co-administration is judged unavoidable, increased dose of Kaletra at 400 mg/400 mg twice daily may be administered with rifampicin under close safety and therapeutic drug monitoring. The Kaletra dose should be titrated upward only after rifampicin has been initiated (see section 4.4).
<i>Antipsychotics</i>		
Lurasidone	Due to CYP3A inhibition by lopinavir/ritonavir, concentrations of lurasidone are expected to increase.	The concomitant administration with lurasidone is contraindicated (see section 4.3).
Pimozide	Due to CYP3A inhibition by lopinavir/ritonavir, concentrations of pimozide are expected to increase.	Concomitant administration of Kaletra and pimozide is contraindicated as it may increase the risk of serious haematologic abnormalities or other serious adverse effects from this agent (see section 4.3)
Quetiapine	Due to CYP3A inhibition by lopinavir/ritonavir, concentrations of quetiapine are expected to increase.	Concomitant administration of Kaletra and quetiapine is contraindicated as it may increase quetiapine-related toxicity.

<i>Benzodiazepines</i>		
Midazolam	<p>Oral Midazolam: AUC: ↑ 13-fold</p> <p>Parenteral Midazolam: AUC: ↑ 4-fold</p> <p>Due to CYP3A inhibition by lopinavir/ritonavir</p>	<p>Kaletra must not be co-administered with oral midazolam (see section 4.3), whereas caution should be used with co-administration of Kaletra and parenteral midazolam. If Kaletra is co-administered with parenteral midazolam, it should be done in an intensive care unit (ICU) or similar setting which ensures close clinical monitoring and appropriate medical management in case of respiratory depression and/or prolonged sedation. Dosage adjustment for midazolam should be considered especially if more than a single dose of midazolam is administered.</p>
<i>Beta₂-adrenoceptor agonist (long acting)</i>		
Salmeterol	<p>Salmeterol: Concentrations are expected to increase due to CYP3A inhibition by lopinavir/ritonavir.</p>	<p>The combination may result in increased risk of cardiovascular adverse events associated with salmeterol, including QT prolongation, palpitations and sinus tachycardia. Therefore, concomitant administration of Kaletra with salmeterol is not recommended (see section 4.4).</p>
<i>Calcium channel blockers</i>		
Felodipine, Nifedipine, and Nicardipine	<p>Felodipine, Nifedipine, Nicardipine: Concentrations may be increased due to CYP3A inhibition by lopinavir/ritonavir.</p>	<p>Clinical monitoring of therapeutic and adverse effects is recommended when these medicines are concomitantly administered with Kaletra.</p>
<i>Corticosteroids</i>		
Dexamethasone	<p>Lopinavir: Concentrations may be decreased due to CYP3A induction by dexamethasone.</p>	<p>Clinical monitoring of antiviral efficacy is recommended when these medicines are concomitantly administered with Kaletra.</p>

Inhaled, injectable or intranasal fluticasone propionate, budesonide, triamcinolone	Fluticasone propionate, 50 µg intranasal 4 times daily: Plasma concentrations ↑ Cortisol levels ↓ 86%	Greater effects may be expected when fluticasone propionate is inhaled. Systemic corticosteroid effects including Cushing's syndrome and adrenal suppression have been reported in patients receiving ritonavir and inhaled or intranasally administered fluticasone propionate; this could also occur with other corticosteroids metabolised via the P450 3A pathway e.g. budesonide and triamcinolone. Consequently, concomitant administration of Kaletra and these glucocorticoids is not recommended unless the potential benefit of treatment outweighs the risk of systemic corticosteroid effects (see section 4.4). A dose reduction of the glucocorticoid should be considered with close monitoring of local and systemic effects or a switch to a glucocorticoid, which is not a substrate for CYP3A4 (e.g. beclomethasone). Moreover, in case of withdrawal of glucocorticoids progressive dose reduction may have to be performed over a longer period.
<i>Phosphodiesterase(PDE5) inhibitors</i>		
Avanafil (ritonavir 600 mg BID)	Avanafil: AUC: ↑ 13-fold Due to CYP3A inhibition by lopinavir/ritonavir.	The use of avanafil with Kaletra is contraindicated (see section 4.3).
Tadalafil	Tadalafil: AUC: ↑ 2-fold Due to CYP3A4 inhibition by lopinavir/ritonavir.	<u>For the treatment of pulmonary arterial hypertension:</u> Co-administration of Kaletra with sildenafil is contraindicated (see section 4.3). Co-administration of Kaletra with tadalafil is not recommended. <u>For erectile dysfunction:</u> Particular caution must be used when prescribing sildenafil or tadalafil in patients receiving Kaletra with increased monitoring for adverse events including hypotension, syncope, visual changes and prolonged erection (see section 4.4). When co-administered with Kaletra, sildenafil doses must not exceed 25 mg in 48 hours and tadalafil doses must not exceed 10 mg every 72 hours.
Sildenafil	Sildenafil: AUC: ↑ 11-fold Due to CYP3A inhibition by lopinavir/ritonavir.	
Vardenafil	Vardenafil: AUC: ↑ 49-fold Due to CYP3A inhibition by lopinavir/ritonavir.	The use of vardenafil with Kaletra is contraindicated (see section 4.3).

<i>Ergot alkaloids</i>		
Dihydroergotamine, ergonovine, ergotamine, methylergonovine	Serum concentrations may be increased due to CYP3A inhibition by lopinavir/ritonavir.	Concomitant administration of Kaletra and ergot alkaloids are contraindicated as it may lead to acute ergot toxicity, including vasospasm and ischaemia (see section 4.3).
<i>GI motility agent</i>		
Cisapride	Serum concentrations may be increased due to CYP3A inhibition by lopinavir/ritonavir.	Concomitant administration of Kaletra and cisapride is contraindicated as it may increase the risk of serious arrhythmias from this agent (see section 4.3).
<i>HCV direct acting antivirals</i>		
Elbasvir/grazoprevir (50/200 mg QD)	<p>Elbasvir: AUC: ↑ 2.71-fold C_{max}: ↑ 1.87-fold C₂₄: ↑ 3.58-fold</p> <p>Grazoprevir: AUC: ↑ 11.86-fold C_{max}: ↑ 6.31-fold C₂₄: ↑ 20.70-fold</p> <p>(combinations of mechanisms including CYP3A inhibition)</p> <p>Lopinavir: ↔</p>	Concomitant administration of elbasvir/grazoprevir with Kaletra is contraindicated (see section 4.3).
Glecaprevir/pibrentasvir	Serum concentrations may be increased due to P-glycoprotein, BCRP and OATP1B inhibition by lopinavir/ritonavir.	Concomitant administration of glecaprevir/pibrentasvir and Kaletra is not recommended due to an increased risk of ALT elevations associated with increased glecaprevir exposure.

<p>Ombitasvir/paritaprevir/ ritonavir + dasabuvir</p> <p>(25/150/100 mg QD + 400 mg BID)</p> <p>Lopinavir/ritonavir 400/100 mg BID</p>	<p>Ombitasvir: ↔</p> <p>Paritaprevir: AUC: ↑ 2.17-fold C_{max}: ↑ 2.04-fold C_{trough}: ↑ 2.36-fold</p> <p>(inhibition of CYP3A/efflux transporters)</p> <p>Dasabuvir: ↔</p> <p>Lopinavir: ↔</p>	<p>Co-administration is contraindicated.</p> <p>Lopinavir/ritonavir 800/200 mg QD was administered with ombitasvir/paritaprevir/ritonavir with or without dasabuvir. The effect on DAAs and lopinavir was similar to that observed when lopinavir/ritonavir 400/100 mg BID was administered (see section 4.3).</p>
<p>Ombitasvir/paritaprevir/ ritonavir</p> <p>(25/150/100 mg QD)</p> <p>Lopinavir/ritonavir 400/100 mg BID</p>	<p>Ombitasvir: ↔</p> <p>Paritaprevir: AUC: ↑ 6.10-fold C_{max}: ↑ 4.76-fold C_{trough}: ↑ 12.33-fold</p> <p>(inhibition of CYP3A/efflux transporters)</p> <p>Lopinavir: ↔</p>	
<p>Sofosbuvir/velpatasvir/ voxilaprevir</p>	<p>Serum concentrations of sofosbuvir, velpatasvir and voxilaprevir may be increased due to P-glycoprotein, BCRP and OATP1B1/3 inhibition by lopinavir/ritonavir. However, only the increase in voxilaprevir exposure is considered clinically relevant.</p>	<p>It is not recommended to co-administer Kaletra and sofosbuvir/velpatasvir/ voxilaprevir.</p>
<p><i>HCV protease inhibitors</i></p>		
<p>Simeprevir 200 mg daily (ritonavir 100 mg BID)</p>	<p>Simeprevir: AUC: ↑ 7.2-fold C_{max}: ↑ 4.7-fold C_{min}: ↑ 14.4-fold</p>	<p>It is not recommended to co-administer Kaletra and simeprevir.</p>

<i>Herbal products</i>		
St John's wort (<i>Hypericum perforatum</i>)	Lopinavir: Concentrations may be reduced due to induction of CYP3A by the herbal preparation St John's wort.	Herbal preparations containing St John's wort must not be combined with lopinavir and ritonavir. If a patient is already taking St John's wort, stop St John's wort and if possible check viral levels. Lopinavir and ritonavir levels may increase on stopping St John's wort. The dose of Kaletra may need adjusting. The inducing effect may persist for at least 2 weeks after cessation of treatment with St John's wort (see section 4.3). Therefore, Kaletra can be started safely 2 weeks after cessation of St John's wort.
<i>Immunosuppressants</i>		
Cyclosporin, Sirolimus (rapamycin), and Tacrolimus	Cyclosporin, Sirolimus (rapamycin), Tacrolimus: Concentrations may be increased due to CYP3A inhibition by lopinavir/ritonavir.	More frequent therapeutic concentration monitoring is recommended until plasma levels of these products have been stabilised.
<i>Lipid lowering agents</i>		
Lovastatin and Simvastatin	Lovastatin, Simvastatin: Markedly increased plasma concentrations due to CYP3A inhibition by lopinavir/ritonavir.	Since increased concentrations of HMG-CoA reductase inhibitors may cause myopathy, including rhabdomyolysis, the combination of these agents with Kaletra is contraindicated (see section 4.3).
<i>Lipid-modifying agents</i>		
Lomitapide	CYP3A4 inhibitors increase the exposure of lomitapide, with strong inhibitors increasing exposure approximately 27-fold. Due to CYP3A inhibition by lopinavir/ritonavir, concentrations of lomitapide are expected to increase.	Concomitant use of Kaletra with lomitapide is contraindicated (see prescribing information for lomitapide) (see section 4.3).
Atorvastatin	Atorvastatin: AUC: ↑ 5.9-fold C _{max} : ↑ 4.7-fold Due to CYP3A inhibition by lopinavir/ritonavir.	The combination of Kaletra with atorvastatin is not recommended. If the use of atorvastatin is considered strictly necessary, the lowest possible dose of atorvastatin should be administered with careful safety monitoring (see section 4.4).
Rosuvastatin, 20 mg QD	Rosuvastatin: AUC: ↑ 2-fold C _{max} : ↑ 5-fold While rosuvastatin is poorly metabolised by CYP3A4, an increase of its plasma concentrations was observed. The mechanism of this interaction may result from inhibition of transport proteins.	Caution should be exercised and reduced doses should be considered when Kaletra is co-administered with rosuvastatin (see section 4.4).
Fluvastatin or Pravastatin	Fluvastatin, Pravastatin:	If treatment with an HMG-CoA reductase inhibitor is indicated,

	No clinical relevant interaction expected. Pravastatin is not metabolised by CYP450. Fluvastatin is partially metabolised by CYP2C9.	fluvastatin or pravastatin is recommended.
<i>Opioids</i>		
Buprenorphine, 16 mg QD	Buprenorphine: ↔	No dose adjustment necessary.
Methadone	Methadone: ↓	Monitoring plasma concentrations of methadone is recommended.
<i>Oral contraceptives</i>		
Ethinyl Oestradiol	Ethinyl Oestradiol: ↓	In case of co-administration of Kaletra with contraceptives containing ethinyl oestradiol (whatever the contraceptive formulation e.g. oral or patch), additional methods of contraception must be used.
<i>Smoking cessation aids</i>		
Bupropion	Bupropion and its active metabolite, hydroxybupropion: AUC and C _{max} ↓ ~50% This effect may be due to induction of bupropion metabolism.	If the co-administration of Kaletra with bupropion is judged unavoidable, this should be done under close clinical monitoring for bupropion efficacy, without exceeding the recommended dosage, despite the observed induction.
<i>Thyroid hormone replacement therapy</i>		
Levothyroxine	Post-marketing cases have been reported indicating a potential interaction between ritonavir containing products and levothyroxine.	Thyroid-stimulating hormone (TSH) should be monitored in patients treated with levothyroxine at least the first month after starting and/or ending lopinavir/ritonavir treatment.
<i>Vasodilating agents</i>		
Bosentan	Lopinavir - ritonavir: Lopinavir/ritonavir plasma concentrations may decrease due to CYP3A4 induction by bosentan. Bosentan: AUC: ↑ 5-fold C _{max} : ↑ 6-fold Initially, bosentan C _{min} : ↑ by approximately 48-fold. Due to CYP3A4 inhibition by lopinavir/ritonavir.	Caution should be exercised in administering Kaletra with bosentan. When Kaletra is administered concomitantly with bosentan, the efficacy of the HIV therapy should be monitored and patients should be closely observed for bosentan toxicity, especially during the first week of co-administration.
Riociguat	Serum concentrations may be increased due to CYP3A and P-gp inhibition by lopinavir/ritonavir.	The co-administration of riociguat with Kaletra is not recommended (see section 4.4 and refer to riociguat SmPC).
<i>Other medicinal products</i>		
Based on known metabolic profiles, clinically significant interactions are not expected between Kaletra and dapsone, trimethoprim/sulfamethoxazole, azithromycin or fluconazole.		

4.6 Fertility, pregnancy and lactation

Pregnancy

As a general rule, when deciding to use antiretroviral agents for the treatment of HIV infection in pregnant women and consequently for reducing the risk of HIV vertical transmission to the newborn, the animal data as well as the clinical experience in pregnant women should be taken into account in order to characterise the safety for the foetus.

Lopinavir/ritonavir has been evaluated in over 3000 women during pregnancy, including over 1000 during the first trimester.

In post-marketing surveillance through the Antiretroviral Pregnancy Registry, established since January 1989, an increased risk of birth defects exposures with Kaletra has not been reported among over 1000 women exposed during the first trimester. The prevalence of birth defects after any trimester exposure to lopinavir is comparable to the prevalence observed in the general population. No pattern of birth defects suggestive of a common etiology was seen. Studies in animals have shown reproductive toxicity (see section 5.3). Based on the data mentioned, the malformative risk is unlikely in humans. Lopinavir can be used during pregnancy if clinically needed.

Breast-feeding

Studies in rats revealed that lopinavir is excreted in the milk. It is not known whether this medicinal product is excreted in human milk. As a general rule, it is recommended that women living with HIV do not breast-feed their babies in order to avoid transmission of HIV.

Fertility

Animal studies have shown no effects on fertility. No human data on the effect of lopinavir/ritonavir on fertility are available.

4.7 Effects on ability to drive and use machines

No studies on the effects on the ability to drive and use machines have been performed. Patients should be informed that nausea has been reported during treatment with Kaletra (see section 4.8).

4.8 Undesirable effects

a. Summary of the safety profile

The safety of Kaletra has been investigated in over 2600 patients in Phase II-IV clinical trials, of which over 700 have received a dose of 800/200 mg (6 capsules or 4 tablets) once daily. Along with nucleoside reverse transcriptase inhibitors (NRTIs), in some studies, Kaletra was used in combination with efavirenz or nevirapine.

The most common adverse reactions related to Kaletra therapy during clinical trials were diarrhoea, nausea, vomiting, hypertriglyceridaemia and hypercholesterolemia. The risk of diarrhoea may be greater with once-daily dosing of Kaletra. Diarrhoea, nausea and vomiting may occur at the beginning of the treatment while hypertriglyceridaemia and hypercholesterolemia may occur later. Treatment emergent adverse events led to premature study discontinuation for 7% of subjects from Phase II-IV studies.

It is important to note that cases of pancreatitis have been reported in patients receiving Kaletra, including those who developed hypertriglyceridaemia. Furthermore, rare increases in PR interval have been reported during Kaletra therapy (see section 4.4).

b. Tabulated list of adverse reactions

Adverse reactions from clinical trials and post-marketing experience in adult and paediatric patients:

The following events have been identified as adverse reactions. The frequency category includes all reported events of moderate to severe intensity, regardless of the individual causality assessment. The adverse reactions are displayed by system organ class. Within each frequency grouping, undesirable effects are presented in order of decreasing seriousness: very common ($\geq 1/10$), common ($\geq 1/100$ to $< 1/10$), uncommon ($\geq 1/1000$ to $< 1/100$), rare ($\geq 1/10,000$ to $< 1/1000$) and not known (cannot be estimated from the available data).

Undesirable effects in clinical studies and post-marketing in adult patients		
System organ class	Frequency	Adverse reaction
Infections and infestations	Very common	Upper respiratory tract infection
	Common	Lower respiratory tract infection, skin infections including cellulitis, folliculitis and furuncle
Blood and lymphatic system disorders	Common	Anaemia, leucopenia, neutropenia, lymphadenopathy
Immune system disorders	Common	Hypersensitivity including urticaria and angioedema
	Uncommon	Immune reconstitution inflammatory syndrome
Endocrine disorders	Uncommon	Hypogonadism
Metabolism and nutrition disorders	Common	Blood glucose disorders including diabetes mellitus, hypertriglyceridaemia, hypercholesterolemia, weight decreased, decreased appetite
	Uncommon	Weight increased, increased appetite
Psychiatric disorders	Common	Anxiety
	Uncommon	Abnormal dreams, libido decreased
Nervous system disorders	Common	Headache (including migraine), neuropathy (including peripheral neuropathy), dizziness, insomnia
	Uncommon	Cerebrovascular accident, convulsion, dysgeusia, ageusia, tremor
Eye disorders	Uncommon	Visual impairment
Ear and labyrinth disorders	Uncommon	Tinnitus, vertigo
Cardiac disorders	Uncommon	Atherosclerosis such as myocardial infarction, atrioventricular block, tricuspid valve incompetence
Vascular disorders	Common	Hypertension
	Uncommon	Deep vein thrombosis
Gastrointestinal disorders	Very common	Diarrhoea, nausea
	Common	Pancreatitis ¹ , vomiting, gastrooesophageal reflux disease, gastroenteritis and colitis, abdominal pain (upper and lower), abdominal distension, dyspepsia, haemorrhoids, flatulence

	Uncommon	Gastrointestinal haemorrhage including gastrointestinal ulcer, duodenitis, gastritis and rectal haemorrhage, stomatitis and oral ulcers, faecal incontinence, constipation, dry mouth
Hepatobiliary disorders	Common	Hepatitis including AST, ALT and GGT increases
	Uncommon	Jaundice, hepatic steatosis, hepatomegaly, cholangitis, hyperbilirubinemia
Skin and subcutaneous tissue disorders	Common	Rash including maculopapular rash, dermatitis/rash including eczema and seborrheic dermatitis, night sweats, pruritus
	Uncommon	Alopecia, capillaritis, vasculitis
	Rare	Stevens-Johnson syndrome, erythema multiforme
Musculoskeletal and connective tissue disorders	Common	Myalgia, musculoskeletal pain including arthralgia and back pain, muscle disorders such as weakness and spasms
	Uncommon	Rhabdomyolysis, osteonecrosis
Renal and urinary disorders	Uncommon	Creatinine clearance decreased, nephritis, haematuria
	Not known	Nephrolithiasis
Reproductive system and breast disorders	Common	Erectile dysfunction, menstrual disorders - amenorrhoea, menorrhagia
General disorders and administration site conditions	Common	Fatigue including asthenia

¹ See section 4.4: pancreatitis and lipids

c. Description of selected adverse reactions

Cushing's syndrome has been reported in patients receiving ritonavir and inhaled or intranasally administered fluticasone propionate; this could also occur with other corticosteroids metabolised via the P450 3A pathway e.g. budesonide (see section 4.4 and 4.5).

Increased creatine phosphokinase (CPK), myalgia, myositis, and rarely, rhabdomyolysis have been reported with protease inhibitors, particularly in combination with nucleoside reverse transcriptase inhibitors.

Metabolic parameters

Weight and levels of blood lipids and glucose may increase during antiretroviral therapy (see section 4.4).

In HIV-infected patients with severe immune deficiency at the time of initiation of combination antiretroviral therapy (CART), an inflammatory reaction to asymptomatic or residual opportunistic infections may arise. Autoimmune disorders (such as Graves' disease and autoimmune hepatitis) have also been reported; however, the reported time to onset is more variable and can occur many months after initiation of treatment (see section 4.4).

Cases of osteonecrosis have been reported, particularly in patients with generally acknowledged risk factors, advanced HIV disease or long-term exposure to combination antiretroviral therapy (CART). The frequency of this is unknown (see section 4.4).

d. Paediatric populations

In children 2 years of age and older, the nature of the safety profile is similar to that seen in adults (see Table in section b).

Reporting of suspected adverse reactions

Reporting suspected adverse reactions after authorisation of the medicinal product is important. It allows continued monitoring of the benefit/risk balance of the medicinal product. Healthcare professionals are asked to report any suspected adverse reactions via the national reporting system listed in [Appendix V](#).

4.9 Overdose

To date, there is limited human experience of acute overdose with Kaletra.

The adverse clinical signs observed in dogs included salivation, emesis and diarrhoea/abnormal stool. The signs of toxicity observed in mice, rats or dogs included decreased activity, ataxia, emaciation, dehydration and tremors.

There is no specific antidote for overdose with Kaletra. Treatment of overdose with Kaletra is to consist of general supportive measures including monitoring of vital signs and observation of the clinical status of the patient. If indicated, elimination of unabsorbed active substance is to be achieved by emesis or gastric lavage. Administration of activated charcoal may also be used to aid in removal of unabsorbed active substance. Since Kaletra is highly protein bound, dialysis is unlikely to be beneficial in significant removal of the active substance.

5. PHARMACOLOGICAL PROPERTIES

5.1 Pharmacodynamic properties

Pharmaco-therapeutic group: antivirals for systemic use, antivirals for treatment of HIV infections, combinations, ATC code: J05AR10

Mechanism of action

Lopinavir provides the antiviral activity of Kaletra. Lopinavir is an inhibitor of the HIV-1 and HIV-2 proteases. Inhibition of HIV protease prevents cleavage of the *gag-pol* polyprotein resulting in the production of immature, non-infectious virus.

Effects on the electrocardiogram

QTcF interval was evaluated in a randomised, placebo and active (moxifloxacin 400 mg once daily) controlled crossover study in 39 healthy adults, with 10 measurements over 12 hours on Day 3. The maximum mean (95% upper confidence bound) differences in QTcF from placebo were 3.6 (6.3) and 13.1(15.8) for 400/100 mg twice daily and supratherapeutic 800/200 mg twice daily LPV/r, respectively. The induced QRS interval prolongation from 6 ms to 9.5 ms with high dose lopinavir/ritonavir (800/200 mg twice daily) contributes to QT prolongation. The two regimens resulted in exposures on Day 3 which were approximately 1.5 and 3-fold higher than those observed with recommended once-daily or twice-daily LPV/r doses at steady state. No subject experienced an increase in QTcF of ≥ 60 ms from baseline or a QTcF interval exceeding the potentially clinically relevant threshold of 500 ms.

Modest prolongation of the PR interval was also noted in subjects receiving lopinavir/ritonavir in the same study on Day 3. The mean changes from baseline in PR interval ranged from 11.6 ms to 24.4 ms in the 12 hour interval post dose. Maximum PR interval was 286 ms and no second or third degree heart block was observed (see section 4.4).

Antiviral activity *in vitro*

The *in vitro* antiviral activity of lopinavir against laboratory and clinical HIV strains was evaluated in acutely infected lymphoblastic cell lines and peripheral blood lymphocytes, respectively. In the absence of human serum, the mean IC₅₀ of lopinavir against five different HIV-1 laboratory strains was 19 nM. In the absence and presence of 50% human serum, the mean IC₅₀ of lopinavir against HIV-1_{IIIB} in MT4 cells was 17 nM and 102 nM, respectively. In the absence of human serum, the mean IC₅₀ of lopinavir was 6.5 nM against several HIV-1 clinical isolates.

Resistance

In vitro selection of resistance

HIV-1 isolates with reduced susceptibility to lopinavir have been selected *in vitro*. HIV-1 has been passaged *in vitro* with lopinavir alone and with lopinavir plus ritonavir at concentration ratios representing the range of plasma concentration ratios observed during Kaletra therapy. Genotypic and phenotypic analysis of viruses selected in these passages suggest that the presence of ritonavir, at these concentration ratios, does not measurably influence the selection of lopinavir-resistant viruses. Overall, the *in vitro* characterisation of phenotypic cross-resistance between lopinavir and other protease inhibitors suggest that decreased susceptibility to lopinavir correlated closely with decreased susceptibility to ritonavir and indinavir, but did not correlate closely with decreased susceptibility to amprenavir, saquinavir, and nelfinavir.

Analysis of resistance in ARV-naïve patients

In clinical studies with a limited number of isolates analysed, the selection of resistance to lopinavir has not been observed in naïve patients without significant protease inhibitor resistance at baseline. See further the detailed description of the clinical studies.

Analysis of resistance in PI-experienced patients

The selection of resistance to lopinavir in patients having failed prior protease inhibitor therapy was characterised by analysing the longitudinal isolates from 19 protease inhibitor-experienced subjects in 2 Phase II and one Phase III studies who either experienced incomplete virologic suppression or viral rebound subsequent to initial response to Kaletra and who demonstrated incremental *in vitro* resistance between baseline and rebound (defined as emergence of new mutations or 2-fold change in phenotypic susceptibility to lopinavir). Incremental resistance was most common in subjects whose baseline isolates had several protease inhibitor-associated mutations, but < 40-fold reduced susceptibility to lopinavir at baseline. Mutations V82A, I54V and M46I emerged most frequently. Mutations L33F, I50V and V32I combined with I47V/A were also observed. The 19 isolates demonstrated a 4.3-fold increase in IC₅₀ compared to baseline isolates (from 6.2- to 43-fold, compared to wild-type virus).

Genotypic correlates of reduced phenotypic susceptibility to lopinavir in viruses selected by other protease inhibitors. The *in vitro* antiviral activity of lopinavir against 112 clinical isolates taken from patients failing therapy with one or more protease inhibitors was assessed. Within this panel, the following mutations in HIV protease were associated with reduced *in vitro* susceptibility to lopinavir: L10F/I/R/V, K20M/R, L24I, M46I/L, F53L, I54L/T/V, L63P, A71I/L/T/V, V82A/F/T, I84V and L90M. The median EC₅₀ of lopinavir against isolates with 0 – 3, 4 – 5, 6 – 7 and 8 – 10 mutations at the above amino acid positions was 0.8, 2.7, 13.5 and 44.0-fold higher than the EC₅₀ against wild type HIV, respectively. The 16 viruses that displayed > 20-fold change in susceptibility all contained mutations at positions 10, 54, 63 plus 82 and/or 84. In addition, they contained a median of 3 mutations at amino acid positions 20, 24, 46, 53, 71 and 90. In addition to the mutations described above, mutations V32I and I47A have been observed in rebound isolates with reduced lopinavir susceptibility from protease inhibitor experienced patients receiving Kaletra therapy, and mutations I47A and L76V have been observed in rebound isolates with reduced lopinavir susceptibility from patients receiving Kaletra therapy.

Conclusions regarding the relevance of particular mutations or mutational patterns are subject to change with additional data, and it is recommended to always consult current interpretation systems for analysing resistance test results.

Antiviral activity of Kaletra in patients failing protease inhibitor therapy

The clinical relevance of reduced *in vitro* susceptibility to lopinavir has been examined by assessing the virologic response to Kaletra therapy, with respect to baseline viral genotype and phenotype, in 56 patients previous failing therapy with multiple protease inhibitors. The EC₅₀ of lopinavir against the 56 baseline viral isolates ranged from 0.6 to 96-fold higher than the EC₅₀ against wild type HIV. After 48 weeks of treatment with Kaletra, efavirenz and nucleoside reverse transcriptase inhibitors, plasma HIV RNA ≤ 400 copies/ml was observed in 93% (25/27), 73% (11/15), and 25% (2/8) of patients with < 10-fold, 10 to 40-fold, and > 40-fold reduced susceptibility to lopinavir at baseline, respectively. In addition, virologic response was observed in 91% (21/23), 71% (15/21) and 33% (2/6) patients with 0 – 5, 6 – 7, and 8 – 10 mutations of the above mutations in HIV protease associated with reduced *in vitro* susceptibility to lopinavir. Since these patients had not previously been exposed to either Kaletra or efavirenz, part of the response may be attributed to the antiviral activity of efavirenz, particularly in patients harbouring highly lopinavir resistant virus. The study did not contain a control arm of patients not receiving Kaletra.

Cross-resistance

Activity of other protease inhibitors against isolates that developed incremental resistance to lopinavir after Kaletra therapy in protease inhibitor experienced patients: The presence of cross resistance to other protease inhibitors was analysed in 18 rebound isolates that had demonstrated evolution of resistance to lopinavir during 3 Phase II and one Phase III studies of Kaletra in protease inhibitor-experienced patients. The median fold IC₅₀ of lopinavir for these 18 isolates at baseline and rebound was 6.9- and 63-fold, respectively, compared to wild type virus. In general, rebound isolates either retained (if cross-resistant at baseline) or developed significant cross-resistance to indinavir, saquinavir and atazanavir. Modest decreases in amprenavir activity were noted with a median increase of IC₅₀ from 3.7- to 8-fold in the baseline and rebound isolates, respectively. Isolates retained susceptibility to tipranavir with a median increase of IC₅₀ in baseline and rebound isolates of 1.9- and 1.8-fold, respectively, compared to wild type virus. Please refer to the Aptivus Summary of Product Characteristics for additional information on the use of tipranavir, including genotypic predictors of response, in treatment of lopinavir-resistant HIV-1 infection.

Clinical results

The effects of Kaletra (in combination with other antiretroviral agents) on biological markers (plasma HIV RNA levels and CD4+ T-cell counts) have been investigated in controlled studies of Kaletra of 48 to 360 weeks duration.

Adult Use

Patients without prior antiretroviral therapy

Study M98-863 was a randomised, double-blind trial of 653 antiretroviral treatment naïve patients investigating Kaletra (400/100 mg twice daily) compared to nelfinavir (750 mg three times daily) plus stavudine and lamivudine. Mean baseline CD4+ T-cell count was 259 cells/mm³ (range: 2 to 949 cells/ mm³) and mean baseline plasma HIV-1 RNA was 4.9 log₁₀ copies/ml (range: 2.6 to 6.8 log₁₀ copies/ml).

Table 1

Outcomes at Week 48: Study M98-863		
	Kaletra (N=326)	Nelfinavir (N=327)
HIV RNA < 400 copies/ml*	75%	63%
HIV RNA < 50 copies/ml*†	67%	52%
Mean increase from baseline in CD4+ T-cell count (cells/mm ³)	207	195

* intent to treat analysis where patients with missing values are considered virologic failures

† p < 0.001

One-hundred thirteen nelfinavir-treated patients and 74 lopinavir/ritonavir-treated patients had an HIV RNA above 400 copies/ml while on treatment from Week 24 through Week 96. Of these, isolates from 96 nelfinavir-treated patients and 51 lopinavir/ritonavir-treated patients could be amplified for resistance testing. Resistance to nelfinavir, defined as the presence of the D30N or L90M mutation in protease, was observed in 41/96 (43%) patients. Resistance to lopinavir, defined as the presence of any primary or active site mutations in protease (see above), was observed in 0/51 (0%) patients. Lack of resistance to lopinavir was confirmed by phenotypic analysis.

Study M05-730 was a randomised, open-label, multicentre trial comparing treatment with Kaletra 800/200 mg once daily plus tenofovir DF and emtricitabine versus Kaletra 400/100 mg twice daily plus tenofovir DF and emtricitabine in 664 antiretroviral treatment-naïve patients. Given the pharmacokinetic interaction between Kaletra and tenofovir (see section 4.5), the results of this study might not be strictly extrapolable when other backbone regimens are used with Kaletra. Patients were randomised in a 1:1 ratio to receive either Kaletra 800/200 mg once daily (n = 333) or Kaletra 400/100 mg twice daily (n = 331). Further stratification within each group was 1:1 (tablet versus soft capsule). Patients were administered either the tablet or the soft capsule formulation for 8 weeks, after which all patients were administered the tablet formulation once daily or twice daily for the remainder of the study. Patients were administered emtricitabine 200 mg once daily and tenofovir DF 300 mg once daily (equivalent to 245 mg tenofovir disoproxil). Protocol defined non-inferiority of once-daily dosing compared with twice-daily dosing was demonstrated if the lower bound of the 95% confidence interval for the difference in proportion of subjects responding (once daily minus twice daily) excluded -12% at Week 48. Mean age of patients enrolled was 39 years (range: 19 to 71); 75% were Caucasian, and 78% were male. Mean baseline CD4+ T-cell count was 216 cells/mm³ (range: 20 to 775 cells/mm³) and mean baseline plasma HIV-1 RNA was 5.0 log₁₀ copies/ml (range: 1.7 to 7.0 log₁₀ copies/ml).

Table 2

<u>Virologic Response of Study Subjects at Week 48 and Week 96</u>						
	<u>Week 48</u>			<u>Week 96</u>		
	<u>QD</u>	<u>BID</u>	<u>Difference [95% CI]</u>	<u>QD</u>	<u>BID</u>	<u>Difference [95% CI]</u>
<u>NC= Failure</u>	257/333 (77.2%)	251/331 (75.8%)	1.3 % [-5.1, 7.8]	216/333 (64.9%)	229/331 (69.2%)	-4.3% [-11.5, 2.8]
<u>Observed data</u>	257/295 (87.1%)	250/280 (89.3%)	-2.2% [-7.4, 3.1]	216/247 (87.4%)	229/248 (92.3%)	-4.9% [-10.2, 0.4]
Mean increase from baseline in CD4+ T-cell count (cells/mm ³)	186	198		238	254	

Through Week 96, genotypic resistance testing results were available from 25 patients in the QD group and 26 patients in the BID group who had incomplete virologic response. In the QD group, no patient demonstrated lopinavir resistance, and in the BID group, 1 patient who had significant protease inhibitor resistance at baseline demonstrated additional lopinavir resistance on study.

Sustained virological response to Kaletra (in combination with nucleoside/nucleotide reverse transcriptase inhibitors) has been also observed in a small Phase II study (M97-720) through 360 weeks of treatment. One hundred patients were originally treated with Kaletra in the study (including 51 patients receiving 400/100 mg twice daily and 49 patients at either 200/100 mg twice daily or 400/200 mg twice daily). All patients converted to open-label Kaletra at the 400/100 mg twice-daily dose between week 48 and week 72. Thirty-nine patients (39%) discontinued the study, including 16 (16%) discontinuations due to adverse events, one of which was associated with a death. Sixty-one patients completed the study (35 patients received the recommended 400/100 mg twice-daily dose throughout the study).

Table 3

Outcomes at Week 360: Study M97-720	
	Kaletra (N=100)
HIV RNA < 400 copies/ml	61%
HIV RNA < 50 copies/ml	59%
Mean increase from baseline in CD4+ T-cell count (cells/mm ³)	501

Through 360 weeks of treatment, genotypic analysis of viral isolates was successfully conducted in 19 of 28 patients with confirmed HIV RNA above 400 copies/ml revealed no primary or active site mutations in protease (amino acids at positions 8, 30, 32, 46, 47, 48, 50, 82, 84 and 90) or protease inhibitor phenotypic resistance.

Patients with prior antiretroviral therapy

M06-802 was a randomised open-label study comparing the safety, tolerability and antiviral activity of once-daily and twice-daily dosing of lopinavir/ritonavir tablets in 599 subjects with detectable viral loads while receiving their current antiviral therapy. Patients had not been on prior lopinavir/ritonavir therapy. They were randomised in a 1:1 ratio to receive either lopinavir/ritonavir 800/200 mg once daily (n = 300) or lopinavir/ritonavir 400/100 mg twice daily (n = 299). Patients were administered at least two nucleoside/nucleotide reverse transcriptase inhibitors selected by the investigator. The enrolled population was moderately PI-experienced with more than half of patients having never received prior PI and around 80% of patients presenting a viral strain with less than 3 PI mutations. Mean age of patients enrolled was 41 years (range: 21 to 73); 51% were Caucasian and 66% were male. Mean baseline CD4+ T-cell count was 254 cells/mm³ (range: 4 to 952 cells/mm³) and mean baseline plasma HIV-1 RNA was 4.3 log₁₀ copies/ml (range: 1.7 to 6.6 log₁₀ copies/ml). Around 85% of patients had a viral load of < 100,000 copies/ml.

Table 4

Virologic Response of Study Subjects at Week 48 Study 802			
	QD	BID	Difference [95% CI]
NC= Failure	171/300 (57%)	161/299 (53.8%)	3.2% [-4.8%, 11.1%]
Observed data	171/225 (76.0%)	161/223 (72.2%)	3.8% [-4.3%, 11.9%]
Mean increase from baseline in CD4+ T-cell count (cells/mm ³)	135	122	

Through Week 48, genotypic resistance testing results were available from 75 patients in the QD group and 75 patients in the BID group who had incomplete virologic response. In the QD group, 6/75 (8%) patients demonstrated new primary protease inhibitor mutations (codons 30, 32, 48, 50, 82, 84, 90), as did 12/77 (16%) patients in the BID group.

Paediatric Use

M98-940 was an open-label study of a liquid formulation of Kaletra in 100 antiretroviral naïve (44%) and experienced (56%) paediatric patients. All patients were non-nucleoside reverse transcriptase inhibitor naïve. Patients were randomised to either 230 mg lopinavir/57.5 mg ritonavir per m² or 300 mg lopinavir/75 mg ritonavir per m². Naïve patients also received nucleoside reverse transcriptase inhibitors. Experienced patients received nevirapine plus up to two nucleoside reverse transcriptase inhibitors. Safety, efficacy and pharmacokinetic profiles of the two dose regimens were assessed after 3 weeks of therapy in each patient. Subsequently, all patients were continued on the 300/75 mg per m²

dose. Patients had a mean age of 5 years (range 6 months to 12 years) with 14 patients less than 2 years old and 6 patients one year or less. Mean baseline CD4+ T-cell count was 838 cells/mm³ and mean baseline plasma HIV-1 RNA was 4.7 log₁₀ copies/ml.

Table 5

Outcomes at Week 48: Study M98-940		
	Antiretroviral Naïve (N=44)	Antiretroviral Experienced (N=56)
HIV RNA < 400 copies/ml	84%	75%
Mean increase from baseline in CD4+ T-cell count (cells/mm ³)	404	284

KONCERT/PENTA 18 is a prospective multicentre, randomised, open-label study that evaluated the pharmacokinetic profile, efficacy and safety of twice-daily versus once-daily dosing of lopinavir/ritonavir 100 mg/25 mg tablets dosed by weight as part of combination antiretroviral therapy (cART) in virologically suppressed HIV-1 infected children (n=173). Children were eligible when they were aged <18 years, ≥15 kg in weight, receiving cART that included lopinavir/ritonavir, HIV-1 ribonucleic acid (RNA) <50 copies/ml for at least 24 weeks and able to swallow tablets. At week 48, the efficacy and safety with twice-daily dosing (n=87) in the paediatric population given lopinavir/ritonavir 100 mg/25 mg tablets was consistent with the efficacy and safety findings in previous adult and paediatric studies using lopinavir/ritonavir twice daily. The percentage of patients with confirmed viral rebound >50 copies/ml during 48 weeks of follow-up was higher in the paediatric patients receiving lopinavir/ritonavir tablets once daily (12%) than in patients receiving the twice-daily dosing (8%, p = 0.19), mainly due to lower adherence in the once-daily group. The efficacy data favouring the twice-daily regimen are reinforced by a differential in pharmacokinetic parameters significantly favouring the twice-daily regimen (see section 5.2).

5.2 Pharmacokinetic properties

The pharmacokinetic properties of lopinavir co-administered with ritonavir have been evaluated in healthy adult volunteers and in HIV-infected patients; no substantial differences were observed between the two groups. Lopinavir is essentially completely metabolised by CYP3A. Ritonavir inhibits the metabolism of lopinavir, thereby increasing the plasma levels of lopinavir. Across studies, administration of Kaletra 400/100 mg twice daily yields mean steady-state lopinavir plasma concentrations 15 to 20-fold higher than those of ritonavir in HIV-infected patients. The plasma levels of ritonavir are less than 7% of those obtained after the ritonavir dose of 600 mg twice daily. The *in vitro* antiviral EC₅₀ of lopinavir is approximately 10-fold lower than that of ritonavir. Therefore, the antiviral activity of Kaletra is due to lopinavir.

Absorption

Multiple dosing with 400/100 mg Kaletra twice daily for 2 weeks and without meal restriction produced a mean ± SD lopinavir peak plasma concentration (C_{max}) of 12.3 ± 5.4 µg/ml, occurring approximately 4 hours after administration. The mean steady-state trough concentration prior to the morning dose was 8.1 ± 5.7 µg/ml. Lopinavir AUC over a 12 hour dosing interval averaged 113.2 ± 60.5 µg•h/ml. The absolute bioavailability of lopinavir co-formulated with ritonavir in humans has not been established.

Effects of food on oral absorption

Administration of a single 400/100 mg dose of Kaletra tablets under fed conditions (high fat, 872 kcal, 56% from fat) compared to fasted state was associated with no significant changes in C_{max} and AUC_{inf}. Therefore, Kaletra tablets may be taken with or without food. Kaletra tablets have also shown less pharmacokinetic variability under all meal conditions compared to Kaletra soft capsules.

Distribution

At steady state, lopinavir is approximately 98 – 99% bound to serum proteins. Lopinavir binds to both alpha-1-acid glycoprotein (AAG) and albumin however, it has a higher affinity for AAG. At steady state, lopinavir protein binding remains constant over the range of observed concentrations after 400/100 mg Kaletra twice daily, and is similar between healthy volunteers and HIV-positive patients.

Biotransformation

In vitro experiments with human hepatic microsomes indicate that lopinavir primarily undergoes oxidative metabolism. Lopinavir is extensively metabolised by the hepatic cytochrome P450 system, almost exclusively by isozyme CYP3A. Ritonavir is a potent CYP3A inhibitor which inhibits the metabolism of lopinavir and therefore, increases plasma levels of lopinavir. A ^{14}C -lopinavir study in humans showed that 89% of the plasma radioactivity after a single 400/100 mg Kaletra dose was due to parent active substance. At least 13 lopinavir oxidative metabolites have been identified in man. The 4-oxo and 4-hydroxymetabolite epimeric pair are the major metabolites with antiviral activity, but comprise only minute amounts of total plasma radioactivity. Ritonavir has been shown to induce metabolic enzymes, resulting in the induction of its own metabolism, and likely the induction of lopinavir metabolism. Pre-dose lopinavir concentrations decline with time during multiple dosing, stabilising after approximately 10 days to 2 weeks.

Elimination

After a 400/100 mg ^{14}C -lopinavir/ritonavir dose, approximately $10.4 \pm 2.3\%$ and $82.6 \pm 2.5\%$ of an administered dose of ^{14}C -lopinavir can be accounted for in urine and faeces, respectively. Unchanged lopinavir accounted for approximately 2.2% and 19.8% of the administered dose in urine and faeces, respectively. After multiple dosing, less than 3% of the lopinavir dose is excreted unchanged in the urine. The effective (peak to trough) half-life of lopinavir over a 12 hour dosing interval averaged 5 – 6 hours, and the apparent oral clearance (CL/F) of lopinavir is 6 to 7 l/h.

Once-daily dosing: the pharmacokinetics of once daily Kaletra have been evaluated in HIV-infected subjects naïve to antiretroviral treatment. Kaletra 800/200 mg was administered in combination with emtricitabine 200 mg and tenofovir DF 300 mg as part of a once-daily regimen. Multiple dosing of 800/200 mg Kaletra once daily for 2 weeks without meal restriction (n=16) produced a mean \pm SD lopinavir peak plasma concentration (C_{max}) of $14.8 \pm 3.5 \mu\text{g/ml}$, occurring approximately 6 hours after administration. The mean steady-state trough concentration prior to the morning dose was $5.5 \pm 5.4 \mu\text{g/ml}$. Lopinavir AUC over a 24 hour dosing interval averaged $206.5 \pm 89.7 \mu\text{g}\cdot\text{h/ml}$.

As compared to the BID regimen, the once-daily dosing is associated with a reduction in the $C_{\text{min}}/C_{\text{trough}}$ values of approximately 50%.

Special Populations

Paediatrics

There are limited pharmacokinetic data in children below 2 years of age. The pharmacokinetics of Kaletra oral solution 300/75 mg/m² twice daily and 230/57.5 mg/m² twice daily have been studied in a total of 53 paediatric patients, ranging in age from 6 months to 12 years. The lopinavir mean steady-state AUC, C_{max} , and C_{min} were $72.6 \pm 31.1 \mu\text{g}\cdot\text{h/ml}$, $8.2 \pm 2.9 \mu\text{g/ml}$ and $3.4 \pm 2.1 \mu\text{g/ml}$, respectively after Kaletra oral solution 230/57.5 mg/m² twice daily without nevirapine (n=12), and were $85.8 \pm 36.9 \mu\text{g}\cdot\text{h/ml}$, $10.0 \pm 3.3 \mu\text{g/ml}$ and $3.6 \pm 3.5 \mu\text{g/ml}$, respectively after 300/75 mg/m² twice daily with nevirapine (n=12). The 230/57.5 mg/m² twice-daily regimen without nevirapine and the 300/75 mg/m² twice-daily regimen with nevirapine provided lopinavir plasma concentrations similar to those obtained in adult patients receiving the 400/100 mg twice-daily regimen without nevirapine.

Gender, Race and Age

Kaletra pharmacokinetics have not been studied in older people. No age or gender related pharmacokinetic differences have been observed in adult patients. Pharmacokinetic differences due to race have not been identified.

Pregnancy and postpartum

In an open-label pharmacokinetic study, 12 HIV-infected pregnant women who were less than 20 weeks of gestation and on combination antiretroviral therapy initially received lopinavir/ritonavir 400 mg/100 mg (two 200/50 mg tablets) twice daily up to a gestational age of 30 weeks. At 30 weeks age of gestation, the dose was increased to 500/125 mg (two 200/50 mg tablets plus one 100/25 mg tablet) twice daily until subjects were 2 weeks postpartum. Plasma concentrations of lopinavir were measured over four 12-hour periods during second trimester (20-24 weeks gestation), third trimester before dose increase (30 weeks gestation), third trimester after dose increase (32 weeks gestation), and at 8 weeks post-partum. The dose increase did not result in a significant increase in the plasma lopinavir concentration.

In another open-label pharmacokinetic study, 19 HIV-infected pregnant women received lopinavir/ritonavir 400/100 mg twice daily as part of combination antiretroviral therapy during pregnancy from before conception. A series of blood samples were collected pre-dose and at intervals over the course of 12 hours in trimester 2 and trimester 3, at birth, and 4–6 weeks postpartum (in women who continued treatment post-delivery) for pharmacokinetic analysis of total and unbound levels of plasma lopinavir concentrations.

The pharmacokinetic data from HIV-1 infected pregnant women receiving lopinavir/ritonavir tablets 400/100 mg twice daily are presented in Table 6 (see section 4.2).

Table 6

Mean (%CV) Steady-State Pharmacokinetic Parameters of Lopinavir in HIV-Infected Pregnant Women			
Pharmacokinetic Parameter	2nd Trimester n = 17*	3rd Trimester n = 23	Postpartum n = 17**
AUC ₀₋₁₂ µg•hr/mL	68.7 (20.6)	61.3 (22.7)	94.3 (30.3)
C _{max}	7.9 (21.1)	7.5 (18.7)	9.8 (24.3)
C _{predose} µg /mL	4.7 (25.2)	4.3 (39.0)	6.5 (40.4)
* n = 18 for C _{max}			
** n = 16 for C _{predose}			

Renal Insufficiency

Kaletra pharmacokinetics have not been studied in patients with renal insufficiency; however, since the renal clearance of lopinavir is negligible, a decrease in total body clearance is not expected in patients with renal insufficiency.

Hepatic Insufficiency

The steady state pharmacokinetic parameters of lopinavir in HIV-infected patients with mild to moderate hepatic impairment were compared with those of HIV-infected patients with normal hepatic function in a multiple dose study with lopinavir/ritonavir 400/100 mg twice daily. A limited increase in total lopinavir concentrations of approximately 30% has been observed which is not expected to be of clinical relevance (see section 4.2).

5.3 Preclinical safety data

Repeat-dose toxicity studies in rodents and dogs identified major target organs as the liver, kidney, thyroid, spleen and circulating red blood cells. Hepatic changes indicated cellular swelling with focal degeneration. While exposure eliciting these changes were comparable to or below human clinical exposure, dosages in animals were over 6-fold the recommended clinical dose. Mild renal tubular degeneration was confined to mice exposed with at least twice the recommended human exposure; the kidney was unaffected in rats and dogs. Reduced serum thyroxine led to an increased release of TSH with resultant follicular cell hypertrophy in the thyroid glands of rats. These changes were reversible with withdrawal of the active substance and were absent in mice and dogs. Coombs-negative anisocytosis and poikilocytosis were observed in rats, but not in mice or dogs. Enlarged spleens with

histiocytosis were seen in rats but not other species. Serum cholesterol was elevated in rodents but not dogs, while triglycerides were elevated only in mice.

During *in vitro* studies, cloned human cardiac potassium channels (HERG) were inhibited by 30% at the highest concentrations of lopinavir/ritonavir tested, corresponding to a lopinavir exposure 7-fold total and 15-fold free peak plasma levels achieved in humans at the maximum recommended therapeutic dose. In contrast, similar concentrations of lopinavir/ritonavir demonstrated no repolarisation delay in the canine cardiac Purkinje fibres. Lower concentrations of lopinavir/ritonavir did not produce significant potassium (HERG) current blockade. Tissue distribution studies conducted in the rat did not suggest significant cardiac retention of the active substance; 72-hour AUC in heart was approximately 50% of measured plasma AUC. Therefore, it is reasonable to expect that cardiac lopinavir levels would not be significantly higher than plasma levels.

In dogs, prominent U waves on the electrocardiogram have been observed associated with prolonged PR interval and bradycardia. These effects have been assumed to be caused by electrolyte disturbance.

The clinical relevance of these preclinical data is unknown, however, the potential cardiac effects of this product in humans cannot be ruled out (see also sections 4.4 and 4.8).

In rats, embryofoetotoxicity (pregnancy loss, decreased foetal viability, decreased foetal body weights, increased frequency of skeletal variations) and postnatal developmental toxicity (decreased survival of pups) was observed at maternally toxic dosages. The systemic exposure to lopinavir/ritonavir at the maternal and developmental toxic dosages was lower than the intended therapeutic exposure in humans.

Long-term carcinogenicity studies of lopinavir/ritonavir in mice revealed a nongenotoxic, mitogenic induction of liver tumours, generally considered to have little relevance to human risk.

Carcinogenicity studies in rats revealed no tumourigenic findings. Lopinavir/ritonavir was not found to be mutagenic or clastogenic in a battery of *in vitro* and *in vivo* assays including the Ames bacterial reverse mutation assay, the mouse lymphoma assay, the mouse micronucleus test and chromosomal aberration assays in human lymphocytes.

6. PHARMACEUTICAL PARTICULARS

6.1 List of excipients

Tablet contents:

Copovidone
Sorbitan laurate
Colloidal anhydrous silica
Sodium stearyl fumarate

Film-coating:

Hypromellose
Titanium dioxide
Macrogols type 400 (Polyethylene glycol 400)
Hydroxypropyl cellulose
Talc
Colloidal anhydrous silica
Macrogols type 3350 (Polyethylene glycol 3350)
Red ferric oxide E172
Polysorbate 80

6.2 Incompatibilities

Not applicable.

6.3 Shelf life

Bottle packs: 2 years.

6.4 Special precautions for storage

Store below 25°C.

6.5 Nature and contents of container

High density polyethylene (HDPE) bottles closed with propylene caps. Each bottle contains 120 tablets.

Two pack sizes are available:

- 1 bottle of 120 tablets
- multipack containing 360 (3 bottles of 120) film-coated tablets

Not all pack sizes may be marketed.

6.6 Special precautions for disposal

No special requirements.

7. MARKETING AUTHORISATION HOLDER

AbbVie Deutschland GmbH & Co. KG
Knollstrasse
67061 Ludwigshafen
Germany

8. MARKETING AUTHORISATION NUMBERS

EU/1/01/172/004

EU/1/01/172/007

9. DATE OF FIRST AUTHORISATION/RENEWAL OF THE AUTHORISATION

Date of first authorisation: 20 March 2001

Date of latest renewal: 20 March 2011

10. DATE OF REVISION OF THE TEXT

Detailed information on this product is available on the website of the European Medicines Agency
<https://www.ema.europa.eu>

1. NAME OF THE MEDICINAL PRODUCT

Kaletra 100 mg/25 mg film-coated tablets

2. QUALITATIVE AND QUANTITATIVE COMPOSITION

Each film-coated tablet contains 100 mg of lopinavir co-formulated with 25 mg of ritonavir as a pharmacokinetic enhancer.

For the full list of excipients, see section 6.1.

3. PHARMACEUTICAL FORM

Film-coated tablet

Pale pink debossed with “AC” on one side.

4. CLINICAL PARTICULARS

4.1 Therapeutic indications

Kaletra is indicated in combination with other antiretroviral medicinal products for the treatment of human immunodeficiency virus (HIV-1) infected children above the age of 2 years, adolescents and adults.

The choice of Kaletra to treat protease inhibitor experienced HIV-1 infected patients should be based on individual viral resistance testing and treatment history of patients (see sections 4.4 and 5.1).

4.2 Posology and method of administration

Kaletra should be prescribed by physicians who are experienced in the treatment of HIV infection.

Kaletra tablets must be swallowed whole and not chewed, broken or crushed.

Posology

Adults and adolescents

The standard recommended dosage of Kaletra tablets is 400/100 mg (two 200/50 mg) tablets twice daily taken with or without food. In adult patients, in cases where once-daily dosing is considered necessary for the management of the patient, Kaletra tablets may be administered as 800/200 mg (four 200/50 mg tablets) once daily with or without food. The use of a once-daily dosing should be limited to those adult patients having only very few protease inhibitor (PI) associated mutations (i.e. less than 3 PI mutations in line with clinical trial results, see section 5.1 for the full description of the population) and should take into account the risk of a lesser sustainability of the virologic suppression (see section 5.1) and higher risk of diarrhoea (see section 4.8) compared to the recommended standard twice-daily dosing. An oral solution is available to patients who have difficulty swallowing. Refer to the Summary of Product Characteristics for Kaletra oral solution for dosing instructions.

Paediatric population (2 years of age and above)

The adult dose of Kaletra tablets (400/100 mg twice daily) may be used in children 40 kg or greater or with a Body Surface Area (BSA)* greater than 1.4 m². For children weighing less than 40 kg or with a BSA between 0.5 and 1.4 m² and able to swallow tablets, refer to the dosing guideline tables below. For children unable to swallow tablets, please refer to the Kaletra oral solution Summary of Product

Characteristics. Based on the current data available, Kaletra should not be administered once daily in paediatric patients (see section 5.1).

Before prescribing Kaletra 100/25 mg tablets, infants and young children should be assessed for the ability to swallow intact tablets. If a child is unable to reliably swallow a Kaletra tablet, Kaletra oral solution formulation should be prescribed.

The following table contains dosing guidelines for Kaletra 100/25 mg tablets based on body weight and BSA.

Paediatric dosing guidelines without concomitant efavirenz or nevirapine*		
Weight (kg)	Body Surface Area (m ²)	Recommended number of 100/25 mg tablets twice-daily
15 to 25	≥ 0.5 to < 0.9	2 tablets (200/50 mg)
> 25 to 35	≥ 0.9 to < 1.4	3 tablets (300/75 mg)
> 35	≥ 1.4	4 tablets (400/100 mg)

*weight based dosing recommendations are based on limited data

If more convenient for patients, the Kaletra 200/50 mg tablets may also be considered alone or in combination with the Kaletra 100/25 mg tablet to achieve the recommended dose.

* Body surface area can be calculated with the following equation:

$$\text{BSA (m}^2\text{)} = \sqrt{(\text{Height (cm)} \times \text{Weight (kg)}) / 3600}$$

Children less than 2 years of age

The safety and efficacy of Kaletra in children aged less than 2 years have not been established. Currently available data are described in section 5.2 but no recommendation on the posology can be made.

Concomitant Therapy: Efavirenz or nevirapine

The following table contains dosing guidelines for Kaletra 100/25 mg tablets based on BSA when used in combination with efavirenz or nevirapine in children.

Paediatric dosing guidelines with concomitant efavirenz or nevirapine	
Body Surface Area (m ²)	Recommended number of 100/25 mg tablets twice-daily
≥ 0.5 to < 0.8	2 tablets (200/50 mg)
≥ 0.8 to < 1.2	3 tablets (300/75 mg)
≥ 1.2 to < 1.4	4 tablets (400/100 mg)
≥ 1.4	5 tablets (500/125 mg)

If more convenient for patients, the Kaletra 200/50 mg tablets may also be considered alone or in combination with the Kaletra 100/25 mg tablet to achieve the recommended dose.

Hepatic impairment

In HIV-infected patients with mild to moderate hepatic impairment, an increase of approximately 30% in lopinavir exposure has been observed but is not expected to be of clinical relevance (see section 5.2). No data are available in patients with severe hepatic impairment. Kaletra must not be given to these patients (see section 4.3).

Renal impairment

Since the renal clearance of lopinavir and ritonavir is negligible, increased plasma concentrations are not expected in patients with renal impairment. Because lopinavir and ritonavir are highly protein bound, it is unlikely that they will be significantly removed by haemodialysis or peritoneal dialysis.

Pregnancy and postpartum

- No dose adjustment is required for lopinavir/ritonavir during pregnancy and postpartum.
- Once-daily administration of lopinavir/ritonavir is not recommended for pregnant women due to the lack of pharmacokinetic and clinical data.

Method of administration

Kaletra tablets are administered orally and must be swallowed whole and not chewed, broken or crushed. Kaletra tablets can be taken with or without food.

4.3 Contraindications

Hypersensitivity to the active substances or to any of the excipients listed in section 6.1.

Severe hepatic insufficiency.

Kaletra contains lopinavir and ritonavir, both of which are inhibitors of the P450 isoform CYP3A. Kaletra should not be co-administered with medicinal products that are highly dependent on CYP3A for clearance and for which elevated plasma concentrations are associated with serious and/or life threatening events. These medicinal products include:

Medicinal product class	Medicinal products within class	Rationale
Concomitant medicinal product levels increased		
Alpha ₁ -adrenoreceptor antagonist	Alfuzosin	Increased plasma concentrations of alfuzosin which may lead to severe hypotension. The concomitant administration with alfuzosin is contraindicated (see section 4.5).
Antianginal	Ranolazine	Increased plasma concentrations of ranolazine which may increase the potential for serious and/or life-threatening reactions (see section 4.5).
Antiarrhythmics	Amiodarone, dronedarone	Increased plasma concentrations of amiodarone and dronedarone. Thereby, increasing the risk of arrhythmias or other serious adverse reactions (see section 4.5).
Antibiotic	Fusidic Acid	Increased plasma concentrations of fusidic acid. The concomitant administration with fusidic acid is contraindicated in dermatological infections (see section 4.5).
Anticancer	Neratinib	Increased plasma concentrations of neratinib which may increase the potential for serious and/or life-threatening reactions (see section 4.5).

	Venetoclax	Increased plasma concentrations of venetoclax. Increased risk of tumor lysis syndrome at the dose initiation and during the ramp-up phase (see section 4.5).
Anti-gout	Colchicine	Increased plasma concentrations of colchicine. Potential for serious and/or life-threatening reactions in patients with renal and/or hepatic impairment (see sections 4.4 and 4.5).
Antihistamines	Astemizole, terfenadine	Increased plasma concentrations of astemizole and terfenadine. Thereby, increasing the risk of serious arrhythmias from these agents (see section 4.5).
Antipsychotics/ Neuroleptics	Lurasidone	Increased plasma concentrations of lurasidone which may increase the potential for serious and/or life-threatening reactions (see section 4.5).
	Pimozide	Increased plasma concentrations of pimozide. Thereby, increasing the risk of serious haematologic abnormalities, or other serious adverse effects from this agent (see section 4.5).
	Quetiapine	Increased plasma concentrations of quetiapine which may lead to coma. The concomitant administration with quetiapine is contraindicated (see section 4.5).
Ergot alkaloids	Dihydroergotamine, ergonovine, ergotamine, methylergonovine	Increased plasma concentrations of ergot derivatives leading to acute ergot toxicity, including vasospasm and ischaemia (see section 4.5).
GI motility agent	Cisapride	Increased plasma concentrations of cisapride. Thereby, increasing the risk of serious arrhythmias from this agent (see section 4.5).
Hepatitis C virus direct acting antivirals	Elbasvir/grazoprevir	Increased risk of alanine transaminase (ALT) elevations (see section 4.5).
	Ombitasvir/paritaprevir/ritonavir with or without dasabuvir	Increased plasma concentrations of paritaprevir; thereby, increasing the risk of alanine transaminase (ALT) elevations (see section 4.5).
Lipid-modifying agents		
HMG Co-A Reductase Inhibitors	Lovastatin, simvastatin	Increased plasma concentrations of lovastatin and simvastatin; thereby, increasing the risk of myopathy including rhabdomyolysis (see section 4.5).
Microsomal triglyceride transfer protein (MTTP) inhibitor	Lomitapide	Increased plasma concentrations of lomitapide (see section 4.5).

Phosphodiesterase (PDE5) inhibitors	Avanafil	Increased plasma concentrations of avanafil (see sections 4.4 and 4.5)
	Sildenafil	Contraindicated when used for the treatment of pulmonary arterial hypertension (PAH) only. Increased plasma concentrations of sildenafil. Thereby, increasing the potential for sildenafil-associated adverse events (which include hypotension and syncope). See section 4.4 and section 4.5 for co-administration of sildenafil in patients with erectile dysfunction.
	Vardenafil	Increased plasma concentrations of vardenafil (see sections 4.4 and 4.5)
Sedatives/hypnotics	Oral midazolam, triazolam	Increased plasma concentrations of oral midazolam and triazolam. Thereby, increasing the risk of extreme sedation and respiratory depression from these agents. For caution on parenterally administered midazolam, see section 4.5.
Lopinavir/ritonavir medicinal product level decreased		
Herbal products	St. John's wort	Herbal preparations containing St John's wort (<i>Hypericum perforatum</i>) due to the risk of decreased plasma concentrations and reduced clinical effects of lopinavir and ritonavir (see section 4.5).

4.4 Special warnings and precautions for use

Patients with coexisting conditions

Hepatic impairment

The safety and efficacy of Kaletra has not been established in patients with significant underlying liver disorders. Kaletra is contraindicated in patients with severe liver impairment (see section 4.3). Patients with chronic hepatitis B or C and treated with combination antiretroviral therapy are at an increased risk for severe and potentially fatal hepatic adverse reactions. In case of concomitant antiviral therapy for hepatitis B or C, please refer to the relevant product information for these medicinal products.

Patients with pre-existing liver dysfunction including chronic hepatitis have an increased frequency of liver function abnormalities during combination antiretroviral therapy and should be monitored according to standard practice. If there is evidence of worsening liver disease in such patients, interruption or discontinuation of treatment should be considered.

Elevated transaminases with or without elevated bilirubin levels have been reported in HIV-1 mono-infected and in individuals treated for post-exposure prophylaxis as early as 7 days after the initiation of lopinavir/ritonavir in conjunction with other antiretroviral agents. In some cases the hepatic dysfunction was serious.

Appropriate laboratory testing should be conducted prior to initiating therapy with lopinavir/ritonavir and close monitoring should be performed during treatment.

Renal impairment

Since the renal clearance of lopinavir and ritonavir is negligible, increased plasma concentrations are not expected in patients with renal impairment. Because lopinavir and ritonavir are highly protein bound, it is unlikely that they will be significantly removed by haemodialysis or peritoneal dialysis.

Haemophilia

There have been reports of increased bleeding, including spontaneous skin haematomas and haemarthrosis in patients with haemophilia type A and B treated with protease inhibitors. In some patients additional factor VIII was given. In more than half of the reported cases, treatment with protease inhibitors was continued or reintroduced if treatment had been discontinued. A causal relationship had been evoked, although the mechanism of action had not been elucidated. Haemophiliac patients should therefore be made aware of the possibility of increased bleeding.

Pancreatitis

Cases of pancreatitis have been reported in patients receiving Kaletra, including those who developed hypertriglyceridaemia. In most of these cases patients have had a prior history of pancreatitis and/or concurrent therapy with other medicinal products associated with pancreatitis. Marked triglyceride elevation is a risk factor for development of pancreatitis. Patients with advanced HIV disease may be at risk of elevated triglycerides and pancreatitis.

Pancreatitis should be considered if clinical symptoms (nausea, vomiting, abdominal pain) or abnormalities in laboratory values (such as increased serum lipase or amylase values) suggestive of pancreatitis should occur. Patients who exhibit these signs or symptoms should be evaluated and Kaletra therapy should be suspended if a diagnosis of pancreatitis is made (see section 4.8).

Immune Reconstitution Inflammatory Syndrome

In HIV-infected patients with severe immune deficiency at the time of institution of combination antiretroviral therapy (CART), an inflammatory reaction to asymptomatic or residual opportunistic pathogens may arise and cause serious clinical conditions, or aggravation of symptoms. Typically, such reactions have been observed within the first few weeks or months of initiation of CART. Relevant examples are cytomegalovirus retinitis, generalised and/or focal mycobacterial infections, and *Pneumocystis jiroveci pneumonia*. Any inflammatory symptoms should be evaluated and treatment instituted when necessary.

Autoimmune disorders (such as Graves' disease and autoimmune hepatitis) have also been reported to occur in the setting of immune reconstitution; however, the reported time to onset is more variable and can occur many months after initiation of treatment.

Osteonecrosis

Although the etiology is considered to be multifactorial (including corticosteroid use, alcohol consumption, severe immunosuppression, higher body mass index), cases of osteonecrosis have been reported particularly in patients with advanced HIV-disease and/or long-term exposure to combination antiretroviral therapy (CART). Patients should be advised to seek medical advice if they experience joint aches and pain, joint stiffness or difficulty in movement.

PR interval prolongation

Lopinavir/ritonavir has been shown to cause modest asymptomatic prolongation of the PR interval in some healthy adult subjects. Rare reports of 2nd or 3rd degree atrioventricular block in patients with underlying structural heart disease and pre-existing conduction system abnormalities or in patients receiving drugs known to prolong the PR interval (such as verapamil or atazanavir) have been reported in patients receiving lopinavir/ritonavir. Kaletra should be used with caution in such patients (see section 5.1).

Weight and metabolic parameters

An increase in weight and in levels of blood lipids and glucose may occur during antiretroviral therapy. Such changes may in part be linked to disease control and life style. For lipids, there is in some cases evidence for a treatment effect, while for weight gain there is no strong evidence relating

this to any particular treatment. For monitoring of blood lipids and glucose, reference is made to established HIV treatment guidelines. Lipid disorders should be managed as clinically appropriate.

Interactions with medicinal products

Kaletra contains lopinavir and ritonavir, both of which are inhibitors of the P450 isoform CYP3A. Kaletra is likely to increase plasma concentrations of medicinal products that are primarily metabolised by CYP3A. These increases of plasma concentrations of co-administered medicinal products could increase or prolong their therapeutic effect and adverse events (see sections 4.3 and 4.5).

Strong CYP3A4 inhibitors such as protease inhibitors may increase bedaquiline exposure which could potentially increase the risk of bedaquiline-related adverse reactions. Therefore, combination of bedaquiline with lopinavir/ritonavir should be avoided. However, if the benefit outweighs the risk, co-administration of bedaquiline with lopinavir/ritonavir must be done with caution. More frequent electrocardiogram monitoring and monitoring of transaminases is recommended (see section 4.5 and refer to the bedaquiline SmPC).

Co-administration of delamanid with a strong inhibitor of CYP3A (as lopinavir/ritonavir) may increase exposure to delamanid metabolite, which has been associated with QTc prolongation. Therefore, if co-administration of delamanid with lopinavir/ritonavir is considered necessary, very frequent ECG monitoring throughout the full delamanid treatment period is recommended (see section 4.5 and refer to the delamanid SmPC).

Life-threatening and fatal drug interactions have been reported in patients treated with colchicine and strong inhibitors of CYP3A like ritonavir. Concomitant administration with colchicine is contraindicated in patients with renal and/or hepatic impairment (see sections 4.3 and 4.5).

The combination of Kaletra with:

- tadalafil, indicated for the treatment of pulmonary arterial hypertension, is not recommended (see section 4.5);
- riociguat is not recommended (see section 4.5);
- vorapaxar is not recommended (see section 4.5);
- fusidic acid in osteo-articular infections is not recommended (see section 4.5);
- salmeterol is not recommended (see section 4.5);
- rivaroxaban is not recommended (see section 4.5).

The combination of Kaletra with atorvastatin is not recommended. If the use of atorvastatin is considered strictly necessary, the lowest possible dose of atorvastatin should be administered with careful safety monitoring. Caution must also be exercised and reduced doses should be considered if Kaletra is used concurrently with rosuvastatin. If treatment with a HMG-CoA reductase inhibitor is indicated, pravastatin or fluvastatin is recommended (see section 4.5).

PDE5 inhibitors

Particular caution should be used when prescribing sildenafil or tadalafil for the treatment of erectile dysfunction in patients receiving Kaletra. Co-administration of Kaletra with these medicinal products is expected to substantially increase their concentrations and may result in associated adverse events such as hypotension, syncope, visual changes and prolonged erection (see section 4.5). Concomitant use of avanafil or vardenafil and lopinavir/ritonavir is contraindicated (see section 4.3). Concomitant use of sildenafil prescribed for the treatment of pulmonary arterial hypertension with Kaletra is contraindicated (see section 4.3).

Particular caution must be used when prescribing Kaletra and medicinal products known to induce QT interval prolongation such as: chlorpheniramine, quinidine, erythromycin, clarithromycin. Indeed, Kaletra could increase concentrations of the co-administered medicinal products and this may result in an increase of their associated cardiac adverse reactions. Cardiac events have been reported with Kaletra in preclinical studies; therefore, the potential cardiac effects of Kaletra cannot be currently ruled out (see sections 4.8 and 5.3).

Co-administration of Kaletra with rifampicin is not recommended. Rifampicin in combination with Kaletra causes large decreases in lopinavir concentrations which may in turn significantly decrease the lopinavir therapeutic effect. Adequate exposure to lopinavir/ritonavir may be achieved when a higher dose of Kaletra is used but this is associated with a higher risk of liver and gastrointestinal toxicity. Therefore, this co-administration should be avoided unless judged strictly necessary (see section 4.5).

Concomitant use of Kaletra and fluticasone or other glucocorticoids that are metabolised by CYP3A4, such as budesonide and triamcinolone, is not recommended unless the potential benefit of treatment outweighs the risk of systemic corticosteroid effects, including Cushing's syndrome and adrenal suppression (see section 4.5).

Other

Kaletra is not a cure for HIV infection or AIDS. People taking Kaletra may still develop infections or other illnesses associated with HIV disease and AIDS.

Sodium

This medicine contains less than 1 mmol sodium (23 mg) per tablet, that is to say essentially 'sodium-free'.

4.5 Interaction with other medicinal products and other forms of interaction

Kaletra contains lopinavir and ritonavir, both of which are inhibitors of the P450 isoform CYP3A *in vitro*. Co-administration of Kaletra and medicinal products primarily metabolised by CYP3A may result in increased plasma concentrations of the other medicinal product, which could increase or prolong its therapeutic and adverse reactions. Kaletra does not inhibit CYP2D6, CYP2C9, CYP2C19, CYP2E1, CYP2B6 or CYP1A2 at clinically relevant concentrations (see section 4.3).

Kaletra has been shown *in vivo* to induce its own metabolism and to increase the biotransformation of some medicinal products metabolised by cytochrome P450 enzymes (including CYP2C9 and CYP2C19) and by glucuronidation. This may result in lowered plasma concentrations and potential decrease of efficacy of co-administered medicinal products.

Medicinal products that are contraindicated specifically due to the expected magnitude of interaction and potential for serious adverse events are listed in section 4.3.

All interaction studies, when otherwise not stated, were performed using Kaletra capsules, which gives an approximately 20% lower exposure of lopinavir than the 200/50 mg tablets.

Known and theoretical interactions with selected antiretrovirals and non-antiretroviral medicinal products are listed in the table below. This list is not intended to be inclusive or comprehensive. Individual SmPCs should be consulted.

Interaction table

Interactions between Kaletra and co-administered medicinal products are listed in the table below (increase is indicated as "↑", decrease as "↓", no change as "↔", once daily as "QD", twice daily as "BID" and three times daily as "TID").

Unless otherwise stated, studies detailed below have been performed with the recommended dosage of lopinavir/ritonavir (i.e. 400/100 mg twice daily).

Co-administered drug by therapeutic area	Effects on drug levels Geometric Mean Change (%) in AUC, C _{max} , C _{min} Mechanism of interaction	Clinical recommendation concerning co-administration with Kaletra
Antiretroviral Agents		
<i>Nucleoside/Nucleotide reverse transcriptase inhibitors (NRTIs)</i>		
Stavudine, Lamivudine	Lopinavir: ↔	No dose adjustment necessary.
Abacavir, Zidovudine	Abacavir, Zidovudine: Concentrations may be reduced due to increased glucuronidation by lopinavir/ritonavir.	The clinical significance of reduced abacavir and zidovudine concentrations is unknown.
Tenofovir disoproxil fumarate (DF), 300 mg QD (equivalent to 245 mg tenofovir disoproxil)	Tenofovir: AUC: ↑ 32% C _{max} : ↔ C _{min} : ↑ 51% Lopinavir: ↔	No dose adjustment necessary. Higher tenofovir concentrations could potentiate tenofovir associated adverse events, including renal disorders.
<i>Non-nucleoside reverse transcriptase inhibitors (NNRTIs)</i>		
Efavirenz, 600 mg QD	Lopinavir: AUC: ↓ 20% C _{max} : ↓ 13% C _{min} : ↓ 42%	The Kaletra tablets dosage should be increased to 500/125 mg twice daily when co-administered with efavirenz. Kaletra must not be administered once daily in combination with efavirenz.
Efavirenz, 600 mg QD (Lopinavir/ritonavir 500/125 mg BID)	Lopinavir: ↔ (Relative to 400/100 mg BID administered alone)	
Nevirapine, 200 mg BID	Lopinavir: AUC: ↓ 27% C _{max} : ↓ 19% C _{min} : ↓ 51%	The Kaletra tablets dosage should be increased to 500/125 mg twice daily when co-administered with nevirapine. Kaletra must not be administered once daily in combination with nevirapine.
Etravirine (Lopinavir/ritonavir tablet 400/100 mg BID)	Etravirine: AUC: ↓ 35% C _{min} : ↓ 45% C _{max} : ↓ 30% Lopinavir: AUC: ↔ C _{min} : ↓ 20% C _{max} : ↔	No dose adjustment necessary

Rilpivirine (Lopinavir/ritonavir capsule 400/100 mg BID)	Rilpivirine: AUC: ↑ 52% C _{min} : ↑ 74% C _{max} : ↑ 29% Lopinavir: AUC: ↔ C _{min} : ↓ 11% C _{max} : ↔ (inhibition of CYP3A enzymes)	Concomitant use of Kaletra with rilpivirine causes an increase in the plasma concentrations of rilpivirine, but no dose adjustment is required.
<i>HIV CCR5 – antagonist</i>		
Maraviroc	Maraviroc: AUC: ↑ 295% C _{max} : ↑ 97% Due to CYP3A inhibition by lopinavir/ritonavir.	The dose of maraviroc should be decreased to 150 mg twice daily during co-administration with Kaletra 400/100 mg twice daily.
<i>Integrase inhibitor</i>		
Raltegravir	Raltegravir: AUC: ↔ C _{max} : ↔ C ₁₂ : ↓ 30% Lopinavir: ↔	No dose adjustment necessary
<i>Co-administration with other HIV protease inhibitors (PIs)</i> According to current treatment guidelines, dual therapy with protease inhibitors is generally not recommended.		
Fosamprenavir/ ritonavir (700/100 mg BID) (Lopinavir/ritonavir 400/100 mg BID) or Fosamprenavir (1400 mg BID) (Lopinavir/ritonavir 533/133 mg BID)	Fosamprenavir: Amprenavir concentrations are significantly reduced.	Co-administration of increased doses of fosamprenavir (1400 mg BID) with Kaletra (533/133 mg BID) to protease inhibitor-experienced patients resulted in a higher incidence of gastrointestinal adverse events and elevations in triglycerides with the combination regimen without increases in virological efficacy, when compared with standard doses of fosamprenavir/ritonavir. Concomitant administration of these medicinal products is not recommended. Kaletra must not be administered once daily in combination with amprenavir.
Indinavir, 600 mg BID	Indinavir: AUC: ↔ C _{min} : ↑ 3.5-fold C _{max} : ↓ (relative to indinavir 800 mg TID alone) Lopinavir: ↔ (relative to historical comparison)	The appropriate doses for this combination, with respect to efficacy and safety, have not been established.
Saquinavir 1000 mg BID	Saquinavir: ↔	No dose adjustment necessary.

Tipranavir/ritonavir (500/100 mg BID)	Lopinavir: AUC: ↓ 55% C _{min} : ↓ 70% C _{max} : ↓ 47%	Concomitant administration of these medicinal products is not recommended.
<i>Acid reducing agents</i>		
Omeprazole (40 mg QD)	Omeprazole: ↔ Lopinavir: ↔	No dose adjustment necessary
Ranitidine (150 mg single dose)	Ranitidine: ↔	No dose adjustment necessary
<i>Alpha₁ adrenoreceptor antagonist</i>		
Alfuzosin	Alfuzosin: Due to CYP3A inhibition by lopinavir/ritonavir, concentrations of alfuzosin are expected to increase.	Concomitant administration of Kaletra and alfuzosin is contraindicated (see section 4.3) as alfuzosin-related toxicity, including hypotension, may be increased.
<i>Analgesics</i>		
Fentanyl	Fentanyl: Increased risk of side-effects (respiratory depression, sedation) due to higher plasma concentrations because of CYP3A4 inhibition by lopinavir/ritonavir.	Careful monitoring of adverse effects (notably respiratory depression but also sedation) is recommended when fentanyl is concomitantly administered with Kaletra.
<i>Antianginal</i>		
Ranolazine	Due to CYP3A inhibition by lopinavir/ritonavir, concentrations of ranolazine are expected to increase.	The concomitant administration of Kaletra and ranolazine is contraindicated (see section 4.3).
<i>Antiarrhythmics</i>		
Amiodarone, Dronedarone	Amiodarone, Dronedarone: Concentrations may be increased due to CYP3A4 inhibition by lopinavir/ritonavir.	Concomitant administration of Kaletra and amiodarone or dronedarone is contraindicated (see section 4.3) as the risk of arrhythmias or other serious adverse reactions may be increased.
Digoxin	Digoxin: Plasma concentrations may be increased due to P-glycoprotein inhibition by lopinavir/ritonavir. The increased digoxin level may lessen over time as P-gp induction develops.	Caution is warranted and therapeutic drug monitoring of digoxin concentrations, if available, is recommended in case of co-administration of Kaletra and digoxin. Particular caution should be used when prescribing Kaletra in patients taking digoxin as the acute inhibitory effect of ritonavir on P-gp is expected to significantly increase digoxin levels. Initiation of digoxin in patients already taking Kaletra is likely to result in lower than expected increases of digoxin concentrations.

Bepridil, Systemic Lidocaine, and Quinidine	Bepridil, Systemic Lidocaine, Quinidine: Concentrations may be increased when co-administered with lopinavir/ritonavir.	Caution is warranted and therapeutic drug concentration monitoring is recommended when available.
<i>Antibiotics</i>		
Clarithromycin	Clarithromycin: Moderate increases in clarithromycin AUC are expected due to CYP3A inhibition by lopinavir/ritonavir.	For patients with renal impairment (CrCL < 30 ml/min) dose reduction of clarithromycin should be considered (see section 4.4). Caution should be exercised in administering clarithromycin with Kaletra to patients with impaired hepatic or renal function.
<i>Anticancer agents and kinase inhibitors</i>		
Abemaciclib	Serum concentrations may be increased due to CYP3A inhibition by ritonavir.	Co-administration of abemaciclib and Kaletra should be avoided. If this co-administration is judged unavoidable, refer to the abemaciclib SmPC for dosage adjustment recommendations. Monitor for ADRs related to abemaciclib.
Apalutamide	Apalutamide is a moderate to strong CYP3A4 inducer and this may lead to a decreased exposure of lopinavir/ritonavir. Serum concentrations of apalutamide may be increased due to CYP3A inhibition by lopinavir/ritonavir.	Decreased exposure of Kaletra may result in potential loss of virological response. In addition, co-administration of apalutamide and Kaletra may lead to serious adverse events including seizure due to higher apalutamide levels. Concomitant use of Kaletra with apalutamide is not recommended.
Afatinib (Ritonavir 200 mg twice daily)	Afatinib: AUC: ↑ C _{max} : ↑ The extent of increase depends on the timing of ritonavir administration. Due to BCRP (breast cancer resistance protein/ABCG2) and acute P-gp inhibition by lopinavir/ritonavir.	Caution should be exercised in administering afatinib with Kaletra. Refer to the afatinib SmPC for dosage adjustment recommendations. Monitor for ADRs related to afatinib.
Ceritinib	Serum concentrations may be increased due to CYP3A and P-gp inhibition by lopinavir/ritonavir.	Caution should be exercised in administering ceritinib with Kaletra. Refer to the ceritinib SmPC for dosage adjustment recommendations. Monitor for ADRs related to ceritinib.

Most tyrosine kinase inhibitors such as dasatinib and nilotinib, vincristine, vinblastine	Most tyrosine kinase inhibitors such as dasatinib and nilotinib, also vincristine and vinblastine: Risk of increased adverse events due to higher serum concentrations because of CYP3A4 inhibition by lopinavir/ritonavir.	Careful monitoring of the tolerance of these anticancer agents.
Encorafenib	Serum concentrations may be increased due to CYP3A inhibition by lopinavir/ritonavir.	Co-administration of encorafenib with Kaletra may increase encorafenib exposure which may increase the risk of toxicity, including the risk of serious adverse events such as QT interval prolongation. Co-administration of encorafenib and Kaletra should be avoided. If the benefit is considered to outweigh the risk and Kaletra must be used, patients should be carefully monitored for safety.
Fostamatinib	Increase in fostamatinib metabolite R406 exposure.	Co-administration of fostamatinib with Kaletra may increase fostamatinib metabolite R406 exposure resulting in dose-related adverse events such as hepatotoxicity, neutropenia, hypertension, or diarrhoea. Refer to the fostamatinib SmPC for dose reduction recommendations if such events occur.
Ibrutinib	Serum concentrations may be increased due to CYP3A inhibition by lopinavir/ritonavir.	Co-administration of ibrutinib and Kaletra may increase ibrutinib exposure which may increase the risk of toxicity including risk of tumor lysis syndrome. Co-administration of ibrutinib and Kaletra should be avoided. If the benefit is considered to outweigh the risk and Kaletra must be used, reduce the ibrutinib dose to 140 mg and monitor patient closely for toxicity.
Neratinib	Serum concentrations may be increased due to CYP3A inhibition by ritonavir.	Concomitant use of neratinib with Kaletra is contraindicated due to serious and/or life-threatening potential reactions including hepatotoxicity (see section 4.3).

Venetoclax	Due to CYP3A inhibition by lopinavir/ritonavir.	<p>Serum concentrations may be increased due to CYP3A inhibition by lopinavir/ritonavir, resulting in increased risk of tumor lysis syndrome at the dose initiation and during the ramp-up phase (see section 4.3 and refer to the venetoclax SmPC).</p> <p>For patients who have completed the ramp-up phase and are on a steady daily dose of venetoclax, reduce the venetoclax dose by at least 75% when used with strong CYP3A inhibitors (refer to the venetoclax SmPC for dosing instructions). Patients should be closely monitored for signs related to venetoclax toxicities.</p>
<i>Anticoagulants</i>		
Warfarin	Warfarin: Concentrations may be affected when co-administered with lopinavir/ritonavir due to CYP2C9 induction.	It is recommended that INR (international normalised ratio) be monitored.
Rivaroxaban (Ritonavir 600 mg twice daily)	Rivaroxaban: AUC: ↑ 153% C _{max} : ↑ 55% Due to CYP3A and P-gp inhibition by lopinavir/ritonavir.	Co-administration of rivaroxaban and Kaletra may increase rivaroxaban exposure which may increase the risk of bleeding. The use of rivaroxaban is not recommended in patients receiving concomitant treatment with Kaletra (see section 4.4).
Dabigatran etexilate, Edoxaban	Dabigatran etexilate, Edoxaban: Serum concentrations may be increased due to P-gp inhibition by lopinavir/ritonavir.	Clinical monitoring and/or dose reduction of the direct oral anticoagulants (DOAC) should be considered when a DOAC transported by P-gp but not metabolised by CYP3A4, including dabigatran etexilate and edoxaban, is co-administered with Kaletra.
Vorapaxar	Serum concentrations may be increased due to CYP3A inhibition by lopinavir/ritonavir.	The co-administration of vorapaxar with Kaletra is not recommended (see section 4.4 and refer to the vorapaxar SmPC).

<i>Anticonvulsants</i>		
Phenytoin	<p>Phenytoin: Steady-state concentrations was moderately decreased due to CYP2C9 and CYP2C19 induction by lopinavir/ritonavir.</p> <p>Lopinavir: Concentrations are decreased due to CYP3A induction by phenytoin.</p>	<p>Caution should be exercised in administering phenytoin with Kaletra.</p> <p>Phenytoin levels should be monitored when co-administering with Kaletra.</p> <p>When co-administered with phenytoin, an increase of Kaletra dosage may be envisaged. Dose adjustment has not been evaluated in clinical practice.</p> <p>Kaletra must not be administered once daily in combination with phenytoin.</p>
Carbamazepine and Phenobarbital	<p>Carbamazepine: Serum concentrations may be increased due to CYP3A inhibition by lopinavir/ritonavir.</p> <p>Lopinavir: Concentrations may be decreased due to CYP3A induction by carbamazepine and phenobarbital.</p>	<p>Caution should be exercised in administering carbamazepine or phenobarbital with Kaletra.</p> <p>Carbamazepine and phenobarbital levels should be monitored when co-administering with Kaletra.</p> <p>When co-administered with carbamazepine or phenobarbital, an increase of Kaletra dosage may be envisaged. Dose adjustment has not been evaluated in clinical practice.</p> <p>Kaletra must not be administered once daily in combination with carbamazepine and phenobarbital.</p>
Lamotrigine and Valproate	<p>Lamotrigine: AUC: ↓ 50% C_{max}: ↓ 46% C_{min}: ↓ 56%</p> <p>Due to induction of lamotrigine glucuronidation</p> <p>Valproate: ↓</p>	<p>Patients should be monitored closely for a decreased VPA effect when Kaletra and valproic acid or valproate are given concomitantly.</p> <p><u>In patients starting or stopping Kaletra while currently taking maintenance dose of lamotrigine:</u> lamotrigine dose may need to be increased if Kaletra is added, or decreased if Kaletra is discontinued; therefore plasma lamotrigine monitoring should be conducted, particularly before and during 2 weeks after starting or stopping Kaletra, in order to see if lamotrigine dose adjustment is needed.</p> <p><u>In patients currently taking Kaletra and starting lamotrigine:</u> no dose adjustments to the recommended dose escalation of lamotrigine should be necessary.</p>

<i>Antidepressants and Anxiolytics</i>		
Trazodone single dose (Ritonavir, 200 mg BID)	Trazodone: AUC: ↑ 2.4-fold Adverse events of nausea, dizziness, hypotension and syncope were observed following co-administration of trazodone and ritonavir.	It is unknown whether the combination of Kaletra causes a similar increase in trazodone exposure. The combination should be used with caution and a lower dose of trazodone should be considered.
<i>Antifungals</i>		
Ketoconazole and Itraconazole	Ketoconazole, Itraconazole: Serum concentrations may be increased due to CYP3A inhibition by lopinavir/ritonavir.	High doses of ketoconazole and itraconazole (> 200 mg/day) are not recommended.
Voriconazole	Voriconazole: Concentrations may be decreased.	Co-administration of voriconazole and low dose ritonavir (100 mg BID) as contained in Kaletra should be avoided unless an assessment of the benefit/risk to patient justifies the use of voriconazole.
<i>Anti-gout agents:</i>		
Colchicine single dose (Ritonavir 200 mg twice daily)	Colchicine: AUC: ↑ 3-fold C _{max} : ↑ 1.8-fold Due to P-gp and/or CYP3A4 inhibition by ritonavir.	Concomitant administration of Kaletra with colchicine in patients with renal and/or hepatic impairment is contraindicated due to a potential increase of colchicine-related serious and/or life-threatening reactions such as neuromuscular toxicity (including rhabdomyolysis) (see sections 4.3 and 4.4). A reduction in colchicine dosage or an interruption of colchicine treatment is recommended in patients with normal renal or hepatic function if treatment with Kaletra is required. Refer to colchicine prescribing information.
<i>Antihistamines</i>		
Astemizole Terfenadine	Serum concentrations may be increased due to CYP3A inhibition by lopinavir/ritonavir.	Concomitant administration of Kaletra and astemizole and terfenadine is contraindicated as it may increase the risk of serious arrhythmias from these agents (see section 4.3).

<i>Anti-infectives</i>		
Fusidic acid	Fusidic acid: Concentrations may be increased due to CYP3A inhibition by lopinavir/ritonavir.	Concomitant administration of Kaletra with fusidic acid is contraindicated in dermatological indications due to the increased risk of adverse events related to fusidic acid, notably rhabdomyolysis (see section 4.3). When used for osteo-articular infections, where the co-administration is unavoidable, close clinical monitoring for muscular adverse events is strongly recommended (see section 4.4).
<i>Antimycobacterials</i>		
Bedaquiline (single dose) (Lopinavir/ritonavir 400/100 mg BID, multiple dose)	Bedaquiline: AUC: ↑ 22% C _{max} : ↔ A more pronounced effect on bedaquiline plasma exposures may be observed during prolonged co-administration with lopinavir/ritonavir. CYP3A4 inhibition likely due to lopinavir/ritonavir.	Due to the risk of bedaquiline related adverse events, the combination of bedaquiline and Kaletra should be avoided. If the benefit outweighs the risk, co-administration of bedaquiline with Kaletra must be done with caution. More frequent electrocardiogram monitoring and monitoring of transaminases is recommended (see section 4.4 and refer to the bedaquiline SmPC).
Delamanid (100 mg BID) (Lopinavir/ritonavir 400/100 mg BID)	Delamanid: AUC: ↑ 22% DM-6705 (delamanid active metabolite): AUC: ↑ 30% A more pronounced effect on DM-6705 exposure may be observed during prolonged co-administration with lopinavir/ritonavir.	Due to the risk of QTc prolongation associated with DM-6705, if co-administration of delamanid with Kaletra is considered necessary, very frequent ECG monitoring throughout the full delamanid treatment period is recommended (see section 4.4 and refer to the delamanid SmPC).

Rifabutin, 150 mg QD	Rifabutin (parent drug and active 25-O-desacetyl metabolite): AUC: ↑ 5.7-fold C _{max} : ↑ 3.5-fold	When given with Kaletra the recommended dose of rifabutin is 150 mg 3 times per week on set days (for example Monday-Wednesday-Friday). Increased monitoring for rifabutin-associated adverse reactions including neutropenia and uveitis is warranted due to an expected increase in exposure to rifabutin. Further dosage reduction of rifabutin to 150 mg twice weekly on set days is recommended for patients in whom the 150 mg dose 3 times per week is not tolerated. It should be kept in mind that the twice weekly dosage of 150 mg may not provide an optimal exposure to rifabutin thus leading to a risk of rifamycin resistance and a treatment failure. No dose adjustment is needed for Kaletra.
Rifampicin	Lopinavir: Large decreases in lopinavir concentrations may be observed due to CYP3A induction by rifampicin.	Co-administration of Kaletra with rifampicin is not recommended as the decrease in lopinavir concentrations may in turn significantly decrease the lopinavir therapeutic effect. A dose adjustment of Kaletra 400 mg/400 mg (i.e. Kaletra 400/100 mg + ritonavir 300 mg) twice daily has allowed compensating for the CYP 3A4 inducer effect of rifampicin. However, such a dose adjustment might be associated with ALT/AST elevations and with increase in gastrointestinal disorders. Therefore, this co-administration should be avoided unless judged strictly necessary. If this co-administration is judged unavoidable, increased dose of Kaletra at 400 mg/400 mg twice daily may be administered with rifampicin under close safety and therapeutic drug monitoring. The Kaletra dose should be titrated upward only after rifampicin has been initiated (see section 4.4).
<i>Antipsychotics</i>		
Lurasidone	Due to CYP3A inhibition by lopinavir/ritonavir, concentrations of lurasidone are expected to increase.	The concomitant administration with lurasidone is contraindicated (see section 4.3).

Pimozide	Due to CYP3A inhibition by lopinavir/ritonavir, concentrations of pimozide are expected to increase.	Concomitant administration of Kaletra and pimozide is contraindicated as it may increase the risk of serious haematologic abnormalities or other serious adverse effects from this agent (see section 4.3)
Quetiapine	Due to CYP3A inhibition by lopinavir/ritonavir, concentrations of quetiapine are expected to increase.	Concomitant administration of Kaletra and quetiapine is contraindicated as it may increase quetiapine-related toxicity.
<i>Benzodiazepines</i>		
Midazolam	Oral Midazolam: AUC: ↑ 13-fold Parenteral Midazolam: AUC: ↑ 4-fold Due to CYP3A inhibition by lopinavir/ritonavir	Kaletra must not be co-administered with oral midazolam (see section 4.3), whereas caution should be used with co-administration of Kaletra and parenteral midazolam. If Kaletra is co-administered with parenteral midazolam, it should be done in an intensive care unit (ICU) or similar setting which ensures close clinical monitoring and appropriate medical management in case of respiratory depression and/or prolonged sedation. Dosage adjustment for midazolam should be considered especially if more than a single dose of midazolam is administered.
<i>Beta₂-adrenoceptor agonist (long acting)</i>		
Salmeterol	Salmeterol: Concentrations are expected to increase due to CYP3A inhibition by lopinavir/ritonavir.	The combination may result in increased risk of cardiovascular adverse events associated with salmeterol, including QT prolongation, palpitations and sinus tachycardia. Therefore, concomitant administration of Kaletra with salmeterol is not recommended (see section 4.4).
<i>Calcium channel blockers</i>		
Felodipine, Nifedipine, and Nicardipine	Felodipine, Nifedipine, Nicardipine: Concentrations may be increased due to CYP3A inhibition by lopinavir/ritonavir.	Clinical monitoring of therapeutic and adverse effects is recommended when these medicines are concomitantly administered with Kaletra.
<i>Corticosteroids</i>		
Dexamethasone	Lopinavir: Concentrations may be decreased due to CYP3A induction by dexamethasone.	Clinical monitoring of antiviral efficacy is recommended when these medicines are concomitantly administered with Kaletra.

Inhaled, injectable or intranasal fluticasone propionate, budesonide, triamcinolone	Fluticasone propionate, 50 µg intranasal 4 times daily: Plasma concentrations ↑ Cortisol levels ↓ 86%	Greater effects may be expected when fluticasone propionate is inhaled. Systemic corticosteroid effects including Cushing's syndrome and adrenal suppression have been reported in patients receiving ritonavir and inhaled or intranasally administered fluticasone propionate; this could also occur with other corticosteroids metabolised via the P450 3A pathway e.g. budesonide and triamcinolone. Consequently, concomitant administration of Kaletra and these glucocorticoids is not recommended unless the potential benefit of treatment outweighs the risk of systemic corticosteroid effects (see section 4.4). A dose reduction of the glucocorticoid should be considered with close monitoring of local and systemic effects or a switch to a glucocorticoid, which is not a substrate for CYP3A4 (e.g. beclomethasone). Moreover, in case of withdrawal of glucocorticoids progressive dose reduction may have to be performed over a longer period.
<i>Phosphodiesterase(PDE5) inhibitors</i>		
Avanafil (ritonavir 600 mg BID)	Avanafil: AUC: ↑ 13-fold Due to CYP3A inhibition by lopinavir/ritonavir.	The use of avanafil with Kaletra is contraindicated (see section 4.3).
Tadalafil	Tadalafil: AUC: ↑ 2-fold Due to CYP3A4 inhibition by lopinavir/ritonavir.	<u>For the treatment of pulmonary arterial hypertension:</u> Co-administration of Kaletra with sildenafil is contraindicated (see section 4.3). Co-administration of

Sildenafil	Sildenafil: AUC: ↑ 11-fold Due to CYP3A inhibition by lopinavir/ritonavir.	Kaletra with tadalafil is not recommended. <u>For erectile dysfunction:</u> Particular caution must be used when prescribing sildenafil or tadalafil in patients receiving Kaletra with increased monitoring for adverse events including hypotension, syncope, visual changes and prolonged erection (see section 4.4). When co-administered with Kaletra, sildenafil doses must not exceed 25 mg in 48 hours and tadalafil doses must not exceed 10 mg every 72 hours.
Vardenafil	Vardenafil: AUC: ↑ 49-fold Due to CYP3A inhibition by lopinavir/ritonavir.	The use of vardenafil with Kaletra is contraindicated (see section 4.3).
<i>Ergot alkaloids</i>		
Dihydroergotamine, ergonovine, ergotamine, methylergonovine	Serum concentrations may be increased due to CYP3A inhibition by lopinavir/ritonavir.	Concomitant administration of Kaletra and ergot alkaloids are contraindicated as it may lead to acute ergot toxicity, including vasospasm and ischaemia (see section 4.3).
<i>GI motility agent</i>		
Cisapride	Serum concentrations may be increased due to CYP3A inhibition by lopinavir/ritonavir.	Concomitant administration of Kaletra and cisapride is contraindicated as it may increase the risk of serious arrhythmias from this agent (see section 4.3).
<i>HCV direct acting antivirals</i>		
Elbasvir/grazoprevir (50/200 mg QD)	Elbasvir: AUC: ↑ 2.71-fold C _{max} : ↑ 1.87-fold C ₂₄ : ↑ 3.58-fold Grazoprevir: AUC: ↑ 11.86-fold C _{max} : ↑ 6.31-fold C ₂₄ : ↑ 20.70-fold (combinations of mechanisms including CYP3A inhibition) Lopinavir: ↔	Concomitant administration of elbasvir/grazoprevir with Kaletra is contraindicated (see section 4.3).
Glecaprevir/pibrentasvir	Serum concentrations may be increased due to P-glycoprotein, BCRP and OATP1B inhibition by lopinavir/ritonavir.	Concomitant administration of glecaprevir/pibrentasvir and Kaletra is not recommended due to an increased risk of ALT elevations associated with increased glecaprevir exposure.

<p>Ombitasvir/paritaprevir/ ritonavir + dasabuvir</p> <p>(25/150/100 mg QD + 400 mg BID)</p> <p>Lopinavir/ritonavir 400/100 mg BID</p>	<p>Ombitasvir: ↔</p> <p>Paritaprevir: AUC: ↑ 2.17-fold C_{max}: ↑ 2.04-fold C_{trough}: ↑ 2.36-fold</p> <p>(inhibition of CYP3A/efflux transporters)</p> <p>Dasabuvir: ↔</p> <p>Lopinavir: ↔</p>	<p>Co-administration is contraindicated.</p> <p>Lopinavir/ritonavir 800/200 mg QD was administered with ombitasvir/paritaprevir/ritonavir with or without dasabuvir. The effect on DAAs and lopinavir was similar to that observed when lopinavir/ritonavir 400/100 mg BID was administered (see section 4.3).</p>
<p>Ombitasvir/paritaprevir/ ritonavir</p> <p>(25/150/100 mg QD)</p> <p>Lopinavir/ritonavir 400/100 mg BID</p>	<p>Ombitasvir: ↔</p> <p>Paritaprevir: AUC: ↑ 6.10-fold C_{max}: ↑ 4.76-fold C_{trough}: ↑ 12.33-fold</p> <p>(inhibition of CYP3A/efflux transporters)</p> <p>Lopinavir: ↔</p>	
<p>Sofosbuvir/velpatasvir/ voxilaprevir</p>	<p>Serum concentrations of sofosbuvir, velpatasvir and voxilaprevir may be increased due to P-glycoprotein, BCRP and OATP1B1/3 inhibition by lopinavir/ritonavir. However, only the increase in voxilaprevir exposure is considered clinically relevant.</p>	<p>It is not recommended to co-administer Kaletra and sofosbuvir/velpatasvir/ voxilaprevir.</p>
<i>HCV protease inhibitors</i>		
<p>Simeprevir 200 mg daily (ritonavir 100 mg BID)</p>	<p>Simeprevir: AUC: ↑ 7.2-fold C_{max}: ↑ 4.7-fold C_{min}: ↑ 14.4-fold</p>	<p>It is not recommended to co-administer Kaletra and simeprevir.</p>
<i>Herbal products</i>		
<p>St John's wort (<i>Hypericum perforatum</i>)</p>	<p>Lopinavir: Concentrations may be reduced due to induction of CYP3A by the herbal preparation St John's wort.</p>	<p>Herbal preparations containing St John's wort must not be combined with lopinavir and ritonavir. If a patient is already taking St John's wort, stop St John's wort and if possible check viral levels. Lopinavir and ritonavir levels may increase on stopping St John's wort. The dose of Kaletra may need adjusting. The inducing effect may persist for at least 2 weeks after cessation of treatment with St John's wort (see section 4.3). Therefore, Kaletra can be started safely 2 weeks after cessation of St John's wort.</p>

<i>Immunosuppressants</i>		
Cyclosporin, Sirolimus (rapamycin), and Tacrolimus	Cyclosporin, Sirolimus (rapamycin), Tacrolimus: Concentrations may be increased due to CYP3A inhibition by lopinavir/ritonavir.	More frequent therapeutic concentration monitoring is recommended until plasma levels of these products have been stabilised.
<i>Lipid lowering agents</i>		
Lovastatin and Simvastatin	Lovastatin, Simvastatin: Markedly increased plasma concentrations due to CYP3A inhibition by lopinavir/ritonavir.	Since increased concentrations of HMG-CoA reductase inhibitors may cause myopathy, including rhabdomyolysis, the combination of these agents with Kaletra is contraindicated (see section 4.3).
<i>Lipid-modifying agents</i>		
Lomitapide	CYP3A4 inhibitors increase the exposure of lomitapide, with strong inhibitors increasing exposure approximately 27-fold. Due to CYP3A inhibition by lopinavir/ritonavir, concentrations of lomitapide are expected to increase.	Concomitant use of Kaletra with lomitapide is contraindicated (see prescribing information for lomitapide) (see section 4.3).
Atorvastatin	Atorvastatin: AUC: ↑ 5.9-fold C _{max} : ↑ 4.7-fold Due to CYP3A inhibition by lopinavir/ritonavir.	The combination of Kaletra with atorvastatin is not recommended. If the use of atorvastatin is considered strictly necessary, the lowest possible dose of atorvastatin should be administered with careful safety monitoring (see section 4.4).
Rosuvastatin, 20 mg QD	Rosuvastatin: AUC: ↑ 2-fold C _{max} : ↑ 5-fold While rosuvastatin is poorly metabolised by CYP3A4, an increase of its plasma concentrations was observed. The mechanism of this interaction may result from inhibition of transport proteins.	Caution should be exercised and reduced doses should be considered when Kaletra is co-administered with rosuvastatin (see section 4.4).
Fluvastatin or Pravastatin	Fluvastatin, Pravastatin: No clinical relevant interaction expected. Pravastatin is not metabolised by CYP450. Fluvastatin is partially metabolised by CYP2C9.	If treatment with an HMG-CoA reductase inhibitor is indicated, fluvastatin or pravastatin is recommended.
<i>Opioids</i>		
Buprenorphine, 16 mg QD	Buprenorphine: ↔	No dose adjustment necessary.
Methadone	Methadone: ↓	Monitoring plasma concentrations of methadone is recommended.

<i>Oral contraceptives</i>		
Ethinyl Oestradiol	Ethinyl Oestradiol: ↓	In case of co-administration of Kaletra with contraceptives containing ethinyl oestradiol (whatever the contraceptive formulation e.g. oral or patch), additional methods of contraception must be used.
<i>Smoking cessation aids</i>		
Bupropion	<p>Bupropion and its active metabolite, hydroxybupropion: AUC and C_{max} ↓ ~50%</p> <p>This effect may be due to induction of bupropion metabolism.</p>	If the co-administration of Kaletra with bupropion is judged unavoidable, this should be done under close clinical monitoring for bupropion efficacy, without exceeding the recommended dosage, despite the observed induction.
<i>Thyroid hormone replacement therapy</i>		
Levothyroxine	Post-marketing cases have been reported indicating a potential interaction between ritonavir containing products and levothyroxine.	Thyroid-stimulating hormone (TSH) should be monitored in patients treated with levothyroxine at least the first month after starting and/or ending lopinavir/ritonavir treatment.
<i>Vasodilating agents</i>		
Bosentan	<p>Lopinavir - ritonavir: Lopinavir/ritonavir plasma concentrations may decrease due to CYP3A4 induction by bosentan.</p> <p>Bosentan: AUC: ↑ 5-fold C_{max}: ↑ 6-fold Initially, bosentan C_{min}: ↑ by approximately 48-fold. Due to CYP3A4 inhibition by lopinavir/ritonavir.</p>	Caution should be exercised in administering Kaletra with bosentan. When Kaletra is administered concomitantly with bosentan, the efficacy of the HIV therapy should be monitored and patients should be closely observed for bosentan toxicity, especially during the first week of co-administration.
Riociguat	Serum concentrations may be increased due to CYP3A and P-gp inhibition by lopinavir/ritonavir.	The co-administration of riociguat with Kaletra is not recommended (see section 4.4 and refer to riociguat SmPC).
<i>Other medicinal products</i>		
Based on known metabolic profiles, clinically significant interactions are not expected between Kaletra and dapsone, trimethoprim/sulfamethoxazole, azithromycin or fluconazole.		

4.6 Fertility, pregnancy and lactation

Pregnancy

As a general rule, when deciding to use antiretroviral agents for the treatment of HIV infection in pregnant women and consequently for reducing the risk of HIV vertical transmission to the newborn, the animal data as well as the clinical experience in pregnant women should be taken into account in order to characterise the safety for the foetus.

Lopinavir/ritonavir has been evaluated in over 3000 women during pregnancy, including over 1000 during the first trimester.

In post-marketing surveillance through the Antiretroviral Pregnancy Registry, established since January 1989, an increased risk of birth defects exposures with Kaletra has not been reported among over 1000 women exposed during the first trimester. The prevalence of birth defects after any trimester exposure to lopinavir is comparable to the prevalence observed in the general population. No pattern of birth defects suggestive of a common etiology was seen. Studies in animals have shown reproductive toxicity (see section 5.3). Based on the data mentioned, the malformative risk is unlikely in humans. Lopinavir can be used during pregnancy if clinically needed.

Breast-feeding

Studies in rats revealed that lopinavir is excreted in the milk. It is not known whether this medicinal product is excreted in human milk. As a general rule, it is recommended that women living with HIV do not breast-feed their babies in order to avoid transmission of HIV.

Fertility

Animal studies have shown no effects on fertility. No human data on the effect of lopinavir/ritonavir on fertility are available.

4.7 Effects on ability to drive and use machines

No studies on the effects on the ability to drive and use machines have been performed. Patients should be informed that nausea has been reported during treatment with Kaletra (see section 4.8).

4.8 Undesirable effects

a. Summary of the safety profile

The safety of Kaletra has been investigated in over 2600 patients in Phase II-IV clinical trials, of which over 700 have received a dose of 800/200 mg (6 capsules or 4 tablets) once daily. Along with nucleoside reverse transcriptase inhibitors (NRTIs), in some studies, Kaletra was used in combination with efavirenz or nevirapine.

The most common adverse reactions related to Kaletra therapy during clinical trials were diarrhoea, nausea, vomiting, hypertriglyceridaemia and hypercholesterolemia. The risk of diarrhoea may be greater with once-daily dosing of Kaletra. Diarrhoea, nausea and vomiting may occur at the beginning of the treatment while hypertriglyceridaemia and hypercholesterolemia may occur later. Treatment emergent adverse events led to premature study discontinuation for 7% of subjects from Phase II-IV studies.

It is important to note that cases of pancreatitis have been reported in patients receiving Kaletra, including those who developed hypertriglyceridaemia. Furthermore, rare increases in PR interval have been reported during Kaletra therapy (see section 4.4).

b. Tabulated list of adverse reactions

Adverse reactions from clinical trials and post-marketing experience in adult and paediatric patients:

The following events have been identified as adverse reactions. The frequency category includes all reported events of moderate to severe intensity, regardless of the individual causality assessment. The adverse reactions are displayed by system organ class. Within each frequency grouping, undesirable effects are presented in order of decreasing seriousness: very common ($\geq 1/10$), common ($\geq 1/100$ to $< 1/10$), uncommon ($\geq 1/1000$ to $< 1/100$), rare ($\geq 1/10,000$ to $< 1/1000$) and not known (cannot be estimated from the available data).

Undesirable effects in clinical studies and post-marketing in adult patients		
System organ class	Frequency	Adverse reaction
Infections and infestations	Very common	Upper respiratory tract infection
	Common	Lower respiratory tract infection, skin infections including cellulitis, folliculitis and furuncle
Blood and lymphatic system disorders	Common	Anaemia, leucopenia, neutropenia, lymphadenopathy
Immune system disorders	Common	Hypersensitivity including urticaria and angioedema
	Uncommon	Immune reconstitution inflammatory syndrome
Endocrine disorders	Uncommon	Hypogonadism
Metabolism and nutrition disorders	Common	Blood glucose disorders including diabetes mellitus, hypertriglyceridaemia, hypercholesterolemia, weight decreased, decreased appetite
	Uncommon	Weight increased, increased appetite
Psychiatric disorders	Common	Anxiety
	Uncommon	Abnormal dreams, libido decreased
Nervous system disorders	Common	Headache (including migraine), neuropathy (including peripheral neuropathy), dizziness, insomnia
	Uncommon	Cerebrovascular accident, convulsion, dysgeusia, ageusia, tremor
Eye disorders	Uncommon	Visual impairment
Ear and labyrinth disorders	Uncommon	Tinnitus, vertigo
Cardiac disorders	Uncommon	Atherosclerosis such as myocardial infarction, atrioventricular block, tricuspid valve incompetence
Vascular disorders	Common	Hypertension
	Uncommon	Deep vein thrombosis
Gastrointestinal disorders	Very common	Diarrhoea, nausea
	Common	Pancreatitis ¹ , vomiting, gastrooesophageal reflux disease, gastroenteritis and colitis, abdominal pain (upper and lower), abdominal distension, dyspepsia, haemorrhoids, flatulence
	Uncommon	Gastrointestinal haemorrhage including gastrointestinal ulcer, duodenitis, gastritis and rectal haemorrhage, stomatitis and oral ulcers, faecal incontinence, constipation, dry mouth
Hepatobiliary disorders	Common	Hepatitis including AST, ALT and GGT increases

	Uncommon	Jaundice, hepatic steatosis, hepatomegaly, cholangitis, hyperbilirubinemia
Skin and subcutaneous tissue disorders	Common	Rash including maculopapular rash, dermatitis/rash including eczema and seborrheic dermatitis, night sweats, pruritus
	Uncommon	Alopecia, capillaritis, vasculitis
	Rare	Stevens-Johnson syndrome, erythema multiforme
Musculoskeletal and connective tissue disorders	Common	Myalgia, musculoskeletal pain including arthralgia and back pain, muscle disorders such as weakness and spasms
	Uncommon	Rhabdomyolysis, osteonecrosis
Renal and urinary disorders	Uncommon	Creatinine clearance decreased, nephritis, haematuria
	Not known	Nephrolithiasis
Reproductive system and breast disorders	Common	Erectile dysfunction, menstrual disorders - amenorrhoea, menorrhagia
General disorders and administration site conditions	Common	Fatigue including asthenia

¹ See section 4.4: pancreatitis and lipids

c. Description of selected adverse reactions

Cushing's syndrome has been reported in patients receiving ritonavir and inhaled or intranasally administered fluticasone propionate; this could also occur with other corticosteroids metabolised via the P450 3A pathway e.g. budesonide (see section 4.4 and 4.5).

Increased creatine phosphokinase (CPK), myalgia, myositis, and rarely, rhabdomyolysis have been reported with protease inhibitors, particularly in combination with nucleoside reverse transcriptase inhibitors.

Metabolic parameters

Weight and levels of blood lipids and glucose may increase during antiretroviral therapy (see section 4.4).

In HIV-infected patients with severe immune deficiency at the time of initiation of combination antiretroviral therapy (CART), an inflammatory reaction to asymptomatic or residual opportunistic infections may arise. Autoimmune disorders (such as Graves' disease and autoimmune hepatitis) have also been reported; however, the reported time to onset is more variable and can occur many months after initiation of treatment (see section 4.4).

Cases of osteonecrosis have been reported, particularly in patients with generally acknowledged risk factors, advanced HIV disease or long-term exposure to combination antiretroviral therapy (CART). The frequency of this is unknown (see section 4.4).

d. Paediatric populations

In children 2 years of age and older, the nature of the safety profile is similar to that seen in adults (see Table in section b).

Reporting of suspected adverse reactions

Reporting suspected adverse reactions after authorisation of the medicinal product is important. It allows continued monitoring of the benefit/risk balance of the medicinal product. Healthcare professionals are asked to report any suspected adverse reactions via the national reporting system listed in [Appendix V](#).

4.9 Overdose

To date, there is limited human experience of acute overdose with Kaletra.

The adverse clinical signs observed in dogs included salivation, emesis and diarrhoea/abnormal stool. The signs of toxicity observed in mice, rats or dogs included decreased activity, ataxia, emaciation, dehydration and tremors.

There is no specific antidote for overdose with Kaletra. Treatment of overdose with Kaletra is to consist of general supportive measures including monitoring of vital signs and observation of the clinical status of the patient. If indicated, elimination of unabsorbed active substance is to be achieved by emesis or gastric lavage. Administration of activated charcoal may also be used to aid in removal of unabsorbed active substance. Since Kaletra is highly protein bound, dialysis is unlikely to be beneficial in significant removal of the active substance.

5. PHARMACOLOGICAL PROPERTIES

5.1 Pharmacodynamic properties

Pharmaco-therapeutic group: antivirals for systemic use, antivirals for treatment of HIV infections, combinations, ATC code: J05AR10

Mechanism of action

Lopinavir provides the antiviral activity of Kaletra. Lopinavir is an inhibitor of the HIV-1 and HIV-2 proteases. Inhibition of HIV protease prevents cleavage of the *gag-pol* polyprotein resulting in the production of immature, non-infectious virus.

Effects on the electrocardiogram

QTcF interval was evaluated in a randomised, placebo and active (moxifloxacin 400 mg once daily) controlled crossover study in 39 healthy adults, with 10 measurements over 12 hours on Day 3. The maximum mean (95% upper confidence bound) differences in QTcF from placebo were 3.6 (6.3) and 13.1(15.8) for 400/100 mg twice daily and supratherapeutic 800/200 mg twice daily LPV/r, respectively. The induced QRS interval prolongation from 6 ms to 9.5 ms with high dose lopinavir/ritonavir (800/200 mg twice daily) contributes to QT prolongation. The two regimens resulted in exposures on Day 3 which were approximately 1.5 and 3-fold higher than those observed with recommended once-daily or twice-daily LPV/r doses at steady state. No subject experienced an increase in QTcF of ≥ 60 ms from baseline or a QTcF interval exceeding the potentially clinically relevant threshold of 500 ms.

Modest prolongation of the PR interval was also noted in subjects receiving lopinavir/ritonavir in the same study on Day 3. The mean changes from baseline in PR interval ranged from 11.6 ms to 24.4 ms in the 12 hour interval post dose. Maximum PR interval was 286 ms and no second or third degree heart block was observed (see section 4.4).

Antiviral activity *in vitro*

The *in vitro* antiviral activity of lopinavir against laboratory and clinical HIV strains was evaluated in acutely infected lymphoblastic cell lines and peripheral blood lymphocytes, respectively. In the absence of human serum, the mean IC₅₀ of lopinavir against five different HIV-1 laboratory strains was 19 nM. In the absence and presence of 50% human serum, the mean IC₅₀ of lopinavir against HIV-1_{IIIB} in MT4 cells was 17 nM and 102 nM, respectively. In the absence of human serum, the mean IC₅₀ of lopinavir was 6.5 nM against several HIV-1 clinical isolates.

Resistance

In vitro selection of resistance

HIV-1 isolates with reduced susceptibility to lopinavir have been selected *in vitro*. HIV-1 has been passaged *in vitro* with lopinavir alone and with lopinavir plus ritonavir at concentration ratios representing the range of plasma concentration ratios observed during Kaletra therapy. Genotypic and phenotypic analysis of viruses selected in these passages suggest that the presence of ritonavir, at these concentration ratios, does not measurably influence the selection of lopinavir-resistant viruses. Overall, the *in vitro* characterisation of phenotypic cross-resistance between lopinavir and other protease inhibitors suggest that decreased susceptibility to lopinavir correlated closely with decreased susceptibility to ritonavir and indinavir, but did not correlate closely with decreased susceptibility to amprenavir, saquinavir, and nelfinavir.

Analysis of resistance in ARV-naïve patients In clinical studies with a limited number of isolates analysed, the selection of resistance to lopinavir has not been observed in naïve patients without significant protease inhibitor resistance at baseline. See further the detailed description of the clinical studies.

Analysis of resistance in PI-experienced patients

The selection of resistance to lopinavir in patients having failed prior protease inhibitor therapy was characterised by analysing the longitudinal isolates from 19 protease inhibitor-experienced subjects in 2 Phase II and one Phase III studies who either experienced incomplete virologic suppression or viral rebound subsequent to initial response to Kaletra and who demonstrated incremental *in vitro* resistance between baseline and rebound (defined as emergence of new mutations or 2-fold change in phenotypic susceptibility to lopinavir). Incremental resistance was most common in subjects whose baseline isolates had several protease inhibitor-associated mutations, but < 40-fold reduced susceptibility to lopinavir at baseline. Mutations V82A, I54V and M46I emerged most frequently. Mutations L33F, I50V and V32I combined with I47V/A were also observed. The 19 isolates demonstrated a 4.3-fold increase in IC_{50} compared to baseline isolates (from 6.2- to 43-fold, compared to wild-type virus).

Genotypic correlates of reduced phenotypic susceptibility to lopinavir in viruses selected by other protease inhibitors. The *in vitro* antiviral activity of lopinavir against 112 clinical isolates taken from patients failing therapy with one or more protease inhibitors was assessed. Within this panel, the following mutations in HIV protease were associated with reduced *in vitro* susceptibility to lopinavir: L10F/I/R/V, K20M/R, L24I, M46I/L, F53L, I54L/T/V, L63P, A71I/L/T/V, V82A/F/T, I84V and L90M. The median EC_{50} of lopinavir against isolates with 0 – 3, 4 – 5, 6 – 7 and 8 – 10 mutations at the above amino acid positions was 0.8, 2.7 13.5 and 44.0-fold higher than the EC_{50} against wild type HIV, respectively. The 16 viruses that displayed > 20-fold change in susceptibility all contained mutations at positions 10, 54, 63 plus 82 and/or 84. In addition, they contained a median of 3 mutations at amino acid positions 20, 24, 46, 53, 71 and 90. In addition to the mutations described above, mutations V32I and I47A have been observed in rebound isolates with reduced lopinavir susceptibility from protease inhibitor experienced patients receiving Kaletra therapy, and mutations I47A and L76V have been observed in rebound isolates with reduced lopinavir susceptibility from patients receiving Kaletra therapy.

Conclusions regarding the relevance of particular mutations or mutational patterns are subject to change with additional data, and it is recommended to always consult current interpretation systems for analysing resistance test results.

Antiviral activity of Kaletra in patients failing protease inhibitor therapy

The clinical relevance of reduced *in vitro* susceptibility to lopinavir has been examined by assessing the virologic response to Kaletra therapy, with respect to baseline viral genotype and phenotype, in 56 patients previous failing therapy with multiple protease inhibitors. The EC_{50} of lopinavir against the 56 baseline viral isolates ranged from 0.6 to 96-fold higher than the EC_{50} against wild type HIV. After 48 weeks of treatment with Kaletra, efavirenz and nucleoside reverse transcriptase inhibitors, plasma HIV RNA \leq 400 copies/ml was observed in 93% (25/27), 73% (11/15), and 25% (2/8) of patients with

< 10-fold, 10 to 40-fold, and > 40-fold reduced susceptibility to lopinavir at baseline, respectively. In addition, virologic response was observed in 91% (21/23), 71% (15/21) and 33% (2/6) patients with 0 – 5, 6 – 7, and 8 – 10 mutations of the above mutations in HIV protease associated with reduced *in vitro* susceptibility to lopinavir. Since these patients had not previously been exposed to either Kaletra or efavirenz, part of the response may be attributed to the antiviral activity of efavirenz, particularly in patients harbouring highly lopinavir resistant virus. The study did not contain a control arm of patients not receiving Kaletra.

Cross-resistance

Activity of other protease inhibitors against isolates that developed incremental resistance to lopinavir after Kaletra therapy in protease inhibitor experienced patients: The presence of cross resistance to other protease inhibitors was analysed in 18 rebound isolates that had demonstrated evolution of resistance to lopinavir during 3 Phase II and one Phase III studies of Kaletra in protease inhibitor-experienced patients. The median fold IC₅₀ of lopinavir for these 18 isolates at baseline and rebound was 6.9- and 63-fold, respectively, compared to wild type virus. In general, rebound isolates either retained (if cross-resistant at baseline) or developed significant cross-resistance to indinavir, saquinavir and atazanavir. Modest decreases in amprenavir activity were noted with a median increase of IC₅₀ from 3.7- to 8-fold in the baseline and rebound isolates, respectively. Isolates retained susceptibility to tipranavir with a median increase of IC₅₀ in baseline and rebound isolates of 1.9- and 1.8-fold, respectively, compared to wild type virus. Please refer to the Aptivus Summary of Product Characteristics for additional information on the use of tipranavir, including genotypic predictors of response, in treatment of lopinavir-resistant HIV-1 infection.

Clinical results

The effects of Kaletra (in combination with other antiretroviral agents) on biological markers (plasma HIV RNA levels and CD4+ T-cell counts) have been investigated in controlled studies of Kaletra of 48 to 360 weeks duration.

Adult Use

Patients without prior antiretroviral therapy

Study M98-863 was a randomised, double-blind trial of 653 antiretroviral treatment naïve patients investigating Kaletra (400/100 mg twice daily) compared to nelfinavir (750 mg three times daily) plus stavudine and lamivudine. Mean baseline CD4+ T-cell count was 259 cells/mm³ (range: 2 to 949 cells/mm³) and mean baseline plasma HIV-1 RNA was 4.9 log₁₀ copies/ml (range: 2.6 to 6.8 log₁₀ copies/ml).

Table 1

Outcomes at Week 48: Study M98-863		
	Kaletra (N=326)	Nelfinavir (N=327)
HIV RNA < 400 copies/ml*	75%	63%
HIV RNA < 50 copies/ml*†	67%	52%
Mean increase from baseline in CD4+ T-cell count (cells/mm ³)	207	195

* intent to treat analysis where patients with missing values are considered virologic failures

† p < 0.001

One-hundred thirteen nelfinavir-treated patients and 74 lopinavir/ritonavir-treated patients had an HIV RNA above 400 copies/ml while on treatment from Week 24 through Week 96. Of these, isolates from 96 nelfinavir-treated patients and 51 lopinavir/ritonavir-treated patients could be amplified for resistance testing. Resistance to nelfinavir, defined as the presence of the D30N or L90M mutation in protease, was observed in 41/96 (43%) patients. Resistance to lopinavir, defined as the presence of any primary or active site mutations in protease (see above), was observed in 0/51 (0%) patients. Lack of resistance to lopinavir was confirmed by phenotypic analysis.

Study M05-730 was a randomised, open-label, multicentre trial comparing treatment with Kaletra 800/200 mg once daily plus tenofovir DF and emtricitabine versus Kaletra 400/100 mg twice daily plus tenofovir DF and emtricitabine in 664 antiretroviral treatment-naïve patients. Given the pharmacokinetic interaction between Kaletra and tenofovir (see section 4.5), the results of this study might not be strictly extrapolable when other backbone regimens are used with Kaletra. Patients were randomised in a 1:1 ratio to receive either Kaletra 800/200 mg once daily (n = 333) or Kaletra 400/100 mg twice daily (n = 331). Further stratification within each group was 1:1 (tablet versus soft capsule). Patients were administered either the tablet or the soft capsule formulation for 8 weeks, after which all patients were administered the tablet formulation once daily or twice daily for the remainder of the study. Patients were administered emtricitabine 200 mg once daily and tenofovir DF 300 mg once daily (equivalent to 245 mg tenofovir disoproxil). Protocol defined non-inferiority of once-daily dosing compared with twice-daily dosing was demonstrated if the lower bound of the 95% confidence interval for the difference in proportion of subjects responding (once daily minus twice daily) excluded -12% at Week 48. Mean age of patients enrolled was 39 years (range: 19 to 71); 75% were Caucasian, and 78% were male. Mean baseline CD4+ T-cell count was 216 cells/mm³ (range: 20 to 775 cells/mm³) and mean baseline plasma HIV-1 RNA was 5.0 log₁₀ copies/ml (range: 1.7 to 7.0 log₁₀ copies/ml).

Table 2

Virologic Response of Study Subjects at Week 48 and Week 96						
	Week 48			Week 96		
	QD	BID	Difference [95% CI]	QD	BID	Difference [95% CI]
NC= Failure	257/333 (77.2%)	251/331 (75.8%)	1.3 % [-5.1, 7.8]	216/333 (64.9%)	229/331 (69.2%)	-4.3% [-11.5, 2.8]
Observed data	257/295 (87.1%)	250/280 (89.3%)	-2.2% [-7.4, 3.1]	216/247 (87.4%)	229/248 (92.3%)	-4.9% [-10.2, 0.4]
Mean increase from baseline in CD4+ T-cell count (cells/mm ³)	186	198		238	254	

Through Week 96, genotypic resistance testing results were available from 25 patients in the QD group and 26 patients in the BID group who had incomplete virologic response. In the QD group, no patient demonstrated lopinavir resistance, and in the BID group, 1 patient who had significant protease inhibitor resistance at baseline demonstrated additional lopinavir resistance on study.

Sustained virological response to Kaletra (in combination with nucleoside/nucleotide reverse transcriptase inhibitors) has been also observed in a small Phase II study (M97-720) through 360 weeks of treatment. One hundred patients were originally treated with Kaletra in the study (including 51 patients receiving 400/100 mg twice daily and 49 patients at either 200/100 mg twice daily or 400/200 mg twice daily). All patients converted to open-label Kaletra at the 400/100 mg twice daily dose between week 48 and week 72. Thirty-nine patients (39%) discontinued the study, including 16 (16%) discontinuations due to adverse events, one of which was associated with a death. Sixty-one patients completed the study (35 patients received the recommended 400/100 mg twice-daily dose throughout the study).

Table 3

Outcomes at Week 360: Study M97-720	
	Kaletra (N=100)
HIV RNA < 400 copies/ml	61%
HIV RNA < 50 copies/ml	59%
Mean increase from baseline in CD4+ T-cell count (cells/mm ³)	501

Through 360 weeks of treatment, genotypic analysis of viral isolates was successfully conducted in 19 of 28 patients with confirmed HIV RNA above 400 copies/ml revealed no primary or active site mutations in protease (amino acids at positions 8, 30, 32, 46, 47, 48, 50, 82, 84 and 90) or protease inhibitor phenotypic resistance

Patients with prior antiretroviral therapy

M06-802 was a randomised open-label study comparing the safety, tolerability and antiviral activity of once-daily and twice-daily dosing of lopinavir/ritonavir tablets in 599 subjects with detectable viral loads while receiving their current antiviral therapy. Patients had not been on prior lopinavir/ritonavir therapy. They were randomised in a 1:1 ratio to receive either lopinavir/ritonavir 800/200 mg once daily (n = 300) or lopinavir/ritonavir 400/100 mg twice daily (n = 299). Patients were administered at least two nucleoside/nucleotide reverse transcriptase inhibitors selected by the investigator. The enrolled population was moderately PI-experienced with more than half of patients having never received prior PI and around 80% of patients presenting a viral strain with less than 3 PI mutations. Mean age of patients enrolled was 41 years (range: 21 to 73); 51% were Caucasian and 66% were male. Mean baseline CD4+ T-cell count was 254 cells/mm³ (range: 4 to 952 cells/mm³) and mean baseline plasma HIV-1 RNA was 4.3 log₁₀ copies/ml (range: 1.7 to 6.6 log₁₀ copies/ml). Around 85% of patients had a viral load of < 100,000 copies/ml.

Table 4

Virologic Response of Study Subjects at Week 48 Study 802			
	QD	BID	Difference [95% CI]
NC= Failure	171/300 (57%)	161/299 (53.8%)	3.2% [-4.8%, 11.1%]
Observed data	171/225 (76.0%)	161/223 (72.2%)	3.8% [-4.3%, 11.9%]
Mean increase from baseline in CD4+ T-cell count (cells/mm ³)	135	122	

Through Week 48, genotypic resistance testing results were available from 75 patients in the QD group and 75 patients in the BID group who had incomplete virologic response. In the QD group, 6/75 (8%) patients demonstrated new primary protease inhibitor mutations (codons 30, 32, 48, 50, 82, 84, 90), as did 12/77 (16%) patients in the BID group.

Paediatric Use

M98-940 was an open-label study of a liquid formulation of Kaletra in 100 antiretroviral naïve (44%) and experienced (56%) paediatric patients. All patients were non-nucleoside reverse transcriptase inhibitor naïve. Patients were randomised to either 230 mg lopinavir/57.5 mg ritonavir per m² or 300 mg lopinavir/75 mg ritonavir per m². Naïve patients also received nucleoside reverse transcriptase inhibitors. Experienced patients received nevirapine plus up to two nucleoside reverse transcriptase inhibitors. Safety, efficacy and pharmacokinetic profiles of the two dose regimens were assessed after 3 weeks of therapy in each patient. Subsequently, all patients were continued on the 300/75 mg per m²

dose. Patients had a mean age of 5 years (range 6 months to 12 years) with 14 patients less than 2 years old and 6 patients one year or less. Mean baseline CD4+ T-cell count was 838 cells/mm³ and mean baseline plasma HIV-1 RNA was 4.7 log₁₀ copies/ml.

Table 5

Outcomes at Week 48: Study M98-940		
	Antiretroviral Naïve (N=44)	Antiretroviral Experienced (N=56)
HIV RNA < 400 copies/ml	84%	75%
Mean increase from baseline in CD4+ T-cell count (cells/mm ³)	404	284

KONCERT/PENTA 18 is a prospective multicentre, randomised, open-label study that evaluated the pharmacokinetic profile, efficacy and safety of twice-daily versus once-daily dosing of lopinavir/ritonavir 100 mg/25 mg tablets dosed by weight as part of combination antiretroviral therapy (cART) in virologically suppressed HIV-1 infected children (n=173). Children were eligible when they were aged <18 years, ≥15 kg in weight, receiving cART that included lopinavir/ritonavir, HIV-1 ribonucleic acid (RNA) <50 copies/ml for at least 24 weeks and able to swallow tablets. At week 48, the efficacy and safety with twice-daily dosing (n=87) in the paediatric population given lopinavir/ritonavir 100 mg/25 mg tablets was consistent with the efficacy and safety findings in previous adult and paediatric studies using lopinavir/ritonavir twice daily. The percentage of patients with confirmed viral rebound >50 copies/ml during 48 weeks of follow-up was higher in the paediatric patients receiving lopinavir/ritonavir tablets once daily (12%) than in patients receiving the twice-daily dosing (8%, p = 0.19), mainly due to lower adherence in the once-daily group. The efficacy data favouring the twice-daily regimen are reinforced by a differential in pharmacokinetic parameters significantly favouring the twice-daily regimen (see section 5.2).

5.2 Pharmacokinetic properties

The pharmacokinetic properties of lopinavir co-administered with ritonavir have been evaluated in healthy adult volunteers and in HIV-infected patients; no substantial differences were observed between the two groups. Lopinavir is essentially completely metabolised by CYP3A. Ritonavir inhibits the metabolism of lopinavir, thereby increasing the plasma levels of lopinavir. Across studies, administration of Kaletra 400/100 mg twice daily yields mean steady-state lopinavir plasma concentrations 15 to 20-fold higher than those of ritonavir in HIV-infected patients. The plasma levels of ritonavir are less than 7% of those obtained after the ritonavir dose of 600 mg twice daily. The *in vitro* antiviral EC₅₀ of lopinavir is approximately 10-fold lower than that of ritonavir. Therefore, the antiviral activity of Kaletra is due to lopinavir.

Absorption

Multiple dosing with 400/100 mg Kaletra twice daily for 2 weeks and without meal restriction produced a mean ± SD lopinavir peak plasma concentration (C_{max}) of 12.3 ± 5.4 µg/ml, occurring approximately 4 hours after administration. The mean steady-state trough concentration prior to the morning dose was 8.1 ± 5.7 µg/ml. Lopinavir AUC over a 12 hour dosing interval averaged 113.2 ± 60.5 µg•h/ml. The absolute bioavailability of lopinavir co-formulated with ritonavir in humans has not been established.

Effects of food on oral absorption

Administration of a single 400/100 mg dose of Kaletra tablets under fed conditions (high fat, 872 kcal, 56% from fat) compared to fasted state was associated with no significant changes in C_{max} and AUC_{inf}. Therefore, Kaletra tablets may be taken with or without food. Kaletra tablets have also shown less pharmacokinetic variability under all meal conditions compared to Kaletra soft capsules.

Distribution

At steady state, lopinavir is approximately 98 – 99% bound to serum proteins. Lopinavir binds to both alpha-1-acid glycoprotein (AAG) and albumin however, it has a higher affinity for AAG. At steady state, lopinavir protein binding remains constant over the range of observed concentrations after 400/100 mg Kaletra twice daily, and is similar between healthy volunteers and HIV-positive patients.

Biotransformation

In vitro experiments with human hepatic microsomes indicate that lopinavir primarily undergoes oxidative metabolism. Lopinavir is extensively metabolised by the hepatic cytochrome P450 system, almost exclusively by isozyme CYP3A. Ritonavir is a potent CYP3A inhibitor which inhibits the metabolism of lopinavir and therefore, increases plasma levels of lopinavir. A ^{14}C -lopinavir study in humans showed that 89% of the plasma radioactivity after a single 400/100 mg Kaletra dose was due to parent active substance. At least 13 lopinavir oxidative metabolites have been identified in man. The 4-oxo and 4-hydroxymetabolite epimeric pair are the major metabolites with antiviral activity, but comprise only minute amounts of total plasma radioactivity. Ritonavir has been shown to induce metabolic enzymes, resulting in the induction of its own metabolism, and likely the induction of lopinavir metabolism. Pre-dose lopinavir concentrations decline with time during multiple dosing, stabilising after approximately 10 days to 2 weeks.

Elimination

After a 400/100 mg ^{14}C -lopinavir/ritonavir dose, approximately $10.4 \pm 2.3\%$ and $82.6 \pm 2.5\%$ of an administered dose of ^{14}C -lopinavir can be accounted for in urine and faeces, respectively. Unchanged lopinavir accounted for approximately 2.2% and 19.8% of the administered dose in urine and faeces, respectively. After multiple dosing, less than 3% of the lopinavir dose is excreted unchanged in the urine. The effective (peak to trough) half-life of lopinavir over a 12 hour dosing interval averaged 5 – 6 hours, and the apparent oral clearance (CL/F) of lopinavir is 6 to 7 l/h.

Once-daily dosing: the pharmacokinetics of once daily Kaletra have been evaluated in HIV-infected subjects naïve to antiretroviral treatment. Kaletra 800/200 mg was administered in combination with emtricitabine 200 mg and tenofovir DF 300 mg as part of a once-daily regimen. Multiple dosing of 800/200 mg Kaletra once daily for 2 weeks without meal restriction (n=16) produced a mean \pm SD lopinavir peak plasma concentration (C_{max}) of $14.8 \pm 3.5 \mu\text{g/ml}$, occurring approximately 6 hours after administration. The mean steady-state trough concentration prior to the morning dose was $5.5 \pm 5.4 \mu\text{g/ml}$. Lopinavir AUC over a 24 hour dosing interval averaged $206.5 \pm 89.7 \mu\text{g}\cdot\text{h/ml}$.

As compared to the BID regimen, the once-daily dosing is associated with a reduction in the $C_{\text{min}}/C_{\text{trough}}$ values of approximately 50%.

Special Populations

Paediatrics

There are limited pharmacokinetic data in children below 2 years of age. The pharmacokinetics of Kaletra 100/25 mg tablet twice-daily weight-band dosing without nevirapine have been studied in a total of 53 paediatric patients. The lopinavir mean \pm standard deviation steady-state AUC, C_{max} and C_{12} were $112.5 \pm 37.1 \mu\text{g}\cdot\text{h/ml}$, $12.4 \pm 3.5 \mu\text{g/ml}$ and $5.71 \pm 2.99 \mu\text{g/ml}$, respectively. The twice-daily weight-band dosing without nevirapine provided lopinavir plasma concentrations similar to those obtained in adult patients receiving the 400/100 mg twice-daily regimen without nevirapine.

Gender, Race and Age

Kaletra pharmacokinetics have not been studied in older people. No age or gender related pharmacokinetic differences have been observed in adult patients. Pharmacokinetic differences due to race have not been identified.

Pregnancy and postpartum

In an open-label pharmacokinetic study, 12 HIV-infected pregnant women who were less than 20 weeks of gestation and on combination antiretroviral therapy initially received lopinavir/ritonavir 400 mg/100 mg (two 200/50 mg tablets) twice daily up to a gestational age of 30 weeks. At 30 weeks age of gestation, the dose was increased to 500/125 mg (two 200/50 mg tablets plus one 100/25 mg tablet) twice daily until subjects were 2 weeks postpartum. Plasma concentrations of lopinavir were measured over four 12-hour periods during second trimester (20–24 weeks gestation), third trimester before dose increase (30 weeks gestation), third trimester after dose increase (32 weeks gestation), and at 8 weeks post-partum. The dose increase did not result in a significant increase in the plasma lopinavir concentration.

In another open-label pharmacokinetic study, 19 HIV-infected pregnant women received lopinavir/ritonavir 400/100 mg twice daily as part of combination antiretroviral therapy during pregnancy from before conception. A series of blood samples were collected pre-dose and at intervals over the course of 12 hours in trimester 2 and trimester 3, at birth, and 4–6 weeks postpartum (in women who continued treatment post-delivery) for pharmacokinetic analysis of total and unbound levels of plasma lopinavir concentrations.

The pharmacokinetic data from HIV-1 infected pregnant women receiving lopinavir/ritonavir tablets 400/100 mg twice daily are presented in Table 6 (see section 4.2).

Table 6

Mean (%CV) Steady-State Pharmacokinetic Parameters of Lopinavir in HIV-Infected Pregnant Women			
Pharmacokinetic Parameter	2nd Trimester n = 17*	3rd Trimester n = 23	Postpartum n = 17**
AUC ₀₋₁₂ µg•hr/mL	68.7 (20.6)	61.3 (22.7)	94.3 (30.3)
C _{max}	7.9 (21.1)	7.5 (18.7)	9.8 (24.3)
C _{predose} µg /mL	4.7 (25.2)	4.3 (39.0)	6.5 (40.4)
* n = 18 for C _{max} ** n = 16 for C _{predose}			

Renal Insufficiency

Kaletra pharmacokinetics have not been studied in patients with renal insufficiency; however, since the renal clearance of lopinavir is negligible, a decrease in total body clearance is not expected in patients with renal insufficiency.

Hepatic Insufficiency

The steady state pharmacokinetic parameters of lopinavir in HIV-infected patients with mild to moderate hepatic impairment were compared with those of HIV-infected patients with normal hepatic function in a multiple dose study with lopinavir/ritonavir 400/100 mg twice daily. A limited increase in total lopinavir concentrations of approximately 30% has been observed which is not expected to be of clinical relevance (see section 4.2).

5.3 Preclinical safety data

Repeat-dose toxicity studies in rodents and dogs identified major target organs as the liver, kidney, thyroid, spleen and circulating red blood cells. Hepatic changes indicated cellular swelling with focal degeneration. While exposure eliciting these changes were comparable to or below human clinical exposure, dosages in animals were over 6-fold the recommended clinical dose. Mild renal tubular degeneration was confined to mice exposed with at least twice the recommended human exposure; the kidney was unaffected in rats and dogs. Reduced serum thyroxine led to an increased release of TSH with resultant follicular cell hypertrophy in the thyroid glands of rats. These changes were reversible with withdrawal of the active substance and were absent in mice and dogs. Coombs-negative anisocytosis and poikilocytosis were observed in rats, but not in mice or dogs. Enlarged spleens with

histiocytosis were seen in rats but not other species. Serum cholesterol was elevated in rodents but not dogs, while triglycerides were elevated only in mice.

During *in vitro* studies, cloned human cardiac potassium channels (HERG) were inhibited by 30% at the highest concentrations of lopinavir/ritonavir tested, corresponding to a lopinavir exposure 7-fold total and 15-fold free peak plasma levels achieved in humans at the maximum recommended therapeutic dose. In contrast, similar concentrations of lopinavir/ritonavir demonstrated no repolarisation delay in the canine cardiac Purkinje fibres. Lower concentrations of lopinavir/ritonavir did not produce significant potassium (HERG) current blockade. Tissue distribution studies conducted in the rat did not suggest significant cardiac retention of the active substance; 72-hour AUC in heart was approximately 50% of measured plasma AUC. Therefore, it is reasonable to expect that cardiac lopinavir levels would not be significantly higher than plasma levels.

In dogs, prominent U waves on the electrocardiogram have been observed associated with prolonged PR interval and bradycardia. These effects have been assumed to be caused by electrolyte disturbance.

The clinical relevance of these preclinical data is unknown, however, the potential cardiac effects of this product in humans cannot be ruled out (see also sections 4.4 and 4.8).

In rats, embryofoetotoxicity (pregnancy loss, decreased foetal viability, decreased foetal body weights, increased frequency of skeletal variations) and postnatal developmental toxicity (decreased survival of pups) was observed at maternally toxic dosages. The systemic exposure to lopinavir/ritonavir at the maternal and developmental toxic dosages was lower than the intended therapeutic exposure in humans.

Long-term carcinogenicity studies of lopinavir/ritonavir in mice revealed a nongenotoxic, mitogenic induction of liver tumours, generally considered to have little relevance to human risk.

Carcinogenicity studies in rats revealed no tumourigenic findings. Lopinavir/ritonavir was not found to be mutagenic or clastogenic in a battery of *in vitro* and *in vivo* assays including the Ames bacterial reverse mutation assay, the mouse lymphoma assay, the mouse micronucleus test and chromosomal aberration assays in human lymphocytes.

6. PHARMACEUTICAL PARTICULARS

6.1 List of excipients

Tablet contents:

Copovidone
Sorbitan laurate
Colloidal anhydrous silica
Sodium stearyl fumarate

Film-coating:

Polyvinyl alcohol
Titanium dioxide
Talc
Macrogols type 3350 (Polyethylene glycol 3350)
Red ferric oxide E172

6.2 Incompatibilities

Not applicable.

6.3 Shelf life

2 years.

6.4 Special precautions for storage

Store below 25°C.

6.5 Nature and contents of container

High density polyethylene (HDPE) bottles closed with propylene caps.
Bottle containing 60 film-coated tablets.

6.6 Special precautions for disposal

No special requirements.

7. MARKETING AUTHORISATION HOLDER

AbbVie Deutschland GmbH & Co. KG
Knollstrasse
67061 Ludwigshafen
Germany

8. MARKETING AUTHORISATION NUMBERS

EU/1/01/172/006

9. DATE OF FIRST AUTHORISATION/RENEWAL OF THE AUTHORISATION

Date of first authorisation: 20 March 2001
Date of latest renewal: 20 March 2011

10. DATE OF REVISION OF THE TEXT

Detailed information on this product is available on the website of the European Medicines Agency
<https://www.ema.europa.eu>

ANNEX II

- A. MANUFACTURER(S) RESPONSIBLE FOR BATCH RELEASE**
- B. CONDITIONS OR RESTRICTIONS REGARDING SUPPLY AND USE**
- C. OTHER CONDITIONS AND REQUIREMENTS OF THE MARKETING AUTHORISATION**
- D. CONDITIONS OR RESTRICTIONS WITH REGARD TO THE SAFE AND EFFECTIVE USE OF THE MEDICINAL PRODUCT**

A. MANUFACTURER(S) RESPONSIBLE FOR BATCH RELEASE

Name and address of the manufacturer(s) responsible for batch release

Kaletra oral solution:

AbbVie Logistics B.V., Zuiderzeelaan 53, 8017 JV Zwolle, The Netherlands
AbbVie Deutschland GmbH & Co. KG, Knollstrasse, 67061 Ludwigshafen, Germany

Kaletra 200 mg/50 mg film-coated tablets and Kaletra 100 mg/25 mg film-coated tablets:

AbbVie Deutschland GmbH & Co. KG, Knollstrasse, 67061 Ludwigshafen, Germany

Kaletra 200 mg/50 mg film-coated tablets:

Fournier Laboratories Ireland Limited, Carrigtwohill Business Park, Ann Grove, Carrigtwohill, Co. Cork, Ireland

The printed package leaflet of the medicinal product must state the name and address of the manufacturer responsible for the release of the concerned batch.

B. CONDITIONS OR RESTRICTIONS REGARDING SUPPLY AND USE

Medicinal product subject to medical prescription.

C. OTHER CONDITIONS AND REQUIREMENTS OF THE MARKETING AUTHORISATION

• Periodic safety update reports (PSURs)

The requirements for submission of PSURs for this medicinal product are set out in the list of Union reference dates (EURD list) provided for under Article 107c(7) of Directive 2001/83/EC and any subsequent updates published on the European medicines web-portal.

D. CONDITIONS OR RESTRICTIONS WITH REGARD TO THE SAFE AND EFFECTIVE USE OF THE MEDICINAL PRODUCT

• Risk management plan (RMP)

The marketing authorisation holder (MAH) shall perform the required pharmacovigilance activities and interventions detailed in the agreed RMP presented in Module 1.8.2 of the marketing authorisation and any agreed subsequent updates of the RMP.

An updated RMP should be submitted:

- At the request of the European Medicines Agency;
- Whenever the risk management system is modified, especially as the result of new information being received that may lead to a significant change to the benefit/risk profile or as the result of an important (pharmacovigilance or risk minimisation) milestone being reached.

ANNEX III
LABELLING AND PACKAGE LEAFLET

A. LABELLING

PARTICULARS TO APPEAR ON THE OUTER PACKAGING

Oral solution - Carton containing 300 ml (5 bottles x 60 ml) oral solution

1. NAME OF THE MEDICINAL PRODUCT

Kaletra (80 mg + 20 mg) / ml oral solution
(lopinavir + ritonavir)
For adults and children weighing greater than 15 kg.

2. STATEMENT OF ACTIVE SUBSTANCE(S)

Each ml contains: lopinavir 80 mg and ritonavir 20 mg.

3. LIST OF EXCIPIENTS

Includes: alcohol, high fructose corn syrup, propylene glycol, glycerol, polyoxyl 40 hydrogenated castor oil, potassium (as acesulfame potassium).

4. PHARMACEUTICAL FORM AND CONTENTS

300 ml (5 bottles x 60 ml) oral solution with five 5 ml oral dosing syringes.

5. METHOD AND ROUTE(S) OF ADMINISTRATION

Read the package leaflet before use.
Oral use
For volumes greater than 2 ml.
Use the 5 ml oral dosing syringe to prepare a dose.

6. SPECIAL WARNING THAT THE MEDICINAL PRODUCT MUST BE STORED OUT OF THE SIGHT AND REACH OF CHILDREN

Keep out of the sight and reach of children.

7. OTHER SPECIAL WARNING(S), IF NECESSARY**8. EXPIRY DATE**

EXP

9. SPECIAL STORAGE CONDITIONS

Store in a refrigerator

10. SPECIAL PRECAUTIONS FOR DISPOSAL OF UNUSED MEDICINAL PRODUCTS OR WASTE MATERIALS DERIVED FROM SUCH MEDICINAL PRODUCTS, IF APPROPRIATE

11. NAME AND ADDRESS OF THE MARKETING AUTHORISATION HOLDER

AbbVie Deutschland GmbH & Co. KG
Knollstrasse
67061 Ludwigshafen
Germany

12. MARKETING AUTHORISATION NUMBER(S)

EU/1/01/172/003

13. BATCH NUMBER

Lot

14. GENERAL CLASSIFICATION FOR SUPPLY

15. INSTRUCTIONS ON USE

16. INFORMATION IN BRAILLE

Kaletra (80 mg + 20 mg) / ml

17. UNIQUE IDENTIFIER – 2D BARCODE

2D barcode carrying the unique identifier included.

18. UNIQUE IDENTIFIER – HUMAN READABLE DATA

PC
SN
NN

PARTICULARS TO APPEAR ON THE OUTER PACKAGING

Oral solution - Carton containing 120 ml (2 bottles x 60 ml) oral solution

1. NAME OF THE MEDICINAL PRODUCT

Kaletra (80 mg + 20 mg) / ml oral solution
(lopinavir + ritonavir)
For children 2 weeks or older and weighing up to 15 kg

2. STATEMENT OF ACTIVE SUBSTANCE(S)

Each ml contains: lopinavir 80 mg and ritonavir 20 mg.

3. LIST OF EXCIPIENTS

Includes: alcohol, high fructose corn syrup, propylene glycol, glycerol, polyoxyl 40 hydrogenated castor oil, potassium (as acesulfame potassium).

4. PHARMACEUTICAL FORM AND CONTENTS

120 ml (2 bottles x 60 ml) oral solution with two 2 ml oral dosing syringes.

5. METHOD AND ROUTE(S) OF ADMINISTRATION

Read the package leaflet before use.
Oral use
For volumes up to 2 ml.
Use the 2 ml oral dosing syringe to prepare a dose.

6. SPECIAL WARNING THAT THE MEDICINAL PRODUCT MUST BE STORED OUT OF THE SIGHT AND REACH OF CHILDREN

Keep out of the sight and reach of children.

7. OTHER SPECIAL WARNING(S), IF NECESSARY**8. EXPIRY DATE**

EXP

9. SPECIAL STORAGE CONDITIONS

Store in a refrigerator

10. SPECIAL PRECAUTIONS FOR DISPOSAL OF UNUSED MEDICINAL PRODUCTS OR WASTE MATERIALS DERIVED FROM SUCH MEDICINAL PRODUCTS, IF APPROPRIATE**11. NAME AND ADDRESS OF THE MARKETING AUTHORISATION HOLDER**

AbbVie Deutschland GmbH & Co. KG
Knollstrasse
67061 Ludwigshafen
Germany

12. MARKETING AUTHORISATION NUMBER(S)

EU/1/01/172/009

13. BATCH NUMBER

Lot

14. GENERAL CLASSIFICATION FOR SUPPLY**15. INSTRUCTIONS ON USE****16. INFORMATION IN BRAILLE**

Kaletra (80 mg + 20 mg) / ml

17. UNIQUE IDENTIFIER – 2D BARCODE

2D barcode carrying the unique identifier included.

18. UNIQUE IDENTIFIER – HUMAN READABLE DATA

PC
SN
NN

PARTICULARS TO APPEAR ON THE IMMEDIATE PACKAGING**Oral Solution – Bottle label****1. NAME OF THE MEDICINAL PRODUCT**

Kaletra (80 mg + 20 mg) / ml oral solution
(lopinavir + ritonavir)

2. STATEMENT OF ACTIVE SUBSTANCE(S)

Each ml contains lopinavir 80 mg and ritonavir 20 mg.

3. LIST OF EXCIPIENTS

Includes: alcohol (42 % v/v see leaflet), high fructose corn syrup, propylene glycol, glycerol, polyoxyl 40 hydrogenated castor oil, potassium (as acesulfame potassium).

4. PHARMACEUTICAL FORM AND CONTENTS

60 ml oral solution

5. METHOD AND ROUTE(S) OF ADMINISTRATION

Read the package leaflet before use.
Oral use
Important to open
Make sure you have the correct syringe for the dose.

6. SPECIAL WARNING THAT THE MEDICINAL PRODUCT MUST BE STORED OUT OF THE SIGHT AND REACH OF CHILDREN

Keep out of the sight and reach of children.

7. OTHER SPECIAL WARNING(S), IF NECESSARY**8. EXPIRY DATE**

EXP

9. SPECIAL STORAGE CONDITIONS

Store in a refrigerator

In use storage: If kept outside of the refrigerator, do not store above 25°C and discard any unused contents after 42 days (6 weeks). It is advised to write the date of removal from the refrigerator on the package.

10. SPECIAL PRECAUTIONS FOR DISPOSAL OF UNUSED MEDICINAL PRODUCTS OR WASTE MATERIALS DERIVED FROM SUCH MEDICINAL PRODUCTS, IF APPROPRIATE

11. NAME AND ADDRESS OF THE MARKETING AUTHORISATION HOLDER

AbbVie (logo)

12. MARKETING AUTHORISATION NUMBER(S)

13. BATCH NUMBER

Lot

14. GENERAL CLASSIFICATION FOR SUPPLY

15. INSTRUCTIONS ON USE

16. INFORMATION IN BRAILLE

17. UNIQUE IDENTIFIER – 2D BARCODE

18. UNIQUE IDENTIFIER - HUMAN READABLE DATA

PARTICULARS TO APPEAR ON THE OUTER PACKAGING**200 mg/50 mg tablets – Carton of 1 bottle****1. NAME OF THE MEDICINAL PRODUCT**

Kaletra 200 mg/50 mg film-coated tablets
lopinavir/ritonavir

2. STATEMENT OF ACTIVE SUBSTANCE(S)

Each film-coated tablet contains 200 mg of lopinavir co-formulated with 50 mg of ritonavir as a pharmacokinetic enhancer.

3. LIST OF EXCIPIENTS**4. PHARMACEUTICAL FORM AND CONTENTS**

120 film-coated tablets

5. METHOD AND ROUTE(S) OF ADMINISTRATION

Read the package leaflet before use.
Oral use

6. SPECIAL WARNING THAT THE MEDICINAL PRODUCT MUST BE STORED OUT OF THE SIGHT AND REACH OF CHILDREN

Keep out of the sight and reach of children.

7. OTHER SPECIAL WARNING(S), IF NECESSARY**8. EXPIRY DATE**

EXP

9. SPECIAL STORAGE CONDITIONS

Store below 25°C.

10. SPECIAL PRECAUTIONS FOR DISPOSAL OF UNUSED MEDICINAL PRODUCTS OR WASTE MATERIALS DERIVED FROM SUCH MEDICINAL PRODUCTS, IF APPROPRIATE

11. NAME AND ADDRESS OF THE MARKETING AUTHORISATION HOLDER

AbbVie Deutschland GmbH & Co. KG
Knollstrasse
67061 Ludwigshafen
Germany

12. MARKETING AUTHORISATION NUMBER(S)

EU/1/01/172/004

13. BATCH NUMBER

Lot

14. GENERAL CLASSIFICATION FOR SUPPLY**15. INSTRUCTIONS ON USE****16. INFORMATION IN BRAILLE**

Kaletra 200 mg/50 mg tablets

17. UNIQUE IDENTIFIER – 2D BARCODE

2D barcode carrying the unique identifier included.

18. UNIQUE IDENTIFIER – HUMAN READABLE DATA

PC
SN
NN

PARTICULARS TO APPEAR ON THE OUTER PACKAGING

200 mg/50 mg Tablets – Carton of multipack containing 360 (3 bottles of 120) film-coated tablets – including blue box

1. NAME OF THE MEDICINAL PRODUCT

Kaletra 200 mg/50 mg film-coated tablets
lopinavir/ritonavir

2. STATEMENT OF ACTIVE SUBSTANCE(S)

Each film-coated tablet contains 200 mg of lopinavir co-formulated with 50 mg of ritonavir as a pharmacokinetic enhancer.

3. LIST OF EXCIPIENTS**4. PHARMACEUTICAL FORM AND CONTENTS**

Multipack: 360 (3 bottles of 120) film-coated tablets
3 month pack

5. METHOD AND ROUTE(S) OF ADMINISTRATION

Read the package leaflet before use.
Oral use

6. SPECIAL WARNING THAT THE MEDICINAL PRODUCT MUST BE STORED OUT OF THE SIGHT AND REACH OF CHILDREN

Keep out of the sight and reach of children.

7. OTHER SPECIAL WARNING(S), IF NECESSARY**8. EXPIRY DATE**

EXP

9. SPECIAL STORAGE CONDITIONS

Store below 25°C.

10. SPECIAL PRECAUTIONS FOR DISPOSAL OF UNUSED MEDICINAL PRODUCTS OR WASTE MATERIALS DERIVED FROM SUCH MEDICINAL PRODUCTS, IF APPROPRIATE

11. NAME AND ADDRESS OF THE MARKETING AUTHORISATION HOLDER

AbbVie Deutschland GmbH & Co. KG
Knollstrasse
67061 Ludwigshafen
Germany

12. MARKETING AUTHORISATION NUMBER(S)

EU/1/01/172/007

13. BATCH NUMBER

Lot

14. GENERAL CLASSIFICATION FOR SUPPLY

15. INSTRUCTIONS ON USE

16. INFORMATION IN BRAILLE

Kaletra 200 mg/50 mg tablets

17. UNIQUE IDENTIFIER – 2D BARCODE

2D barcode carrying the unique identifier included.

18. UNIQUE IDENTIFIER – HUMAN READABLE DATA

PC
SN
NN

PARTICULARS TO APPEAR ON THE ON THE IMMEDIATE PACKAGING**200 mg/50 mg tablets – Bottle label****1. NAME OF THE MEDICINAL PRODUCT**

Kaletra 200 mg/50 mg film-coated tablets
lopinavir/ritonavir

2. STATEMENT OF ACTIVE SUBSTANCE(S)

Each film-coated tablet contains 200 mg of lopinavir co-formulated with 50 mg of ritonavir as a pharmacokinetic enhancer.

3. LIST OF EXCIPIENTS**4. PHARMACEUTICAL FORM AND CONTENTS**

120 film-coated tablets

5. METHOD AND ROUTE(S) OF ADMINISTRATION

Read the package leaflet before use.
Oral use

6. SPECIAL WARNING THAT THE MEDICINAL PRODUCT MUST BE STORED OUT OF THE SIGHT AND REACH OF CHILDREN

Keep out of the sight and reach of children.

7. OTHER SPECIAL WARNING(S), IF NECESSARY**8. EXPIRY DATE**

EXP

9. SPECIAL STORAGE CONDITIONS

Store below 25°C.

10. SPECIAL PRECAUTIONS FOR DISPOSAL OF UNUSED MEDICINAL PRODUCTS OR WASTE MATERIALS DERIVED FROM SUCH MEDICINAL PRODUCTS, IF APPROPRIATE

11. NAME AND ADDRESS OF THE MARKETING AUTHORISATION HOLDER

AbbVie Deutschland GmbH & Co. KG
Knollstrasse
67061 Ludwigshafen
Germany

12. MARKETING AUTHORISATION NUMBER(S)

EU/1/01/172/004
EU/1/01/172/007

13. BATCH NUMBER

Lot

14. GENERAL CLASSIFICATION FOR SUPPLY

15. INSTRUCTIONS ON USE

16. INFORMATION IN BRAILLE

17. UNIQUE IDENTIFIER – 2D BARCODE

Not applicable

18. UNIQUE IDENTIFIER - HUMAN READABLE DATA

Not applicable

PARTICULARS TO APPEAR ON THE OUTER PACKAGING

100 mg/ 25 mg tablets – Carton of 1 bottle

1. NAME OF THE MEDICINAL PRODUCT

Kaletra 100 mg/25 mg film-coated tablets
lopinavir/ritonavir

2. STATEMENT OF ACTIVE SUBSTANCE(S)

Each film-coated tablet contains 100 mg of lopinavir co-formulated with 25 mg of ritonavir as a pharmacokinetic enhancer.

3. LIST OF EXCIPIENTS**4. PHARMACEUTICAL FORM AND CONTENTS**

60 film-coated tablets

5. METHOD AND ROUTE(S) OF ADMINISTRATION

Read the package leaflet before use.
Oral use

6. SPECIAL WARNING THAT THE MEDICINAL PRODUCT MUST BE STORED OUT OF THE SIGHT AND REACH OF CHILDREN

Keep out of the sight and reach of children.

7. OTHER SPECIAL WARNING(S), IF NECESSARY**8. EXPIRY DATE**

EXP

9. SPECIAL STORAGE CONDITIONS

Store below 25°C.

10. SPECIAL PRECAUTIONS FOR DISPOSAL OF UNUSED MEDICINAL PRODUCTS OR WASTE MATERIALS DERIVED FROM SUCH MEDICINAL PRODUCTS, IF APPROPRIATE

11. NAME AND ADDRESS OF THE MARKETING AUTHORISATION HOLDER

AbbVie Deutschland GmbH & Co. KG
Knollstrasse
67061 Ludwigshafen
Germany

12. MARKETING AUTHORISATION NUMBER(S)

EU/1/01/172/006

13. BATCH NUMBER

Lot

14. GENERAL CLASSIFICATION FOR SUPPLY**15. INSTRUCTIONS ON USE****16. INFORMATION IN BRAILLE**

Kaletra 100 mg/25 mg tablets

17. UNIQUE IDENTIFIER – 2D BARCODE

2D barcode carrying the unique identifier included.

18. UNIQUE IDENTIFIER – HUMAN READABLE DATA

PC
SN
NN

PARTICULARS TO APPEAR ON THE ON THE IMMEDIATE PACKAGING**100 mg/25 mg tablets - bottle label****1. NAME OF THE MEDICINAL PRODUCT**

Kaletra 100 mg/25 mg film-coated tablets
lopinavir/ritonavir

2. STATEMENT OF ACTIVE SUBSTANCE(S)

Each film-coated tablet contains 100 mg of lopinavir co-formulated with 25 mg of ritonavir as a pharmacokinetic enhancer.

3. LIST OF EXCIPIENTS**4. PHARMACEUTICAL FORM AND CONTENTS**

60 film-coated tablets

5. METHOD AND ROUTE(S) OF ADMINISTRATION

Read the package leaflet before use.
Oral use

6. SPECIAL WARNING THAT THE MEDICINAL PRODUCT MUST BE STORED OUT OF THE SIGHT AND REACH OF CHILDREN

Keep out of the sight and reach of children.

7. OTHER SPECIAL WARNING(S), IF NECESSARY**8. EXPIRY DATE**

EXP

9. SPECIAL STORAGE CONDITIONS

Store below 25°C.

10. SPECIAL PRECAUTIONS FOR DISPOSAL OF UNUSED MEDICINAL PRODUCTS OR WASTE MATERIALS DERIVED FROM SUCH MEDICINAL PRODUCTS, IF APPROPRIATE

11. NAME AND ADDRESS OF THE MARKETING AUTHORISATION HOLDER

AbbVie Deutschland GmbH & Co. KG
Knollstrasse
67061 Ludwigshafen
Germany

12. MARKETING AUTHORISATION NUMBER(S)

EU/1/01/172/006

13. BATCH NUMBER

Lot

14. GENERAL CLASSIFICATION FOR SUPPLY

15. INSTRUCTIONS ON USE

16. INFORMATION IN BRAILLE

17. UNIQUE IDENTIFIER – 2D BARCODE

Not applicable

18. UNIQUE IDENTIFIER - HUMAN READABLE DATA

Not applicable

B. PACKAGE LEAFLET

Package leaflet: Information for the user

Kaletra (80 mg + 20 mg) / ml oral solution (lopinavir + ritonavir)

Read all of this leaflet carefully before you start taking this medicine because it contains important information for you or your child.

- Keep this leaflet. You may need to read it again.
- If you have any further questions, ask your doctor or pharmacist.
- This medicine has been prescribed for you or your child only. Do not pass it on to others. It may harm them, even if their signs of illness are the same as yours.
- If you get any side effects, talk to your doctor or pharmacist. This includes any possible side effects not listed in this leaflet. See section 4.

What is in this leaflet:

1. What Kaletra is and what it is used for
2. What you need to know before you or your child takes Kaletra
3. How to take Kaletra
4. Possible side effects
5. How to store Kaletra
6. Contents of the pack and other information

1. What Kaletra is and what it is used for

- Your doctor has prescribed Kaletra to help to control your Human Immunodeficiency Virus (HIV) infection. Kaletra does this by slowing down the spread of the infection in your body.
- Kaletra is not a cure for HIV infection or AIDS.
- Kaletra is used by children 14 days of age and older, adolescents and adults who are infected with HIV, the virus which causes AIDS.
- Kaletra contains the active substances lopinavir and ritonavir. Kaletra is an antiretroviral medicine. It belongs to a group of medicines called protease inhibitors.
- Kaletra is prescribed for use in combination with other antiviral medicines. Your doctor will discuss with you and determine which medicines are best for you.

2. What you need to know before you or your child takes Kaletra

Do not take Kaletra

- if you are allergic to lopinavir, ritonavir or any of the other ingredients of Kaletra (see section 6);
- if you have severe liver problems.

Do not take Kaletra with any of the following medicines:

- astemizole or terfenadine (commonly used to treat allergy symptoms – these medicines may be available without prescription);
- midazolam taken orally (taken by mouth), triazolam (used to relieve anxiety and/or trouble sleeping);
- pimozide (used to treat schizophrenia);
- quetiapine (used to treat schizophrenia, bipolar disorder and major depressive disorder);
- lurasidone (used to treat depression);
- ranolazine (used to treat chronic chest pain [angina]);
- cisapride (used to relieve certain stomach problems);
- ergotamine, dihydroergotamine, ergonovine, methylergonovine (used to treat headaches);
- amiodarone, dronedarone (used to treat abnormal heart beat);

- lovastatin, simvastatin (used to lower blood cholesterol);
- lomitapide (used to lower blood cholesterol);
- alfuzosin (used in men to treat symptoms of an enlarged prostate (benign prostatic hyperplasia (BPH)));
- fusidic acid (used to treat skin infections caused by *Staphylococcus* bacteria such as impetigo and infected dermatitis). Fusidic acid used to treat long-term infections of the bones and joints may be taken under doctor's supervision (see **Other medicines and Kaletra** section);
- colchicine (used to treat gout) if you have kidney and/or liver problems (see the section on **Other medicines and Kaletra**);
- elbasvir/grazoprevir (used to treat chronic hepatitis C virus [HCV]);
- ombitasvir/paritaprevir/ritonavir with or without dasabuvir (used to treat chronic hepatitis C virus [HCV]);
- neratinib (used to treat breast cancer);
- avanafil or vardenafil (used to treat erectile dysfunction);
- sildenafil used to treat pulmonary arterial hypertension (high blood pressure in the pulmonary artery). Sildenafil used to treat erectile dysfunction may be taken under doctor's supervision (see **Other medicines and Kaletra** section);
- products that contain St John's wort (*Hypericum perforatum*).

Read the list of medicines below under 'Other medicines and Kaletra' for information on certain other medicines which require special care.

If you are currently taking any of these medicines, ask your doctor about making necessary changes either in the treatment for your other condition(s) or in your antiretroviral treatment.

Warnings and precautions

Talk to your doctor or pharmacist before taking Kaletra.

Important information

- People taking Kaletra may still develop infections or other illnesses associated with HIV disease and AIDS. It is therefore important that you remain under the supervision of your doctor while taking Kaletra.

Tell your doctor if you or your child have/had

- **Haemophilia** type A and B as Kaletra might increase the risk of bleeding.
- **Diabetes** as increased blood sugars has been reported in patients receiving Kaletra.
- A history of **liver problems** as patients with a history of liver disease, including chronic hepatitis B or C are at increased risk of severe and potentially fatal liver side effects.

Tell your doctor if you or your child experience

- Nausea, vomiting, abdominal pain, difficulty breathing and severe weakness of the muscles in the legs and arms as these symptoms may indicate raised lactic acid levels.
- Thirst, frequent urination, blurred vision or weight loss as this may indicate raised sugar levels in the blood.
- Nausea, vomiting, abdominal pain as large increases in the amount of triglycerides (fats in the blood) have been considered a risk factor for pancreatitis (inflammation of the pancreas) and these symptoms may suggest this condition.
- In some patients with advanced HIV infection and a history of opportunistic infection, signs and symptoms of inflammation from previous infections may occur soon after anti-HIV treatment is started. It is believed that these symptoms are due to an improvement in the body's immune response, enabling the body to fight infections that may have been present with no obvious symptoms.

- In addition to the opportunistic infections, autoimmune disorders (a condition that occurs when the immune system attacks healthy body tissue) may also occur after you start taking medicines for the treatment of your HIV infection. Autoimmune disorders may occur many months after the start of treatment. If you notice any symptoms of infection or other symptoms such as muscle weakness, weakness beginning in the hands and feet and moving up towards the trunk of the body, palpitations, tremor or hyperactivity, please inform your doctor immediately to seek necessary treatment.
- **Joint stiffness, aches and pains** (especially of the hip, knee and shoulder) and difficulty in movement as some patients taking these medicines may develop a bone disease called osteonecrosis (death of bone tissue caused by loss of blood supply to the bone). The length of combination antiretroviral therapy, corticosteroid use, alcohol consumption, severe immunosuppression (reduction in the activity of the immune system), higher body mass index, among others, may be some of the many risk factors for developing this disease.
- **Muscle pain**, tenderness or weakness, particularly in combination with these medicines. On rare occasions these muscle disorders have been serious.
- Symptoms of dizziness, lightheadedness, fainting or sensation of abnormal heartbeats. Kaletra may cause changes in your heart rhythm and the electrical activity of your heart. These changes may be seen on an ECG (electrocardiogram).

Other medicines and Kaletra

Tell your doctor or pharmacist if you or your child are taking, have recently taken or might take any other medicines.

- antibiotics (e.g. rifabutin, rifampicin, clarithromycin);
- anticancer medicines (e.g. abemaciclib, afatinib, apalutamide, ceritinib, encorafenib, ibrutinib, venetoclax, most tyrosine kinases inhibitors such as dasatinib and nilotinib, also vincristine and vinblastine);
- anticoagulants (e.g. dabigatran etexilate, edoxaban, rivaroxaban, vorapaxar and warfarin);
- antidepressants (e.g. trazodone, bupropion);
- anti-epilepsy medicines (e.g. carbamazepine, phenytoin, phenobarbital, lamotrigine and valproate);
- antifungals (e.g. ketoconazole, itraconazole, voriconazole);
- anti-gout medicines (e.g. colchicine). You must not take Kaletra with colchicine if you have kidney and/or liver problems (see also '**Do not take Kaletra**' above);
- anti-tuberculosis medicine (bedaquiline, delamanid);
- antiviral medicine used to treat chronic hepatitis C virus (HCV) infection in adults (e.g. glecaprevir/pibrentasvir, simeprevir and sofosbuvir/velpatasvir/voxilaprevir);
- erectile dysfunction medicines (e.g. sildenafil and tadalafil);
- fusidic acid used to treat long-term infections of the bones and joints (e.g. osteomyelitis);
- heart medicines including:
 - digoxin;
 - calcium channel antagonists (e.g. felodipine, nifedipine, nicardipine);
 - medicines used to correct heart rhythm (e.g. bepridil, systemic lidocaine, quinidine);
- HIV CCR5-antagonist (e.g. maraviroc);
- HIV-1 integrase inhibitor (e.g. raltegravir);
- medicines used to treat low blood platelet count (e.g. fostamatinib);
- levothyroxine (used to treat thyroid problems);
- medicines used to lower blood cholesterol (e.g. atorvastatin, lovastatin, rosuvastatin or simvastatin);
- medicines used to treat asthma and other lung-related problems such as chronic obstructive pulmonary disease (COPD) (e.g. salmeterol);
- medicines used to treat pulmonary arterial hypertension (high blood pressure in the pulmonary artery) (e.g. bosentan, riociguat, sildenafil, tadalafil);
- medicines affecting the immune system (e.g. cyclosporin, sirolimus (rapamycin), tacrolimus);
- medicines used for smoking cessation (e.g. bupropion);

- pain-relieving medicines (e.g. fentanyl);
- morphine-like medicines (e.g. methadone);
- oral contraceptive or using a patch contraceptive to prevent pregnancy (see section below titled **Contraceptives**);
- protease inhibitors (e.g. fosamprenavir, indinavir, ritonavir, saquinavir, tipranavir);
- sedatives (e.g. midazolam administered by injection);
- steroids (e.g. budesonide, dexamethasone, fluticasone propionate, ethinyl oestradiol, triamcinolone);
- medicines that cause a reaction with alcohol (e.g. disulfiram).

Read the list of medicines above ‘Do not take Kaletra with any of the following medicines’ for information on medicines that you must not take with Kaletra.

Please tell your doctor or pharmacist if you or your child are taking, have recently taken or might take any other medicines, including medicines obtained without prescription.

Erectile dysfunction medicines (avanafil, vardenafil, sildenafil, tadalafil)

- **Do not take Kaletra** if you are currently taking avanafil or vardenafil.
- You must not take Kaletra with sildenafil used to treat pulmonary arterial hypertension (high blood pressure in the pulmonary artery) (see also **Do not take Kaletra** section above).
- If you take sildenafil or tadalafil and Kaletra together, you may be at risk of side effects such as low blood pressure, passing out, visual changes and penile erection lasting more than 4 hours. If an erection lasts longer than 4 hours, you should get medical help **immediately** to avoid permanent damage to your penis. Your doctor can explain these symptoms to you.

Contraceptives

- If you are currently using an oral contraceptive or using a patch contraceptive to prevent pregnancy, you should use an additional or different type of contraception (e.g. condom) as Kaletra may reduce the effectiveness of oral and patch contraceptives.

Pregnancy and breast-feeding

- Tell your doctor **immediately** if you are planning to have a baby, you are pregnant or think you may be pregnant.
- If you are breast-feeding, or thinking about breast-feeding, you should discuss it with your doctor as soon as possible.
- If you are pregnant or breastfeeding, talk to your doctor or pharmacist before taking this medicine because it contains propylene glycol and alcohol.
- It is recommended that women living with HIV do not breast-feed their infants because there is a possibility that the baby can be infected with HIV through your breast milk.

Driving or using machines

Kaletra has not specifically been tested for its possible effects on the ability to drive a car or operate machines. Do not drive a car or operate machinery if you experience any side effects (e.g. nausea) that impact your ability to do so safely. Instead, contact your doctor.

Kaletra contains 42% v/v alcohol. The amount of alcohol in this medicine may affect your ability to drive or use machines and may affect your judgement and reaction times.

Important information about some of the ingredients of Kaletra

Kaletra contains 42% v/v alcohol and 15% propylene glycol w/v. Each 1 ml of Kaletra oral solution contains 356.3 mg of alcohol and 152.7 mg of propylene glycol. Alcohol and propylene glycol are

potentially harmful for those suffering from liver disease, kidney disease, alcoholism, epilepsy, brain injury or disease, as well as for pregnant women and children. They may modify or increase the effect of other medicines.

At the recommended adult dose(s) of this medicine, the estimated blood alcohol concentration in your body is about 0.002 - 0.01 g/dL. This is similar to an adult drinking 4-22 ml of beer or 1-4 ml of wine.

Other medicines may also contain alcohol and alcohol may be consumed in food and drinks. The combined effects may lead to increased blood alcohol levels and increase the side effects of alcohol.

This medicinal product contains up to 0.8 g of fructose per dose when taken according to the dosage recommendations. Unsuitable in hereditary fructose intolerance. Due to the possibility of undetected fructose intolerance, this medicinal product should only be given to babies and infants after consultation with a doctor.

Kaletra contains glycerol which is harmful in high doses. Can cause headache and stomach upset and diarrhoea.

Kaletra contains polyoxyl 40 hydrogenated castor oil. This may cause nausea, vomiting, colic, severe purgation at high doses. It should not be given when intestinal obstruction is present.

Kaletra contains potassium as acesulfame potassium, which may be harmful to people on a low potassium diet. High potassium in the blood can cause stomach upset and diarrhoea.

Kaletra contains sodium as saccharin sodium, sodium chloride and sodium citrate, which may be harmful to people on a low sodium diet.

Kaletra contains sodium

This medicine contains less than 1 mmol sodium (23 mg) per 1 ml, that is to say essentially 'sodium-free'.

3. How to take Kaletra

Kaletra is recommended for use in adults and children 14 days of age and older who are infected with HIV.

Take care when dosing children. Dosing should be less than 5 ml twice daily for children weighing less than 40 kg.

If you or your child is able to swallow tablets, Kaletra is also supplied as film-coated tablets containing 200 mg of lopinavir and 50 mg of ritonavir and film-coated tablets containing 100 mg of lopinavir and 25 mg of ritonavir.

Always take this medicine exactly as your doctor has told you. Check with your doctor or pharmacist if you are not sure how you should take your medicine.

How much Kaletra should be taken and when?

For children 14 days and older and weighing up to 15 kg

- Your doctor will decide the right dose based on the child's height and weight.
- It is important that all doses of Kaletra oral solution are taken with food.
- Use the **2 ml** oral syringe provided to measure the dose.

For children weighing more than 15 kg

- Your doctor will decide the right dose based on the child's height and weight.

- It is important that all doses of Kaletra oral solution are taken with food.
- Use the **5 ml** oral syringe provided to measure the dose.

Use in adults

- The usual adult dose is 5 ml of the oral solution twice a day i.e. every 12 hours, in combination with other anti-HIV medicines. Your doctor will advise on the amount of Kaletra to be taken.
- It is important that all doses of Kaletra oral solution are taken with food.
- Use the **5 ml** oral syringe provided to measure the dose.

How do I measure the correct dose?

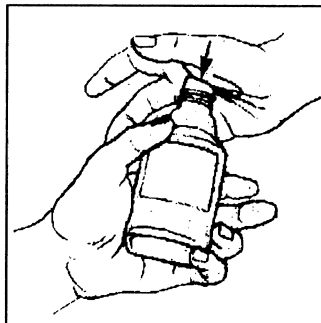
- If the dose is up to 2 ml - use the **2 ml** oral dosing syringe to prepare a dose.
- If the dose is between 2 ml and 5 ml - use the **5 ml** oral dosing syringe to prepare a dose.

Check with your pharmacist that you have the correct size of syringe. If you are not sure how to use the oral dosing syringe ask your doctor, pharmacist or nurse. They will tell you how to use the syringe correctly.

Before the first time you use the dosing syringe, wash the plunger and syringe in warm water and washing-up liquid. Rinse with clean water and allow to air dry.

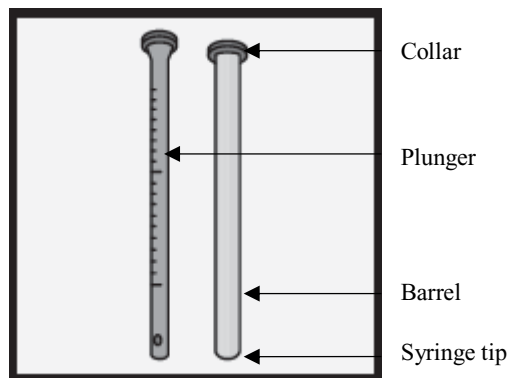
Do not shake the bottle – this is because air bubbles can form which will affect how well you can measure the dose.

Open the child-proof cap by pushing down on it with your palm and twisting it counter clockwise, or in the direction of the arrow on the top of the cap. Talk to your pharmacist if you have difficulty opening the bottle.

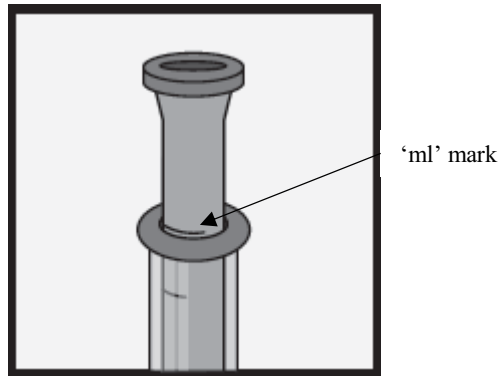


Using the 2 ml oral dosing syringe for doses up to 2 ml

The syringe has two main parts, a 'plunger' and a 'barrel'. In this picture we have pulled out the plunger so that you can see each part clearly.



1. Push the plunger all of the way into the barrel.
2. Place the tip of the syringe into the liquid.
3. Pull up the plunger until the correct dose amount is shown on the plunger. You should see the 'ml' marking aligned to the top of the collar of the barrel.

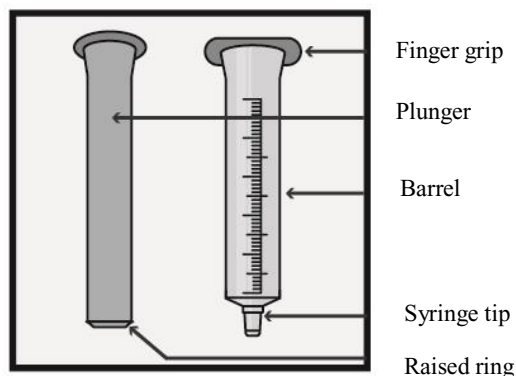


4. Turn the syringe so that the tip is pointing up, gently tap it and push plunger to remove any air bubbles.
5. After removing the air bubbles, look at the dose mark.
 - If the 'ml' mark on the collar is more than the prescribed dose, push the plunger to the prescribed dose.
 - If the 'ml' mark on the collar is less than the prescribed dose, draw up more solution to the prescribed dose.
6. Place the dosing syringe in your child's mouth towards the cheek and gently push the plunger down to release the medicine.

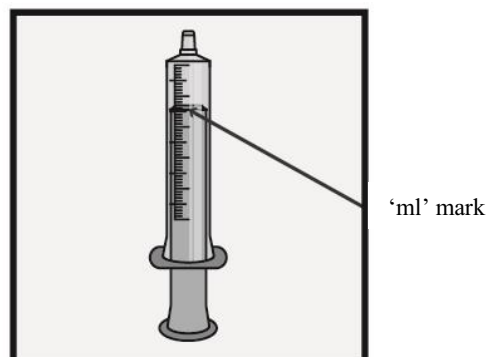
Replace the bottle cap after each dose.

Using the 5 ml oral dosing syringe for doses more than 2 ml

The syringe has two main parts, a 'plunger' and a 'barrel'. In this picture we have pulled out the plunger so that you can see each part clearly.



1. Push the plunger all of the way into the barrel.
2. Place the tip of the syringe into the liquid.
3. Pull up the plunger until the raised ring is on the correct dose 'ml' mark on the barrel.
4. Turn the syringe so that the tip is pointing up, gently tap it and push plunger to remove any air bubbles.
5. After removing the air bubbles, look at the dose mark.



- If the 'ml' mark on the raised ring is more than the prescribed dose, push the plunger to the prescribed dose.
- If the 'ml' mark on the raised ring is less than the prescribed dose, draw up more solution to the prescribed dose.

6. Place the dosing syringe in your child's mouth towards the cheek and gently push the plunger down to release the medicine.

Replace the bottle cap after each dose.

After each dose of Kaletra separate the plunger and the syringe. Wash the plunger and the syringe with washing up liquid and warm water as soon as you can; you may soak both in soapy water for up to 15 minutes. Rinse the syringe and plunger with clean water. Put the syringe back together and draw up and expel tap water a few times to rinse. Let the syringe dry completely before you use that syringe for dosing.

Do not use the dosing syringes supplied with Kaletra oral solution to administer any other medicines you or your child may be taking.

If you or your child take more Kaletra than you should

- If you realise you have taken more Kaletra than you were supposed to, contact your doctor right away.
- If you cannot contact your doctor, go to the hospital.

If you or your child forget to take Kaletra

- If you notice you miss a dose within 6 hours of your normal dosing time, take your missed dose as soon as possible, and then continue with your normal dose at the regular time as prescribed by your doctor.
- If you notice you miss a dose by more than 6 hours after your normal dosing time, do not take the missed dose. Take the next dose as usual. Do not take a double dose to make up for a forgotten dose.

If you or your child stop taking Kaletra

- Do not stop or change the daily dose of Kaletra without first consulting with your doctor.
- Kaletra should always be taken twice every day to help control your HIV infection, no matter how much better you feel.
- Taking Kaletra as recommended should give you the best chance of delaying the development of resistance to the product.
- If a side effect is preventing you from taking Kaletra as directed tell your doctor right away.
- Always keep enough Kaletra on hand so you don't run out. When you travel or need to stay in the hospital make sure you will have enough Kaletra to last until you can get a new supply.
- Continue to take this medicine until your doctor tells you otherwise.

4. Possible side effects

Like all medicines, Kaletra can cause side effects, although not everybody gets them. It may be difficult to tell which side effects have been caused by Kaletra and which may occur due to other medicines you take at the same time or by the complications of the HIV infection.

During HIV therapy there may be an increase in weight and in levels of blood lipids and glucose. This is partly linked to restored health and life style, and in the case of blood lipids sometimes to the HIV medicines themselves. Your doctor will test for these changes.

The following side effects have been reported by patients who took this medicine. You should tell your doctor promptly about these or any other symptoms. If the condition persists or worsens, seek medical attention.

Very common: may affect more than 1 in 10 people

- diarrhoea;
- nausea;
- upper respiratory tract infection.

Common: may affect up to 1 in 10 people

- inflammation of the pancreas;
- vomiting, enlarged abdomen, pain in the lower and upper stomach area, passing wind, indigestion, decreased appetite, reflux from your stomach to your oesophagus which may cause pain;
 - **Tell your doctor** if you experience nausea, vomiting or abdominal pain as these may be suggestive of pancreatitis (inflammation of the pancreas).
- swelling or inflammation of the stomach, intestines and colon;
- increased cholesterol levels in your blood, increased triglycerides (a form of fat) levels in your blood, high blood pressure;
- decreased ability of the body to handle sugar including diabetes mellitus, weight loss;
- low number of red blood cells, low number of white blood cells which are usually used to fight infection;
- rash, eczema, accumulation of scales of greasy skin;
- dizziness, anxiety, difficulty in sleeping;
- feeling tired, lack of strength and energy, headache including migraine;
- haemorrhoids;
- inflammation of the liver including increased liver enzymes;
- allergic reactions including hives and inflammation in the mouth;
- lower respiratory tract infection;
- enlargement of the lymph nodes;
- impotence, abnormally heavy or extended menstrual flow or a lack of menstruation;
- muscle disorders such as weakness and spasms, pain in the joints, muscles and back;
- damage to nerves of the peripheral nervous system;
- night sweats, itching, rash including raised bumps on the skin, infection of the skin, inflammation of skin or hair pores, accumulation of fluid in the cells or tissues.

Uncommon: may affect up to 1 in 100 people

- abnormal dreams;
- loss or changed sense of taste;
- hair loss;
- an abnormality in your electrocardiogram (ECG) called atrioventricular block;
- plaque building up inside your arteries which could lead to heart attack and stroke;
- inflammation of blood vessels and capillaries;
- inflammation of the bile duct;
- uncontrolled shaking of the body;
- constipation;
- deep vein inflammation related to a blood clot;
- dry mouth;
- inability to control your bowels;
- inflammation of the first section of the small intestine just after the stomach, wound or ulcer in the digestive tract, bleeding from the intestinal tract or rectum;
- red blood cells in the urine;
- yellowing of the skin or whites of eyes (jaundice);
- fatty deposits in the liver, enlarged liver;
- lack of functioning of the testes;
- a flare-up of symptoms related to an inactive infection in your body (immune reconstitution);
- increased appetite;

- abnormally high level of bilirubin (a pigment produced from the breakdown of red blood cells) in the blood
- decreased sexual desire;
- inflammation of the kidney;
- bone death caused by poor blood supply to the area;
- mouth sores or ulcerations, inflammation of the stomach and intestine;
- kidney failure;
- breakdown of muscle fibres resulting in the release of muscle fibre contents (myoglobin) into the bloodstream;
- a sound in one ear or both ears, such as buzzing, ringing or whistling;
- tremor;
- abnormal closure of one of the valves (tricuspid valve in your heart);
- vertigo (spinning feeling);
- eye disorder, abnormal vision;
- weight gain.

Rare: may affect up to 1 in 1,000 people

- severe or life-threatening skin rashes and blisters (Stevens-Johnson syndrome and erythema multiforme).

Not known: frequency cannot be estimated from the available data

- kidney stones.

If any of the side effects gets serious, or if you notice any side effects not listed in this leaflet, please inform your doctor or pharmacist.

Reporting of side effects

If you get any side effects, talk to your doctor or pharmacist. This includes any possible side effects not listed in this leaflet. You can also report side effects directly via [the national reporting system listed in Appendix V](#). By reporting side effects you can help provide more information on the safety of this medicine.

5. How to store Kaletra

- Keep this medicine out of the sight and reach of children.
- Do not use Kaletra after the expiry date which is stated on the bottle.
- Do not use this medicine if you notice the solution is discoloured or contains particles.

How should I store Kaletra and for how long?

- Store in a refrigerator (2°C - 8°C).
- In use storage: If kept outside of the refrigerator, do not store above 25°C and discard any unused contents after 42 days (6 weeks). It is advised to write the date of removal from the refrigerator on the package.
- It is important to keep Kaletra in the bottle it came in and replace the bottle cap after each dose. Do not transfer it to any other container.

How should I dispose of any unused Kaletra?

Do not throw away any medicines via wastewater. Ask your pharmacist how to throw away medicines you no longer use. These measures will help protect the environment.

6. Contents of the pack and other information

What Kaletra contains

The active substances are lopinavir and ritonavir.

Each ml of Kaletra oral solution contains 80 mg of lopinavir and 20 mg of ritonavir.

The other ingredients are:

Alcohol, high fructose corn syrup, propylene glycol, purified water, glycerol, povidone, magnasweet-110 flavour (mixture of monoammonium glycyrrhizinate and glycerol), vanilla flavour (containing p-hydroxybenzoic acid, p-hydroxybenzaldehyde, vanillic acid, vanillin, heliotropin, ethyl vanillin), polyoxyl 40 hydrogenated castor oil, cotton candy flavour (containing ethyl maltol, ethyl vanillin, acetoin, dihydrocoumarin, propylene glycol), acesulfame potassium, saccharin sodium, sodium chloride, peppermint oil, sodium citrate, citric acid, levomenthol.

What Kaletra looks like and contents of the pack

Kaletra oral solution comes in a multiple-dose 60 ml amber bottle. Each ml of Kaletra contains 80 mg of lopinavir and 20 mg of ritonavir.

Two pack sizes are available:

- 120 ml (2 bottles x 60 ml). The 2 bottle pack also contains two 2 ml syringes with 0.1 ml graduations.
For volumes up to 2 ml. For larger volumes an alternative pack is available.
- 300 ml (5 bottles x 60 ml). The 5 bottle pack also contains five 5 ml syringes with 0.1 ml graduations.
For volumes greater than 2 ml. For smaller volumes an alternative pack is available.

Marketing Authorisation Holder:

AbbVie Deutschland GmbH & Co. KG, Knollstrasse, 67061 Ludwigshafen, Germany

Manufacturer:

AbbVie Deutschland GmbH & Co. KG, Knollstrasse, 67061 Ludwigshafen, Germany

AbbVie Logistics B.V., Zuiderzeelaan 53, 8017 JV Zwolle, The Netherlands

For any information about this medicine, please contact the local representative of the Marketing Authorisation Holder:

België/Belgique/Belgien

AbbVie SA

Tél/Tel: +32 10 477811

Lietuva

AbbVie UAB

Tel: +370 5 205 3023

България

АБВи ЕООД

Тел.: +359 2 90 30 430

Luxembourg/Luxemburg

AbbVie SA

Belgique/Belgien

Tél/Tel: +32 10 477811

Česká republika

AbbVie s.r.o.

Tel: +420 233 098 111

Magyarország

AbbVie Kft.

Tel.: +36 1 455 8600

Danmark

AbbVie A/S

Tlf: +45 72 30-20-28

Malta

V.J.Salomone Pharma Limited

Tel: +356 21220174

Deutschland

AbbVie Deutschland GmbH & Co. KG
Tel: 00800 222843 33 (gebührenfrei)
Tel: +49 (0) 611 / 1720-0

Eesti

AbbVie OÜ
Tel: +372 623 1011

Ελλάδα

AbbVie ΦΑΡΜΑΚΕΥΤΙΚΗ Α.Ε.
Τηλ: +30 214 4165 555

España

AbbVie Spain, S.L.U.
Tel: +34 9 1 384 0910

France

AbbVie
Tél: +33 (0)1 45 60 13 00

Hrvatska

AbbVie d.o.o.
Tel: +385 (0)1 5625 501

Ireland

AbbVie Limited
Tel: +353 (0)1 4287900

Ísland

Vistor
Tel: +354 535 7000

Italia

AbbVie S.r.l.
Tel: +39 06 928921

Κύπρος

Lifepharm (Z.A.M.) Ltd
Τηλ: +357 22 34 74 40

Latvija

AbbVie SIA
Tel: +371 67605000

Nederland

AbbVie B.V.
Tel: +31 (0)88 322 2843

Norge

AbbVie AS
Tlf: +47 67 81 80 00

Österreich

AbbVie GmbH
Tel: +43 1 20589-0

Polska

AbbVie Sp. z o.o.
Tel.: +48 22 372 78 00

Portugal

AbbVie, Lda.
Tel: +351 (0)21 1908400

România

AbbVie S.R.L.
Tel: +40 21 529 30 35

Slovenija

AbbVie Biofarmacevtska družba d.o.o.
Tel: +386 (1)32 08 060

Slovenská republika

AbbVie s.r.o.
Tel: +421 2 5050 0777

Suomi/Finland

AbbVie Oy
Puh/Tel: +358 (0) 10 2411 200

Sverige

AbbVie AB
Tel: +46 (0)8 684 44 600

This leaflet was last revised in: {MM/YYYY}

Detailed information on this medicine is available on the European Medicines Agency web site:
<https://www.ema.europa.eu>.

Package leaflet: Information for the user

Kaletra 200 mg/50 mg film-coated tablets lopinavir/ritonavir

Read all of this leaflet carefully before you start taking this medicine because it contains important information for you or your child.

- Keep this leaflet. You may need to read it again.
- If you have any further questions, ask your doctor or pharmacist.
- This medicine has been prescribed for you or your child only. Do not pass it on to others. It may harm them, even if their signs of illness are the same as yours.
- If you get any side effects, talk to your doctor or pharmacist. This includes any possible side effects not listed in this leaflet. See section 4.

What is in this leaflet:

1. What Kaletra is and what it is used for
2. What you need to know before you or your child takes Kaletra
3. How to take Kaletra
4. Possible side effects
5. How to store Kaletra
6. Contents of the pack and other information

1. What Kaletra is and what it is used for

- Your doctor has prescribed Kaletra to help to control your Human Immunodeficiency Virus (HIV) infection. Kaletra does this by slowing down the spread of the infection in your body.
- Kaletra is not a cure for HIV infection or AIDS.
- Kaletra is used by children 2 years of age or older, adolescents and adults who are infected with HIV, the virus which causes AIDS.
- Kaletra contains the active substances lopinavir and ritonavir. Kaletra is an antiretroviral medicine. It belongs to a group of medicines called protease inhibitors.
- Kaletra is prescribed for use in combination with other antiviral medicines. Your doctor will discuss with you and determine which medicines are best for you.

2. What you need to know before you or your child takes Kaletra

Do not take Kaletra

- if you are allergic to lopinavir, ritonavir or any of the other ingredients of Kaletra (see section 6);
- if you have severe liver problems.

Do not take Kaletra with any of the following medicines:

- astemizole or terfenadine (commonly used to treat allergy symptoms – these medicines may be available without prescription);
- midazolam taken orally (taken by mouth), triazolam (used to relieve anxiety and/or trouble sleeping);
- pimozide (used to treat schizophrenia);
- quetiapine (used to treat schizophrenia, bipolar disorder and major depressive disorder);
- lurasidone (used to treat depression);
- ranolazine (used to treat chronic chest pain [angina]);
- cisapride (used to relieve certain stomach problems);
- ergotamine, dihydroergotamine, ergonovine, methylergonovine (used to treat headaches);
- amiodarone, dronedarone (used to treat abnormal heart beat);
- lovastatin, simvastatin (used to lower blood cholesterol);

- lomitapide (used to lower blood cholesterol);
- alfuzosin (used in men to treat symptoms of an enlarged prostate (benign prostatic hyperplasia (BPH)));
- fusidic acid (used to treat skin infections caused by *Staphylococcus* bacteria such as impetigo and infected dermatitis). Fusidic acid used to treat long-term infections of the bones and joints may be taken under doctor's supervision (see **Other medicines and Kaletra** section);
- colchicine (used to treat gout) if you have kidney and/or liver problems (see the section on **Other medicines and Kaletra**);
- elbasvir/grazoprevir (used to treat chronic hepatitis C virus [HCV]);
- ombitasvir/paritaprevir/ritonavir with or without dasabuvir (used to treat chronic hepatitis C virus [HCV]);
- neratinib (used to treat breast cancer);
- avanafil or vardenafil (used to treat erectile dysfunction);
- sildenafil used to treat pulmonary arterial hypertension (high blood pressure in the pulmonary artery). Sildenafil used to treat erectile dysfunction may be taken under doctor's supervision (see **Other medicines and Kaletra** section);
- products that contain St John's wort (*Hypericum perforatum*).

Read the list of medicines below under 'Other medicines and Kaletra' for information on certain other medicines which require special care.

If you are currently taking any of these medicines, ask your doctor about making necessary changes either in the treatment for your other condition(s) or in your antiretroviral treatment.

Warnings and precautions

Talk to your doctor or pharmacist before taking Kaletra.

Important information

- People taking Kaletra may still develop infections or other illnesses associated with HIV disease and AIDS. It is therefore important that you remain under the supervision of your doctor while taking Kaletra.

Tell your doctor if you or your child have/had

- **Haemophilia** type A and B as Kaletra might increase the risk of bleeding.
- **Diabetes** as increased blood sugars has been reported in patients receiving Kaletra.
- A history of **liver problems** as patients with a history of liver disease, including chronic hepatitis B or C are at increased risk of severe and potentially fatal liver side effects.

Tell your doctor if you or your child experience

- Nausea, vomiting, abdominal pain, difficulty breathing and severe weakness of the muscles in the legs and arms as these symptoms may indicate raised lactic acid levels.
- Thirst, frequent urination, blurred vision or weight loss as this may indicate raised sugar levels in the blood.
- Nausea, vomiting, abdominal pain as large increases in the amount of triglycerides (fats in the blood) have been considered a risk factor for pancreatitis (inflammation of the pancreas) and these symptoms may suggest this condition.
- In some patients with advanced HIV infection and a history of opportunistic infection, signs and symptoms of inflammation from previous infections may occur soon after anti-HIV treatment is started. It is believed that these symptoms are due to an improvement in the body's immune response, enabling the body to fight infections that may have been present with no obvious symptoms.

- In addition to the opportunistic infections, autoimmune disorders (a condition that occurs when the immune system attacks healthy body tissue) may also occur after you start taking medicines for the treatment of your HIV infection. Autoimmune disorders may occur many months after the start of treatment. If you notice any symptoms of infection or other symptoms such as muscle weakness, weakness beginning in the hands and feet and moving up towards the trunk of the body, palpitations, tremor or hyperactivity, please inform your doctor immediately to seek necessary treatment.
- **Joint stiffness, aches and pains** (especially of the hip, knee and shoulder) and difficulty in movement as some patients taking these medicines may develop a bone disease called osteonecrosis (death of bone tissue caused by loss of blood supply to the bone). The length of combination antiretroviral therapy, corticosteroid use, alcohol consumption, severe immunosuppression (reduction in the activity of the immune system), higher body mass index, among others, may be some of the many risk factors for developing this disease.
- **Muscle pain**, tenderness or weakness, particularly in combination with these medicines. On rare occasions these muscle disorders have been serious.
- Symptoms of dizziness, lightheadedness, fainting or sensation of abnormal heartbeats. Kaletra may cause changes in your heart rhythm and the electrical activity of your heart. These changes may be seen on an ECG (electrocardiogram).

Other medicines and Kaletra

Tell your doctor or pharmacist if you or your child are taking, have recently taken or might take any other medicines.

- antibiotics (e.g. rifabutin, rifampicin, clarithromycin);
- anticancer medicines (e.g. abemaciclib, afatinib, apalutamide, ceritinib, encorafenib, ibrutinib, venetoclax, most tyrosine kinases inhibitors such as dasatinib and nilotinib, also vincristine and vinblastine);
- anticoagulants (e.g. dabigatran etexilate, edoxaban, rivaroxaban, vorapaxar and warfarin);
- antidepressants (e.g. trazodone, bupropion);
- anti-epilepsy medicines (e.g. carbamazepine, phenytoin, phenobarbital, lamotrigine and valproate);
- antifungals (e.g. ketoconazole, itraconazole, voriconazole);
- anti-gout medicines (e.g. colchicine). You must not take Kaletra with colchicine if you have kidney and/or liver problems (see also '**Do not take Kaletra**' above);
- anti-tuberculosis medicine (bedaquiline, delamanid);
- antiviral medicine used to treat chronic hepatitis C virus (HCV) infection in adults (e.g. glecaprevir/pibrentasvir, simeprevir and sofosbuvir/velpatasvir/voxilaprevir);
- erectile dysfunction medicines (e.g. sildenafil and tadalafil);
- fusidic acid used to treat long-term infections of the bones and joints (e.g. osteomyelitis);
- heart medicines including:
 - digoxin;
 - calcium channel antagonists (e.g. felodipine, nifedipine, nicardipine);
 - medicines used to correct heart rhythm (e.g. bepridil, systemic lidocaine, quinidine);
- HIV CCR5-antagonist (e.g. maraviroc);
- HIV-1 integrase inhibitor (e.g. raltegravir);
- medicines used to treat low blood platelet count (e.g. fostamatinib);
- levothyroxine (used to treat thyroid problems);
- medicines used to lower blood cholesterol (e.g. atorvastatin, lovastatin, rosuvastatin or simvastatin);
- medicines used to treat asthma and other lung-related problems such as chronic obstructive pulmonary disease (COPD) (e.g. salmeterol);
- medicines used to treat pulmonary arterial hypertension (high blood pressure in the pulmonary artery) (e.g. bosentan, riociguat, sildenafil, tadalafil);
- medicines affecting the immune system (e.g. cyclosporin, sirolimus (rapamycin), tacrolimus);
- medicines used for smoking cessation (e.g. bupropion);

- pain-relieving medicines (e.g. fentanyl);
- morphine-like medicines (e.g. methadone);
- non-nucleoside reverse transcriptase inhibitors (NNRTIs) (e.g. efavirenz, nevirapine);
- oral contraceptive or using a patch contraceptive to prevent pregnancy (see section below titled **Contraceptives**);
- protease inhibitors (e.g. fosamprenavir, indinavir, ritonavir, saquinavir, tipranavir);
- sedatives (e.g. midazolam administered by injection);
- steroids (e.g. budesonide, dexamethasone, fluticasone propionate, ethinyl oestradiol, triamcinolone).

Read the list of medicines above ‘Do not take Kaletra with any of the following medicines’ for information on medicines that you must not take with Kaletra.

Tell your doctor or pharmacist if you or your child are taking, have recently taken or might take any other medicines, including medicines obtained without prescription.

Erectile dysfunction medicines (avanafil, vardenafil, sildenafil, tadalafil)

- **Do not take Kaletra** if you are currently taking avanafil or vardenafil.
- You must not take Kaletra with sildenafil used to treat pulmonary arterial hypertension (high blood pressure in the pulmonary artery) (see also **Do not take Kaletra** section above).
- If you take sildenafil or tadalafil and Kaletra together, you may be at risk of side effects such as low blood pressure, passing out, visual changes and penile erection lasting more than 4 hours. If an erection lasts longer than 4 hours, you should get medical help **immediately** to avoid permanent damage to your penis. Your doctor can explain these symptoms to you.

Contraceptives

- If you are currently using an oral contraceptive or using a patch contraceptive to prevent pregnancy, you should use an additional or different type of contraception (e.g. condom) as Kaletra may reduce the effectiveness of oral and patch contraceptives.

Pregnancy and breast-feeding

- Tell your doctor **immediately** if you are planning to have a baby, you are pregnant or think you may be pregnant.
- If you are breast-feeding, or thinking about breast-feeding, you should discuss it with your doctor as soon as possible.
- It is recommended that women living with HIV do not breast-feed their infants because there is a possibility that the baby can be infected with HIV through your breast milk.

Driving or using machines

Kaletra has not specifically been tested for its possible effects on the ability to drive a car or operate machines. Do not drive a car or operate machinery if you experience any side effects (e.g. nausea) that impact your ability to do so safely. Instead, contact your doctor.

Kaletra contains sodium

This medicine contains less than 1 mmol sodium (23 mg) per tablet, that is to say essentially ‘sodium-free’.

3. How to take Kaletra

It is important that Kaletra tablets are swallowed whole and not chewed, broken or crushed.

Always take this medicine exactly as your doctor has told you. Check with your doctor or pharmacist if you are not sure how you should take your medicine.

How much Kaletra should be taken and when?

Use in adults

- The usual adult dose is 400 mg/100 mg twice a day i.e. every 12 hours, in combination with other anti-HIV medicines. Adult patients who have not previously taken other antiviral medicines can also take Kaletra tablets once daily as an 800 mg/200 mg dose. Your doctor will advise on the number of tablets to be taken. Adult patients who have previously taken other antiviral medicines can take Kaletra tablets once daily as an 800 mg/200 mg dose if their doctor decides it is appropriate.
- Kaletra must not be taken once daily with efavirenz, nevirapine, carbamazepine, phenobarbital and phenytoin.
- Kaletra tablets can be taken with or without food.

Use in children

- For children, your doctor will decide the right dose (number of tablets) based on the child's height and weight.
- Kaletra tablets can be taken with or without food.

Kaletra is also supplied as 100 mg/25 mg film-coated tablets. Kaletra oral solution is available for patients who cannot take tablets.

If you or your child take more Kaletra than you should

- If you realise you have taken more Kaletra than you were supposed to, contact your doctor right away.
- If you cannot contact your doctor, go to the hospital.

If you or your child forget to take Kaletra

If you are taking Kaletra twice a day

- If you notice you miss a dose within 6 hours of your normal dosing time, take your missed dose as soon as possible, and then continue with your normal dose at the regular time as prescribed by your doctor.
- If you notice you miss a dose by more than 6 hours after your normal dosing time, do not take the missed dose. Take the next dose as usual. Do not take a double dose to make up for a forgotten dose.

If you are taking Kaletra once a day

- If you notice you miss a dose within 12 hours of your normal dosing time, take your missed dose as soon as possible, and then continue with your normal dose at the regular time as prescribed by your doctor.
- If you notice you miss a dose by more than 12 hours after your normal dosing time, do not take the missed dose. Take the next dose as usual. Do not take a double dose to make up for a forgotten dose.

If you or your child stop taking Kaletra

- Do not stop or change the daily dose of Kaletra without first consulting with your doctor.
- Kaletra should always be taken every day to help control your HIV infection, no matter how much better you feel.
- Taking Kaletra as recommended should give you the best chance of delaying the development of resistance to the product.
- If a side effect is preventing you from taking Kaletra as directed tell your doctor right away.
- Always keep enough Kaletra on hand so you don't run out. When you travel or need to stay in the hospital make sure you will have enough Kaletra to last until you can get a new supply.
- Continue to take this medicine until your doctor tells you otherwise.

4. Possible side effects

Like all medicines, Kaletra can cause side effects, although not everybody gets them. It may be difficult to tell which side effects have been caused by Kaletra and which may occur due to other medicines you take at the same time or by the complications of the HIV infection.

During HIV therapy there may be an increase in weight and in levels of blood lipids and glucose. This is partly linked to restored health and life style, and in the case of blood lipids sometimes to the HIV medicines themselves. Your doctor will test for these changes.

The following side effects have been reported by patients who took this medicine. You should tell your doctor promptly about these or any other symptoms. If the condition persists or worsens, seek medical attention.

Very common: may affect more than 1 in 10 people

- diarrhoea;
- nausea;
- upper respiratory tract infection.

Common: may affect up to 1 in 10 people

- inflammation of the pancreas;
- vomiting, enlarged abdomen, pain in the lower and upper stomach area, passing wind, indigestion, decreased appetite, reflux from your stomach to your oesophagus which may cause pain;
 - **Tell your doctor** if you experience nausea, vomiting or abdominal pain as these may be suggestive of pancreatitis (inflammation of the pancreas).
- swelling or inflammation of the stomach, intestines and colon;
- increased cholesterol levels in your blood, increased triglycerides (a form of fat) levels in your blood, high blood pressure;
- decreased ability of the body to handle sugar including diabetes mellitus, weight loss;
- low number of red blood cells, low number of white blood cells which are usually used to fight infection;
- rash, eczema, accumulation of scales of greasy skin;
- dizziness, anxiety, difficulty in sleeping;
- feeling tired, lack of strength and energy, headache including migraine;
- haemorrhoids;
- inflammation of the liver including increased liver enzymes;
- allergic reactions including hives and inflammation in the mouth;
- lower respiratory tract infection;
- enlargement of the lymph nodes;
- impotence, abnormally heavy or extended menstrual flow or a lack of menstruation;
- muscle disorders such as weakness and spasms, pain in the joints, muscles and back;

- damage to nerves of the peripheral nervous system;
- night sweats, itching, rash including raised bumps on the skin, infection of the skin, inflammation of skin or hair pores, accumulation of fluid in the cells or tissues.

Uncommon: may affect up to 1 in 100 people

- abnormal dreams;
- loss or changed sense of taste;
- hair loss;
- an abnormality in your electrocardiogram (ECG) called atrioventricular block;
- plaque building up inside your arteries which could lead to heart attack and stroke;
- inflammation of blood vessels and capillaries;
- inflammation of the bile duct;
- uncontrolled shaking of the body;
- constipation;
- deep vein inflammation related to a blood clot;
- dry mouth;
- inability to control your bowels;
- inflammation of the first section of the small intestine just after the stomach, wound or ulcer in the digestive tract, bleeding from the intestinal tract or rectum;
- red blood cells in the urine;
- yellowing of the skin or whites of eyes (jaundice);
- fatty deposits in the liver, enlarged liver;
- lack of functioning of the testes;
- a flare-up of symptoms related to an inactive infection in your body (immune reconstitution);
- increased appetite;
- abnormally high level of bilirubin (a pigment produced from the breakdown of red blood cells) in the blood
- decreased sexual desire;
- inflammation of the kidney;
- bone death caused by poor blood supply to the area;
- mouth sores or ulcerations, inflammation of the stomach and intestine;
- kidney failure;
- breakdown of muscle fibres resulting in the release of muscle fibre contents (myoglobin) into the bloodstream;
- a sound in one ear or both ears, such as buzzing, ringing or whistling;
- tremor;
- abnormal closure of one of the valves (tricuspid valve in your heart);
- vertigo (spinning feeling);
- eye disorder, abnormal vision;
- weight gain.

Rare: may affect up to 1 in 1,000 people

- severe or lifethreatening skin rashes and blisters (Stevens-Johnson syndrome and erythema multiforme).

Not known: frequency cannot be estimated from the available data

- kidney stones.

If any of the side effects gets serious, or if you notice any side effects not listed in this leaflet, please inform your doctor or pharmacist.

Reporting of side effects

If you get any side effects, talk to your doctor or pharmacist. This includes any possible side effects not listed in this leaflet. You can also report side effects directly via [the national reporting system](#)

listed in [Appendix V](#). By reporting side effects you can help provide more information on the safety of this medicine.

5. How to store Kaletra

- Keep this medicine out of the sight and reach of children.
- Do not use Kaletra after the expiry date which is stated on the pack.
- Store below 25°C.
- Do not use this medicine if you notice any discolouration.

How should I dispose of any unused Kaletra?

Do not throw away any medicines via wastewater. Ask your pharmacist how to throw away medicines you no longer use. These measures will help protect the environment.

6. Contents of the pack and other information

What Kaletra contains

The active substances are lopinavir and ritonavir.

Each tablet of Kaletra contains 200 mg of lopinavir and 50 mg of ritonavir

The other ingredients are:

Tablet

Copovidone, sorbitan laurate, colloidal anhydrous silica, sodium stearyl fumarate.

Tablet coating

Hypromellose, titanium dioxide, macrogols type 400 (polyethylene glycol 400), hydroxypropyl cellulose, talc, colloidal anhydrous silica, macrogols type 3350 (polyethylene glycol 3350), red ferric oxide E172, polysorbate 80.

What Kaletra looks like and contents of the pack

Kaletra film-coated tablets are red debossed with the code “AL” on one side.

Kaletra film-coated tablets are supplied in packs containing 120 tablets (1 plastic bottle of 120 tablets) and multipacks comprising 3 plastic bottles each containing 120 tablets (360 tablets).

Not all pack sizes may be marketed.

Marketing Authorisation Holder:

AbbVie Deutschland GmbH & Co. KG, Knollstrasse, 67061 Ludwigshafen, Germany

Manufacturer:

AbbVie Deutschland GmbH & Co. KG, Knollstrasse, 67061 Ludwigshafen, Germany
Fournier Laboratories Ireland Limited, Carrigtwohill Business Park, Anngrove, Carrigtwohill, Co. Cork, Ireland

For any information about this medicine, please contact the local representative of the Marketing Authorisation Holder:

België/Belgique/Belgien

AbbVie SA
Tél/Tel: +32 10 477811

България

АБВи ЕООД
Тел.: +359 2 90 30 430

Česká republika

AbbVie s.r.o.
Tel: +420 233 098 111

Danmark

AbbVie A/S
Tlf: +45 72 30-20-28

Deutschland

AbbVie Deutschland GmbH & Co. KG
Tel: 00800 222843 33 (gebührenfrei)
Tel: +49 (0) 611 / 1720-0

Eesti

AbbVie OÜ
Tel: +372 623 1011

Ελλάδα

AbbVie ΦΑΡΜΑΚΕΥΤΙΚΗ Α.Ε.
Τηλ: +30 214 4165 555

España

AbbVie Spain, S.L.U.
Tel: +34 9 1 384 910

France

AbbVie
Tél: +33 (0)1 45 60 13 00

Hrvatska

AbbVie d.o.o.
Tel: +385 (0)1 5625 501

Ireland

AbbVie Limited
Tel: +353 (0)1 4287900

Ísland

Vistor
Tel: +354 535 7000

Italia

AbbVie S.r.l.
Tel: +39 06 928921

Lietuva

AbbVie UAB
Tel: +370 5 205 3023

Luxembourg/Luxemburg

AbbVie SA
Belgique/Belgien
Tél/Tel: +32 10 477811

Magyarország

AbbVie Kft.
Tel.: +36 1 455 8600

Malta

V.J.Salomone Pharma Limited
Tel: +356 21220174

Nederland

AbbVie B.V.
Tel: +31 (0)88 322 2843

Norge

AbbVie AS
Tlf: +47 67 81 80 00

Österreich

AbbVie GmbH
Tel: +43 1 20589-0

Polska

AbbVie Sp. z o.o.
Tel.: +48 22 372 78 00

Portugal

AbbVie, Lda.
Tel: +351 (0)21 1908400

România

AbbVie S.R.L.
Tel: +40 21 529 30 35

Slovenija

AbbVie Biofarmacevtska družba d.o.o.
Tel: +386 (1)32 08 060

Slovenská republika

AbbVie s.r.o.
Tel: +421 2 5050 0777

Suomi/Finland

AbbVie Oy
Puh/Tel: +358 (0) 10 2411 200

Κύπρος

Lifepharm (Z.A.M.) Ltd
Τηλ: +357 22 34 74 40

Sverige

AbbVie AB
Tel: +46 (0)8 684 44 600

Latvija

AbbVie SIA
Tel: +371 67605000

This leaflet was last revised in: {MM/YYYY}

Detailed information on this medicine is available on the European Medicines Agency web site:
<https://www.ema.europa.eu>.

Package leaflet: Information for the user

Kaletra 100 mg/25 mg film-coated tablets lopinavir/ritonavir

Read all of this leaflet carefully before you start taking this medicine because it contains important information for you or your child.

- Keep this leaflet. You may need to read it again.
- If you have any further questions, ask your doctor or pharmacist.
- This medicine has been prescribed for you or your child only. Do not pass it on to others. It may harm them, even if their signs of illness are the same as yours.
- If you get any side effects, talk to your doctor or pharmacist. This includes any possible side effects not listed in this leaflet. See section 4.

What is in this leaflet:

1. What Kaletra is and what it is used for
2. What you need to know before you or your child takes Kaletra
3. How to take Kaletra
4. Possible side effects
5. How to store Kaletra
6. Contents of the pack and other information

1. What Kaletra is and what it is used for

- Your doctor has prescribed Kaletra to help to control your Human Immunodeficiency Virus (HIV) infection. Kaletra does this by slowing down the spread of the infection in your body.
- Kaletra is not a cure for HIV infection or AIDS.
- Kaletra is used by children 2 years of age or older, adolescents and adults who are infected with HIV, the virus which causes AIDS.
- Kaletra contains the active substances lopinavir and ritonavir. Kaletra is an antiretroviral medicine. It belongs to a group of medicines called protease inhibitors.
- Kaletra is prescribed for use in combination with other antiviral medicines. Your doctor will discuss with you and determine which medicines are best for you.

2. What you need to know before you or your child takes Kaletra

Do not take Kaletra

- if you are allergic to lopinavir, ritonavir or any of the other ingredients of Kaletra (see section 6);
- if you have severe liver problems.

Do not take Kaletra with any of the following medicines:

- astemizole or terfenadine (commonly used to treat allergy symptoms – these medicines may be available without prescription);
- midazolam taken orally (taken by mouth), triazolam (used to relieve anxiety and/or trouble sleeping);
- pimozide (used to treat schizophrenia);
- quetiapine (used to treat schizophrenia, bipolar disorder and major depressive disorder);
- lurasidone (used to treat depression);
- ranolazine (used to treat chronic chest pain [angina]);
- cisapride (used to relieve certain stomach problems);
- ergotamine, dihydroergotamine, ergonovine, methylergonovine (used to treat headaches);
- amiodarone, dronedarone (used to treat abnormal heart beat);
- lovastatin, simvastatin (used to lower blood cholesterol);

- lomitapide (used to lower blood cholesterol);
- alfuzosin (used in men to treat symptoms of an enlarged prostate (benign prostatic hyperplasia (BPH)));
- fusidic acid (used to treat skin infections caused by *Staphylococcus* bacteria such as impetigo and infected dermatitis). Fusidic acid used to treat long-term infections of the bones and joints may be taken under doctor's supervision (see **Other medicines and Kaletra** section);
- colchicine (used to treat gout) if you have kidney and/or liver problems (see the section on **Other medicines and Kaletra**);
- elbasvir/grazoprevir (used to treat chronic hepatitis C virus [HCV]);
- ombitasvir/paritaprevir/ritonavir with or without dasabuvir (used to treat chronic hepatitis C virus [HCV]);
- neratinib (used to treat breast cancer);
- avanafil or vardenafil (used to treat erectile dysfunction);
- sildenafil used to treat pulmonary arterial hypertension (high blood pressure in the pulmonary artery). Sildenafil used to treat erectile dysfunction may be taken under doctor's supervision (see **Other medicines and Kaletra** section);
- products that contain St John's wort (*Hypericum perforatum*).

Read the list of medicines below under 'Other medicines and Kaletra' for information on certain other medicines which require special care.

If you are currently taking any of these medicines, ask your doctor about making necessary changes either in the treatment for your other condition(s) or in your antiretroviral treatment.

Warnings and precautions

Talk to your doctor or pharmacist before taking Kaletra.

Important information

- People taking Kaletra may still develop infections or other illnesses associated with HIV disease and AIDS. It is therefore important that you remain under the supervision of your doctor while taking Kaletra.

Tell your doctor if you or your child have/had

- **Haemophilia** type A and B as Kaletra might increase the risk of bleeding.
- **Diabetes** as increased blood sugars has been reported in patients receiving Kaletra.
- A history of **liver problems** as patients with a history of liver disease, including chronic hepatitis B or C are at increased risk of severe and potentially fatal liver side effects.

Tell your doctor if you or your child experience

- Nausea, vomiting, abdominal pain, difficulty breathing and severe weakness of the muscles in the legs and arms as these symptoms may indicate raised lactic acid levels.
- Thirst, frequent urination, blurred vision or weight loss as this may indicate raised sugar levels in the blood.
- Nausea, vomiting, abdominal pain as large increases in the amount of triglycerides (fats in the blood) have been considered a risk factor for pancreatitis (inflammation of the pancreas) and these symptoms may suggest this condition.
- In some patients with advanced HIV infection and a history of opportunistic infection, signs and symptoms of inflammation from previous infections may occur soon after anti-HIV treatment is started. It is believed that these symptoms are due to an improvement in the body's immune response, enabling the body to fight infections that may have been present with no obvious symptoms.

- In addition to the opportunistic infections, autoimmune disorders (a condition that occurs when the immune system attacks healthy body tissue) may also occur after you start taking medicines for the treatment of your HIV infection. Autoimmune disorders may occur many months after the start of treatment. If you notice any symptoms of infection or other symptoms such as muscle weakness, weakness beginning in the hands and feet and moving up towards the trunk of the body, palpitations, tremor or hyperactivity, please inform your doctor immediately to seek necessary treatment.
- **Joint stiffness, aches and pains** (especially of the hip, knee and shoulder) and difficulty in movement as some patients taking these medicines may develop a bone disease called osteonecrosis (death of bone tissue caused by loss of blood supply to the bone). The length of combination antiretroviral therapy, corticosteroid use, alcohol consumption, severe immunosuppression (reduction in the activity of the immune system), higher body mass index, among others, may be some of the many risk factors for developing this disease.
- **Muscle pain**, tenderness or weakness, particularly in combination with these medicines. On rare occasions these muscle disorders have been serious.
- Symptoms of dizziness, lightheadedness, fainting or sensation of abnormal heartbeats. Kaletra may cause changes in your heart rhythm and the electrical activity of your heart. These changes may be seen on an ECG (electrocardiogram).

Other medicines and Kaletra

Tell your doctor or pharmacist if you or your child are taking, have recently taken or might take any other medicines.

- antibiotics (e.g. rifabutin, rifampicin, clarithromycin);
- anticancer medicines (e.g. abemaciclib, afatinib, apalutamide, ceritinib, encorafenib, ibrutinib, venetoclax, most tyrosine kinases inhibitors such as dasatinib and nilotinib, also vincristine and vinblastine);
- anticoagulants (e.g. dabigatran etexilate, edoxaban, rivaroxaban, vorapaxar and warfarin);
- antidepressants (e.g. trazodone, bupropion);
- anti-epilepsy medicines (e.g. carbamazepine, phenytoin, phenobarbital, lamotrigine and valproate);
- antifungals (e.g. ketoconazole, itraconazole, voriconazole);
- anti-gout medicines (e.g. colchicine). You must not take Kaletra with colchicine if you have kidney and/or liver problems (see also '**Do not take Kaletra**' above);
- anti-tuberculosis medicine (bedaquiline, delamanid);
- antiviral medicine used to treat chronic hepatitis C virus (HCV) infection in adults (e.g. glecaprevir/pibrentasvir, simeprevir and sofosbuvir/velpatasvir/voxilaprevir);
- erectile dysfunction medicines (e.g. sildenafil and tadalafil);
- fusidic acid used to treat long-term infections of the bones and joints (e.g. osteomyelitis);
- heart medicines including:
 - digoxin;
 - calcium channel antagonists (e.g. felodipine, nifedipine, nicardipine);
 - medicines used to correct heart rhythm (e.g. bepridil, systemic lidocaine, quinidine);
- HIV CCR5-antagonist (e.g. maraviroc);
- HIV-1 integrase inhibitor (e.g. raltegravir);
- medicines used to treat low blood platelet count (e.g. fostamatinib);
- levothyroxine (used to treat thyroid problems);
- medicines used to lower blood cholesterol (e.g. atorvastatin, lovastatin, rosuvastatin or simvastatin);
- medicines used to treat asthma and other lung-related problems such as chronic obstructive pulmonary disease (COPD) (e.g. salmeterol);
- medicines used to treat pulmonary arterial hypertension (high blood pressure in the pulmonary artery) (e.g. bosentan, riociguat, sildenafil, tadalafil);
- medicines affecting the immune system (e.g. cyclosporin, sirolimus (rapamycin), tacrolimus);
- medicines used for smoking cessation (e.g. bupropion);

- pain-relieving medicines (e.g. fentanyl);
- morphine-like medicines (e.g. methadone);
- non-nucleoside reverse transcriptase inhibitors (NNRTIs) (e.g. efavirenz, nevirapine);
- oral contraceptive or using a patch contraceptive to prevent pregnancy (see section below titled **Contraceptives**);
- protease inhibitors (e.g. fosamprenavir, indinavir, ritonavir, saquinavir, tipranavir);
- sedatives (e.g. midazolam administered by injection);
- steroids (e.g. budesonide, dexamethasone, fluticasone propionate, ethinyl oestradiol, triamcinolone).

Read the list of medicines above ‘Do not take Kaletra with any of the following medicines’ for information on medicines that you must not take with Kaletra.

Tell your doctor or pharmacist if you or your child are taking, have recently taken or might take any other medicines, including medicines obtained without prescription.

Erectile dysfunction medicines (avanafil, vardenafil, sildenafil, tadalafil)

- **Do not take Kaletra** if you are currently taking avanafil or vardenafil.
- You must not take Kaletra with sildenafil used to treat pulmonary arterial hypertension (high blood pressure in the pulmonary artery) (see also **Do not take Kaletra** section above).
- If you take sildenafil or tadalafil and Kaletra together, you may be at risk of side effects such as low blood pressure, passing out, visual changes and penile erection lasting more than 4 hours. If an erection lasts longer than 4 hours, you should get medical help **immediately** to avoid permanent damage to your penis. Your doctor can explain these symptoms to you.

Contraceptives

- If you are currently using an oral contraceptive or using a patch contraceptive to prevent pregnancy, you should use an additional or different type of contraception (e.g. condom) as Kaletra may reduce the effectiveness of oral and patch contraceptives.

Pregnancy and breast-feeding

- Tell your doctor **immediately** if you are planning to have a baby, you are pregnant or think you may be pregnant.
- If you are breast-feeding, or thinking about breast-feeding, you should discuss it with your doctor as soon as possible.
- It is recommended that women living with HIV do not breast-feed their infants because there is a possibility that the baby can be infected with HIV through your breast milk.

Driving or using machines

Kaletra has not specifically been tested for its possible effects on the ability to drive a car or operate machines. Do not drive a car or operate machinery if you experience any side effects (e.g. nausea) that impact your ability to do so safely. Instead, contact your doctor.

Kaletra contains sodium

This medicine contains less than 1 mmol sodium (23 mg) per tablet, that is to say essentially ‘sodium-free’.

3. How to take Kaletra

It is important that Kaletra tablets are swallowed whole and not chewed, broken or crushed.

Always take this medicine exactly as your doctor has told you. Check with your doctor or pharmacist if you are not sure how you should take your medicine.

How much Kaletra should be taken and when?

Use in adults

- The usual adult dose is 400 mg/100 mg twice a day i.e. every 12 hours, in combination with other anti-HIV medicines. Adult patients who have not previously taken other antiviral medicines can also take Kaletra tablets once daily as an 800 mg/200 mg dose. Your doctor will advise on the number of tablets to be taken. Adult patients who have previously taken other antiviral medicines can take Kaletra tablets once daily as an 800 mg/200 mg dose if their doctor decides it is appropriate.
- Kaletra must not be taken once daily with efavirenz, nevirapine, carbamazepine, phenobarbital and phenytoin.
- Kaletra tablets can be taken with or without food.

Use in children of 2 years of age and above

- For children, your doctor will decide the right dose (number of tablets) based on the child's height and weight.
- Kaletra tablets can be taken with or without food.

Kaletra is also supplied as 200 mg/50 mg film-coated tablets. Kaletra oral solution is available for patients who cannot take tablets.

If you or your child take more Kaletra than you should

- If you realise you have taken more Kaletra than you were supposed to, contact your doctor right away.
- If you cannot contact your doctor, go to the hospital.

If you or your child forget to take Kaletra

If you are taking Kaletra twice a day

- If you notice you miss a dose within 6 hours of your normal dosing time, take your missed dose as soon as possible, and then continue with your normal dose at the regular time as prescribed by your doctor.
- If you notice you miss a dose by more than 6 hours after your normal dosing time, do not take the missed dose. Take the next dose as usual. Do not take a double dose to make up for a forgotten dose.

If you are taking Kaletra once a day

- If you notice you miss a dose within 12 hours of your normal dosing time, take your missed dose as soon as possible, and then continue with your normal dose at the regular time as prescribed by your doctor.
- If you notice you miss a dose by more than 12 hours after your normal dosing time, do not take the missed dose. Take the next dose as usual. Do not take a double dose to make up for a forgotten dose.

If you or your child stop taking Kaletra

- Do not stop or change the daily dose of Kaletra without first consulting with your doctor.
- Kaletra should always be taken every day to help control your HIV infection, no matter how much better you feel.
- Taking Kaletra as recommended should give you the best chance of delaying the development of resistance to the product.
- If a side effect is preventing you from taking Kaletra as directed tell your doctor right away.
- Always keep enough Kaletra on hand so you don't run out. When you travel or need to stay in the hospital make sure you will have enough Kaletra to last until you can get a new supply.
- Continue to take this medicine until your doctor tells you otherwise.

4. Possible side effects

Like all medicines, Kaletra can cause side effects, although not everybody gets them. It may be difficult to tell which side effects have been caused by Kaletra and which may occur due to other medicines you take at the same time or by the complications of the HIV infection.

During HIV therapy there may be an increase in weight and in levels of blood lipids and glucose. This is partly linked to restored health and life style, and in the case of blood lipids sometimes to the HIV medicines themselves. Your doctor will test for these changes.

The following side effects have been reported by patients who took this medicine. You should tell your doctor promptly about these or any other symptoms. If the condition persists or worsens, seek medical attention.

Very common: may affect more than 1 in 10 people

- diarrhoea;
- nausea;
- upper respiratory tract infection.

Common: may affect up to 1 in 10 people

- inflammation of the pancreas;
- vomiting, enlarged abdomen, pain in the lower and upper stomach area, passing wind, indigestion, decreased appetite, reflux from your stomach to your oesophagus which may cause pain;
 - **Tell your doctor** if you experience nausea, vomiting or abdominal pain as these may be suggestive of pancreatitis (inflammation of the pancreas).
- swelling or inflammation of the stomach, intestines and colon;
- increased cholesterol levels in your blood, increased triglycerides (a form of fat) levels in your blood, high blood pressure;
- decreased ability of the body to handle sugar including diabetes mellitus, weight loss;
- low number of red blood cells, low number of white blood cells which are usually used to fight infection;
- rash, eczema, accumulation of scales of greasy skin;
- dizziness, anxiety, difficulty in sleeping;
- feeling tired, lack of strength and energy, headache including migraine;
- haemorrhoids;
- inflammation of the liver including increased liver enzymes;
- allergic reactions including hives and inflammation in the mouth;
- lower respiratory tract infection;
- enlargement of the lymph nodes;
- impotence, abnormally heavy or extended menstrual flow or a lack of menstruation;
- muscle disorders such as weakness and spasms, pain in the joints, muscles and back;

- damage to nerves of the peripheral nervous system;
- night sweats, itching, rash including raised bumps on the skin, infection of the skin, inflammation of skin or hair pores, accumulation of fluid in the cells or tissues.

Uncommon: may affect up to 1 in 100 people

- abnormal dreams;
- loss or changed sense of taste;
- hair loss;
- an abnormality in your electrocardiogram (ECG) called atrioventricular block;
- plaque building up inside your arteries which could lead to heart attack and stroke;
- inflammation of blood vessels and capillaries;
- inflammation of the bile duct;
- uncontrolled shaking of the body;
- constipation;
- deep vein inflammation related to a blood clot;
- dry mouth;
- inability to control your bowels;
- inflammation of the first section of the small intestine just after the stomach, wound or ulcer in the digestive tract, bleeding from the intestinal tract or rectum;
- red blood cells in the urine;
- yellowing of the skin or whites of eyes (jaundice);
- fatty deposits in the liver, enlarged liver;
- lack of functioning of the testes;
- a flare-up of symptoms related to an inactive infection in your body (immune reconstitution);
- increased appetite;
- abnormally high level of bilirubin (a pigment produced from the breakdown of red blood cells) in the blood
- decreased sexual desire;
- inflammation of the kidney;
- bone death caused by poor blood supply to the area;
- mouth sores or ulcerations, inflammation of the stomach and intestine;
- kidney failure;
- breakdown of muscle fibres resulting in the release of muscle fibre contents (myoglobin) into the bloodstream;
- a sound in one ear or both ears, such as buzzing, ringing or whistling;
- tremor;
- abnormal closure of one of the valves (tricuspid valve in your heart);
- vertigo (spinning feeling);
- eye disorder, abnormal vision;
- weight gain.

Rare: may affect up to 1 in 1,000 people

- severe or life-threatening skin rashes and blisters (Stevens-Johnson syndrome and erythema multiforme).

Not known: frequency cannot be estimated from the available data

- kidney stones.

If any of the side effects gets serious, or if you notice any side effects not listed in this leaflet, please inform your doctor or pharmacist.

Reporting of side effects

If you get any side effects, talk to your doctor or pharmacist. This includes any possible side effects not listed in this leaflet. You can also report side effects directly via [the national reporting system](#)

listed in [Appendix V](#). By reporting side effects you can help provide more information on the safety of this medicine.

5. How to store Kaletra

- Keep this medicine out of the sight and reach of children.
- Do not use Kaletra after the expiry date which is stated on the pack.
- Store below 25°C.
- Do not use this medicine if you notice any discolouration.

How should I dispose of any unused Kaletra?

Do not throw away any medicines via wastewater. Ask your pharmacist how to throw away medicines you no longer use. These measures will help protect the environment.

6. Contents of the pack and other information

What Kaletra contains

The active substances are lopinavir and ritonavir.

Each tablet of Kaletra contains 100 mg of lopinavir and 25 mg of ritonavir

The other ingredients are:

Tablet

Colloidal anhydrous silica, copovidone, sodium stearyl fumarate, sorbitan laurate.

Tablet coating

Polyvinyl alcohol, talc, titanium dioxide, macrogols type 3350, red ferric oxide E172.

What Kaletra looks like and contents of the pack

Kaletra film-coated tablets are pale pink debossed with the code “AC” on one side.

Kaletra 100 mg/25 mg film-coated tablets are supplied in plastic bottles containing 60 tablets.

Marketing Authorisation Holder:

AbbVie Deutschland GmbH & Co. KG, Knollstrasse, 67061 Ludwigshafen, Germany

Manufacturer:

AbbVie Deutschland GmbH & Co. KG, Knollstrasse, 67061 Ludwigshafen, Germany

For any information about this medicine, please contact the local representative of the Marketing Authorisation Holder:

België/Belgique/Belgien

AbbVie SA

Tél/Tel: +32 10 477811

Lietuva

AbbVie UAB

Tel: +370 5 205 3023

България

АБВи ЕООД

Тел.: +359 2 90 30 430

Luxembourg/Luxemburg

AbbVie SA

Belgique/Belgien

Tél/Tel: +32 10 477811

Česká republika

AbbVie s.r.o.
Tel: +420 233 098 111

Danmark

AbbVie A/S
Tlf: +45 72 30-20-28

Deutschland

AbbVie Deutschland GmbH & Co. KG
Tel: 00800 222843 33 (gebührenfrei)
Tel: +49 (0) 611 / 1720-0

Eesti

AbbVie OÜ
Tel: +372 623 1011

Ελλάδα

AbbVie ΦΑΡΜΑΚΕΥΤΙΚΗ Α.Ε.
Τηλ: +30 214 4165 555

España

AbbVie Spain, S.L.U.
Tel: +34 9 1 384 910

France

AbbVie
Tél: +33 (0)1 45 60 13 00

Hrvatska

AbbVie d.o.o.
Tel: +385 (0)1 5625 501

Ireland

AbbVie Limited
Tel: +353 (0)1 4287900

Ísland

Vistor
Tel: +354 535 7000

Italia

AbbVie S.r.l.
Tel: +39 06 928921

Κύπρος

Lifepharm (Z.A.M.) Ltd
Τηλ: +357 22 34 74 40

Latvija

AbbVie SIA
Tel: +371 67605000

Magyarország

AbbVie Kft.
Tel.: +36 1 455 8600

Malta

V.J.Salomone Pharma Limited
Tel: +356 21220174

Nederland

AbbVie B.V.
Tel: +31 (0)88 322 2843

Norge

AbbVie AS
Tlf: +47 67 81 80 00

Österreich

AbbVie GmbH
Tel: +43 1 20589-0

Polska

AbbVie Sp. z o.o.
Tel.: +48 22 372 78 00

Portugal

AbbVie, Lda.
Tel: +351 (0)21 1908400

România

AbbVie S.R.L.
Tel: +40 21 529 30 35

Slovenija

AbbVie Biofarmacevtska družba d.o.o.
Tel: +386 (1)32 08 060

Slovenská republika

AbbVie s.r.o.
Tel: +421 2 5050 0777

Suomi/Finland

AbbVie Oy
Puh/Tel: +358 (0) 10 2411 200

Sverige

AbbVie AB
Tel: +46 (0)8 684 44 600

This leaflet was last revised in: {MM/YYYY}

Detailed information on this medicine is available on the European Medicines Agency web site:
<https://www.ema.europa.eu>.