

ANNEX I
SUMMARY OF PRODUCT CHARACTERISTICS

1. NAME OF THE MEDICINAL PRODUCT

Maviret 100 mg/40 mg film-coated tablets

2. QUALITATIVE AND QUANTITATIVE COMPOSITION

Each film-coated tablet contains 100 mg glecaprevir and 40 mg pibrentasvir.

Excipient with known effect

Each film-coated tablet contains 7.48 mg lactose (as monohydrate).

For the full list of excipients, see section 6.1.

3. PHARMACEUTICAL FORM

Film-coated tablet (tablet).

Pink, oblong, biconvex, film-coated tablet of dimensions 18.8 mm x 10.0 mm, debossed on one side with 'NXT'.

4. CLINICAL PARTICULARS

4.1 Therapeutic indications

Maviret is indicated for the treatment of chronic hepatitis C virus (HCV) infection in adults and children aged 3 years and older (see sections 4.2, 4.4. and 5.1).

4.2 Posology and method of administration

Maviret treatment should be initiated and monitored by a physician experienced in the management of patients with HCV infection.

Posology

Adults, adolescents aged 12 years and older, or children weighing at least 45 kg

The recommended dose of Maviret is 300 mg/120 mg (three 100 mg/40 mg tablets), taken orally, once daily at the same time with food (see section 5.2).

The recommended Maviret treatment durations for HCV genotype 1, 2, 3, 4, 5, or 6 infected patients with compensated liver disease (with or without cirrhosis) are provided in Table 1 and Table 2.

Table 1: Recommended Maviret treatment duration for patients without prior HCV therapy

Genotype	Recommended treatment duration	
	No cirrhosis	Cirrhosis
GT 1, 2, 3, 4, 5, 6	8 weeks	8 weeks

Table 2: Recommended Maviret treatment duration for patients who failed prior therapy with peg-IFN + ribavirin +/- sofosbuvir, or sofosbuvir + ribavirin

Genotype	Recommended treatment duration	
	No cirrhosis	Cirrhosis
GT 1, 2, 4-6	8 weeks	12 weeks
GT 3	16 weeks	16 weeks

For patients who failed prior therapy with an NS3/4A- and/or an NS5A inhibitor, see section 4.4.

Missed dose

In case a dose of Maviret is missed, the prescribed dose can be taken within 18 hours after the time it was supposed to be taken. If more than 18 hours have passed since Maviret is usually taken, the missed dose should **not** be taken and the patient should take the next dose per the usual dosing schedule. Patients should be instructed not to take a double dose.

If vomiting occurs within 3 hours of dosing, an additional dose of Maviret should be taken. If vomiting occurs more than 3 hours after dosing, an additional dose of Maviret is not needed.

Elderly

No dose adjustment of Maviret is required in elderly patients (see sections 5.1 and 5.2).

Renal impairment

No dose adjustment of Maviret is required in patients with any degree of renal impairment including patients on dialysis (see sections 5.1 and 5.2).

Hepatic impairment

No dose adjustment of Maviret is required in patients with mild hepatic impairment (Child-Pugh A). Maviret is not recommended in patients with moderate hepatic impairment (Child-Pugh B) and is contraindicated in patients with severe hepatic impairment (Child-Pugh C) (see sections 4.3, 4.4, and 5.2).

Liver or kidney transplant patients

A 12-week treatment duration has been evaluated and is recommended in liver or kidney transplant recipients with or without cirrhosis (see section 5.1). A 16-week treatment duration should be considered in genotype 3-infected patients who are treatment-experienced with peg-IFN + ribavirin +/- sofosbuvir, or sofosbuvir + ribavirin.

Patients with HIV-1 co-infection

Follow the dosing recommendations in Tables 1 and 2. For dosing recommendations with HIV antiviral agents, refer to section 4.5.

Paediatric population

The safety and efficacy of Maviret in children aged less than 3 years or under 12 kg have not been established and no data are available.

Maviret coated granules formulation is intended for children aged 3 to less than 12 years weighing 12 kg to less than 45 kg. Refer to the Summary of Product Characteristics for Maviret coated granules in sachet for dosing instructions based on body weight. Because the formulations have different pharmacokinetic profiles, the tablets and the coated granules are not interchangeable. A full course of treatment with the same formulation is therefore required (see section 5.2).

Method of administration

For oral use.

Patients should be instructed to swallow tablets whole with food and not to chew, crush or break the tablets as it may alter the bioavailability of the agents (see section 5.2).

4.3 Contraindications

Hypersensitivity to the active substances or to any of the excipients listed in section 6.1.

Patients with severe hepatic impairment (Child-Pugh C) (see sections 4.2, 4.4, and 5.2).

Concomitant use with atazanavir containing products, atorvastatin, simvastatin, dabigatran etexilate, ethinyl oestradiol-containing products, strong P-gp and CYP3A inducers (e.g., rifampicin, carbamazepine, St. John's wort (*Hypericum perforatum*), phenobarbital, phenytoin, and primidone) (see section 4.5).

4.4 Special warnings and precautions for use

Hepatitis B virus reactivation

Cases of hepatitis B virus (HBV) reactivation, some of them fatal, have been reported during or after treatment with direct acting antiviral agents. HBV screening should be performed in all patients before initiation of treatment. HBV/HCV co-infected patients are at risk of HBV reactivation, and should, therefore, be monitored and managed according to current clinical guidelines.

Hepatic impairment

Maviret is not recommended in patients with moderate hepatic impairment (Child-Pugh B) and is contraindicated in patients with severe hepatic impairment (Child-Pugh C) (see sections 4.2, 4.3, and 5.2).

Patients who failed a prior regimen containing an NS5A- and/or an NS3/4A-inhibitor

Genotype 1-infected (and a very limited number of genotype 4-infected) patients with prior failure on regimens that may confer resistance to glecaprevir/pibrentasvir were studied in studies MAGELLAN-1 and B16-439 (section 5.1). The risk of failure was, as expected, highest for those exposed to both classes. A resistance algorithm predictive of the risk for failure by baseline resistance has not been established. Accumulating double class resistance was a general finding for patients who failed re-treatment with glecaprevir/pibrentasvir in MAGELLAN-1. No re-treatment data is available for patients infected with genotypes 2, 3, 5 or 6. Maviret is not recommended for the re-treatment of patients with prior exposure to NS3/4A- and/or NS5A inhibitors.

Drug-drug interactions

Co-administration is not recommended with several medicinal products as detailed in section 4.5.

Use in diabetic patients

Diabetics may experience improved glucose control, potentially resulting in symptomatic hypoglycaemia, after initiating HCV direct acting antiviral treatment. Glucose levels of diabetic patients initiating direct acting antiviral therapy should be closely monitored, particularly within the first 3 months, and their diabetic medicines modified when necessary. The physician in charge of the diabetic care of the patient should be informed when direct acting antiviral therapy is initiated.

Lactose

Maviret contains lactose. Patients with rare hereditary problems of galactose intolerance, total lactase deficiency or glucose-galactose malabsorption should not take this medicinal product.

Sodium

This medicinal product contains less than 1 mmol sodium (23 mg) per tablet, that is to say essentially 'sodium-free'.

4.5 Interaction with other medicinal products and other forms of interaction

Potential for Maviret to affect other medicinal products

Glecaprevir and pibrentasvir are inhibitors of P-glycoprotein (P-gp), breast cancer resistance protein (BCRP), and organic anion transporting polypeptide (OATP) 1B1/3. Co-administration with Maviret may increase plasma concentrations of medicinal products that are substrates of P-gp (e.g. dabigatran etexilate, digoxin), BCRP (e.g. rosuvastatin), or OATP1B1/3 (e.g. atorvastatin, lovastatin, pravastatin, rosuvastatin, simvastatin). See Table 3 for specific recommendations on interactions with sensitive substrates of P-gp, BCRP, and OATP1B1/3. For other P-gp, BCRP, or OATP1B1/3 substrates, dose adjustment may be needed.

Glecaprevir and pibrentasvir are weak inhibitors of cytochrome P450 (CYP) 3A and uridine glucuronosyltransferase (UGT) 1A1 *in vivo*. Clinically significant increases in exposure were not observed for sensitive substrates of CYP3A (midazolam, felodipine) or UGT1A1 (raltegravir) when administered with Maviret.

Both glecaprevir and pibrentasvir inhibit the bile salt export pump (BSEP) *in vitro*.

Significant inhibition of CYP1A2, CYP2C9, CYP2C19, CYP2D6, UGT1A6, UGT1A9, UGT1A4, UGT2B7, OCT1, OCT2, OAT1, OAT3, MATE1 or MATE2K are not expected.

Patients treated with vitamin K antagonists

As liver function may change during treatment with Maviret, a close monitoring of International Normalised Ratio (INR) values is recommended.

Potential for other medicinal products to affect Maviret

Use with strong P-gp/CYP3A inducers

Medicinal products that are strong P-gp and CYP3A inducers (e.g., rifampicin, carbamazepine, St. John's wort (*Hypericum perforatum*), phenobarbital, phenytoin, and primidone) could significantly decrease glecaprevir or pibrentasvir plasma concentrations and may lead to reduced therapeutic effect of Maviret or loss of virologic response. Co-administration of such medicinal products with Maviret is contraindicated (see section 4.3).

Co-administration of Maviret with medicinal products that are moderate inducers P-gp/CYP3A may decrease glecaprevir and pibrentasvir plasma concentrations (e.g. oxcarbazepine, eslicarbazepine, lumacaftor, crizotinib). Co-administration of moderate inducers is not recommended (see section 4.4).

Glecaprevir and pibrentasvir are substrates of the efflux transporters P-gp and/or BCRP. Glecaprevir is also a substrate of the hepatic uptake transporters OATP1B1/3. Co-administration of Maviret with medicinal products that inhibit P-gp and BCRP (e.g. ciclosporin, cobicistat, dronedarone, itraconazole, ketoconazole, ritonavir) may slow elimination of glecaprevir and pibrentasvir and thereby increase plasma exposure of the antivirals. Medicinal products that inhibit OATP1B1/3 (e.g. elvitegravir, ciclosporin, darunavir, lopinavir) increase systemic concentrations of glecaprevir.

Established and other potential medicinal product interactions

Table 3 provides the least-squares mean Ratio (90% Confidence Interval) effect on concentration of Maviret and some common concomitant medicinal products. The direction of the arrow indicates the direction of the change in exposures (C_{max} , AUC, and C_{min}) in glecaprevir, pibrentasvir, and the co-administered medicinal product (\uparrow = increase (more than 25%), \downarrow = decrease (more than 20%), \leftrightarrow = no change (equal to or less than 20% decrease or 25% increase)). This is not an exclusive list. All interaction studies were performed in adults.

Table 3: Interactions between Maviret and other medicinal products

Medicinal product by therapeutic areas/possible mechanism of interaction	Effect on medicinal product levels	C_{max}	AUC	C_{min}	Clinical comments
ANGIOTENSIN-II RECEPTOR BLOCKERS					
Losartan 50 mg single dose	\uparrow losartan	2.51 (2.00, 3.15)	1.56 (1.28, 1.89)	--	No dose adjustment is required.
	\uparrow losartan carboxylic acid	2.18 (1.88, 2.53)	\leftrightarrow	--	
Valsartan 80 mg single dose (Inhibition of OATP1B1/3)	\uparrow valsartan	1.36 (1.17, 1.58)	1.31 (1.16, 1.49)	--	No dose adjustment is required.
ANTIARRHYTHMICS					
Digoxin 0.5 mg single dose (Inhibition of P-gp)	\uparrow digoxin	1.72 (1.45, 2.04)	1.48 (1.40, 1.57)	--	Caution and therapeutic concentration monitoring of digoxin is recommended.
ANTICOAGULANTS					
Dabigatran etexilate 150 mg single dose (Inhibition of P-gp)	\uparrow dabigatran	2.05 (1.72, 2.44)	2.38 (2.11, 2.70)	--	Co-administration is contraindicated (see section 4.3).
ANTICONVULSANTS					
Carbamazepine 200 mg twice daily (Induction of P-gp/CYP3A)	\downarrow glecaprevir	0.33 (0.27, 0.41)	0.34 (0.28, 0.40)	--	Co-administration may lead to reduced therapeutic effect of Maviret and is contraindicated (see section 4.3).
	\downarrow pibrentasvir	0.50 (0.42, 0.59)	0.49 (0.43, 0.55)	--	
Phenytoin, phenobarbital, primidone	Not studied. Expected: \downarrow glecaprevir and \downarrow pibrentasvir				

ANTIMYCOBACTERIALS					
Rifampicin 600 mg single dose (Inhibition of OATP1B1/3)	↑ glecaprevir	6.52 (5.06, 8.41)	8.55 (7.01, 10.4)	--	Co-administration is contraindicated (see section 4.3).
	↔ pibrentasvir	↔	↔	--	
Rifampicin 600 mg once daily ^a (Induction of P- gp/BCRP/CYP3A)	↓ glecaprevir	0.14 (0.11, 0.19)	0.12 (0.09, 0.15)	--	
	↓ pibrentasvir	0.17 (0.14, 0.20)	0.13 (0.11, 0.15)	--	
ETHINYL-OESTRADIOL-CONTAINING PRODUCTS					
Ethinylestradiol (EE)/Norgestimate 35 µg/250 µg once daily	↑ EE	1.31 (1.24, 1.38)	1.28 (1.23, 1.32)	1.38 (1.25, 1.52)	Co-administration of Maviret with ethinylestradiol- containing products is contraindicated due to the risk of ALT elevations (see section 4.3). No dose adjustment is required with levonorgestrel, norethidrone or norgestimate as contraceptive progestagen.
	↑ norgestromi n	↔	1.44 (1.34, 1.54)	1.45 (1.33, 1.58)	
	↑ norgestrel	1.54 (1.34, 1.76)	1.63 (1.50, 1.76)	1.75 (1.62, 1.89)	
EE/Levonorgestrel 20 µg/100 µg once daily	↑ EE	1.30 (1.18, 1.44)	1.40 (1.33, 1.48)	1.56 (1.41, 1.72)	
	↑ norgestrel	1.37 (1.23, 1.52)	1.68 (1.57, 1.80)	1.77 (1.58, 1.98)	
HERBAL PRODUCTS					
St. John's wort (<i>Hypericum perforatum</i>) (Induction of P- gp/CYP3A)	Not studied. Expected: ↓ glecaprevir and ↓ pibrentasvir				Co-administration may lead to reduced therapeutic effect of Maviret and is contraindicated (see section 4.3).
HIV-ANTIVIRAL AGENTS					
Atazanavir + ritonavir 300/100 mg once daily ^b	↑ glecaprevir	≥4.06 (3.15, 5.23)	≥6.53 (5.24, 8.14)	≥14.3 (9.85, 20.7)	Co-administration with atazanavir is contraindicated due to the risk of ALT elevations (see section 4.3).
	↑ pibrentasvir	≥1.29 (1.15, 1.45)	≥1.64 (1.48, 1.82)	≥2.29 (1.95, 2.68)	
Darunavir + ritonavir 800/100 mg once daily	↑ glecaprevir	3.09 (2.26, 4.20)	4.97 (3.62, 6.84)	8.24 (4.40, 15.4)	Co-administration with darunavir is not recommended.
	↔ pibrentasvir	↔	↔	1.66 (1.25, 2.21)	
Efavirenz/emtricit abine/tenofovir disoproxil fumarate	↑ tenofovir	↔	1.29 (1.23, 1.35)	1.38 (1.31, 1.46)	Co-administration with efavirenz may lead to reduced therapeutic effect
	The effect of efavirenz/emtricitabine/tenofovir disoproxil fumarate on glecaprevir and pibrentasvir was not directly				

600/200/300 mg once daily	quantified within this study, but glecaprevir and pibrentasvir exposures were significantly lower than historical controls.				of Maviret and is not recommended. No clinically significant interactions are expected with tenofovir disoproxil fumarate.
Elvitegravir/cobicistat/emtricitabine/tenofovir alafenamide (P-gp, BCRP, and OATP inhibition by cobicistat, OATP inhibition by elvitegravir)	↔ tenofovir	↔	↔	↔	No dose adjustment is required.
	↑ glecaprevir	2.50 (2.08, 3.00)	3.05 (2.55, 3.64)	4.58 (3.15, 6.65)	
	↑ pibrentasvir	↔	1.57 (1.39, 1.76)	1.89 (1.63, 2.19)	
Lopinavir/ritonavir 400/100 mg twice daily	↑ glecaprevir	2.55 (1.84, 3.52)	4.38 (3.02, 6.36)	18.6 (10.4, 33.5)	Co-administration is not recommended.
	↑ pibrentasvir	1.40 (1.17, 1.67)	2.46 (2.07, 2.92)	5.24 (4.18, 6.58)	
Raltegravir 400 mg twice daily (Inhibition of UGT1A1)	↑ raltegravir	1.34 (0.89, 1.98)	1.47 (1.15, 1.87)	2.64 (1.42, 4.91)	No dose adjustment is required.
HCV-ANTIVIRAL AGENTS					
Sofosbuvir 400 mg single dose (P-gp/BCRP inhibition)	↑ sofosbuvir	1.66 (1.23, 2.22)	2.25 (1.86, 2.72)	--	No dose adjustment is required.
	↑ GS-331007	↔	↔	1.85 (1.67, 2.04)	
	↔ glecaprevir	↔	↔	↔	
	↔ pibrentasvir	↔	↔	↔	
HMG-COA REDUCTASE INHIBITORS					
Atorvastatin 10 mg once daily (Inhibition of OATP1B1/3, P-gp, BCRP, CYP3A)	↑ atorvastatin	22.0 (16.4, 29.5)	8.28 (6.06, 11.3)	--	Co-administration with atorvastatin and simvastatin is contraindicated (see section 4.3).
Simvastatin 5 mg once daily (Inhibition of OATP1B1/3, P-gp, BCRP)	↑ simvastatin	1.99 (1.60, 2.48)	2.32 (1.93, 2.79)	--	
	↑ simvastatin acid	10.7 (7.88, 14.6)	4.48 (3.11, 6.46)	--	

Lovastatin 10 mg once daily (Inhibition of OATP1B1/3, P- gp, BCRP)	↑ lovastatin	↔	1.70 (1.40, 2.06)	--	Co-administration is not recommended. If used, lovastatin should not exceed a dose of 20 mg/day and patients should be monitored.
	↑ lovastatin acid	5.73 (4.65, 7.07)	4.10 (3.45, 4.87)	--	
Pravastatin 10 mg once daily (Inhibition of OATP1B1/3)	↑ pravastatin	2.23 (1.87, 2.65)	2.30 (1.91, 2.76)	--	Caution is recommended. Pravastatin dose should not exceed 20 mg per day and rosuvastatin dose should not exceed 5 mg per day.
Rosuvastatin 5 mg once daily (Inhibition of OATP1B1/3, BCRP)	↑ rosuvastatin	5.62 (4.80, 6.59)	2.15 (1.88, 2.46)	--	
Fluvastatin, Pitavastatin	Not studied. Expected: ↑ fluvastatin and ↑ pitavastatin				Interactions with fluvastatin and pitavastatin are likely and caution is recommended during the combination. A low dose of the statin is recommended at the initiation of the DAA treatment.
IMMUNOSUPPRESSANTS					
Ciclosporin 100 mg single dose	↑ glecaprevir ^c	1.30 (0.95, 1.78)	1.37 (1.13, 1.66)	1.34 (1.12, 1.60)	Maviret is not recommended for use in patients requiring stable ciclosporin doses > 100 mg per day. If the combination is unavoidable, use can be considered if the benefit outweighs the risk with a close clinical monitoring.
	↑ pibrentasvir	↔	↔	1.26 (1.15, 1.37)	
Ciclosporin 400 mg single dose	↑ glecaprevir	4.51 (3.63, 6.05)	5.08 (4.11, 6.29)	--	
	↑ pibrentasvir	↔	1.93 (1.78, 2.09)	--	
Tacrolimus 1 mg single dose (CYP3A4 and P- gp inhibition)	↑ tacrolimus	1.50 (1.24, 1.82)	1.45 (1.24, 1.70)	--	The combination of Maviret with tacrolimus should be used with caution. Increase of tacrolimus exposure is expected. Therefore, a
	↔ glecaprevir	↔	↔	↔	
	↔ pibrentasvir	↔	↔	↔	

					therapeutic drug monitoring of tacrolimus is recommended and a dose adjustment of tacrolimus made accordingly.
PROTON PUMP INHIBITORS					
Omeprazole 20 mg once daily (Increase gastric pH value)	↓ glecaprevir	0.78 (0.60, 1.00)	0.71 (0.58, 0.86)	--	No dose adjustment is required.
	↔ pibrentasvir	↔	↔	--	
Omeprazole 40 mg once daily (1 hour before breakfast)	↓ glecaprevir	0.36 (0.21, 0.59)	0.49 (0.35, 0.68)	--	
	↔ pibrentasvir	↔	↔	--	
Omeprazole 40 mg once daily (evening without food)	↓ glecaprevir	0.54 (0.44, 0.65)	0.51 (0.45, 0.59)	--	
	↔ pibrentasvir	↔	↔	--	
VITAMIN K ANTAGONISTS					
Vitamin K antagonists	Not studied.				Close monitoring of INR is recommended with all vitamin K antagonists. This is due to liver function changes during treatment with Maviret.

DAA=direct acting antiviral

- Effect of rifampicin on glecaprevir and pibrentasvir 24 hours after final rifampicin dose.
- Effect of atazanavir and ritonavir on the first dose of glecaprevir and pibrentasvir is reported.
- HCV-infected transplant recipients who received a median ciclosporin dose of 100 mg per day had increased glecaprevir exposures to 2.4-fold of those not receiving ciclosporin.

Additional drug-drug interaction studies were performed with the following medical products and showed no clinically significant interactions with Maviret: abacavir, amlodipine, buprenorphine, caffeine, dextromethorphan, dolutegravir, emtricitabine, felodipine, lamivudine, lamotrigine, methadone, midazolam, naloxone, norethindrone or other progestin-only contraceptives, rilpivirine, tenofovir alafenamide and tolbutamide.

4.6 Fertility, pregnancy and lactation

Pregnancy

There are no or limited amount of data (less than 300 pregnancy outcomes) from the use of glecaprevir or pibrentasvir in pregnant women.

Studies in rats/mice with glecaprevir or pibrentasvir do not indicate direct or indirect harmful effects with respect to reproductive toxicity. Maternal toxicity associated with embryo-foetal loss has been observed in the rabbit with glecaprevir which precluded evaluation of glecaprevir at clinical exposures in this species (see section 5.3). As a precautionary measure, Maviret use is not recommended in pregnancy.

Breast-feeding

It is unknown whether glecaprevir or pibrentasvir are excreted in human milk. Available pharmacokinetic data in animals have shown excretion of glecaprevir and pibrentasvir in milk (for details see section 5.3). A risk to the suckling child cannot be excluded. A decision must be made whether to discontinue breast-feeding or to discontinue/abstain from Maviret therapy taking into account the benefit of breast-feeding for the child and the benefit of therapy for the woman.

Fertility

No human data on the effect of glecaprevir and/or pibrentasvir on fertility are available. Animal studies do not indicate harmful effects of glecaprevir or pibrentasvir on fertility at exposures higher than the exposures in humans at the recommended dose (see section 5.3).

4.7 Effects on ability to drive and use machines

Maviret has no or negligible influence on the ability to drive and use machines.

4.8 Undesirable effects

Summary of the safety profile

In pooled Phase 2 and 3 clinical studies of adult subjects receiving Maviret with genotype 1, 2, 3, 4, 5 or 6 HCV infection the most commonly reported adverse reactions (incidence $\geq 10\%$) were headache and fatigue. Less than 0.1% of subjects treated with Maviret had serious adverse reactions (transient ischaemic attack). The proportion of subjects treated with Maviret who permanently discontinued treatment due to adverse reactions was 0.1%.

Tabulated list of adverse reactions

The following adverse reactions were identified in registrational Phase 2 and 3 studies in HCV-infected adults with or without cirrhosis treated with Maviret for 8, 12 or 16 weeks, or during post-marketing experience. The adverse reactions are listed below by body system organ class and frequency. Frequencies are defined as follows: very common ($\geq 1/10$), common ($\geq 1/100$ to $< 1/10$), uncommon ($\geq 1/1\ 000$ to $< 1/100$), rare ($\geq 1/10\ 000$ to $< 1/1\ 000$), very rare ($< 1/10\ 000$) or not known (cannot be estimated from the available data).

Table 4: Adverse reactions identified with Maviret

Frequency	Adverse reactions
<i>Immune system disorders</i>	
Uncommon	angioedema
<i>Nervous system disorders</i>	
Very common	headache
<i>Gastrointestinal disorders</i>	
Common	diarrhoea, nausea
<i>Skin and subcutaneous tissue disorders</i>	
Not known	pruritus
<i>General disorders and administration site conditions</i>	
Very common	fatigue
Common	asthenia
<i>Investigations</i>	
Common	elevation in total bilirubin

Description of selected adverse reactions

Adverse reactions in subjects with severe renal impairment including subjects on dialysis

The safety of Maviret in subjects with chronic kidney disease (including subjects on dialysis) and genotypes 1, 2, 3, 4, 5 or 6 chronic HCV infection with compensated liver disease (with or without cirrhosis) was assessed in adults in EXPEDITION-4 (n=104) and EXPEDITION-5 (n=101). The most common adverse reactions in subjects with severe renal impairment were pruritus (17%) and fatigue (12%) in EXPEDITION-4 and pruritus (14.9%) in EXPEDITION-5.

Adverse reactions in subjects with liver or kidney transplant

The safety of Maviret was assessed in 100 post-liver or -kidney transplant adult recipients with genotypes 1, 2, 3, 4, or 6 chronic HCV infection without cirrhosis (MAGELLAN-2). The overall safety profile in transplant recipients was comparable to that observed in subjects in the Phase 2 and 3 studies. Adverse reactions observed in greater than or equal to 5% of subjects receiving Maviret for 12 weeks were headache (17%), fatigue (16%), nausea (8%) and pruritus (7%).

Safety in HCV/HIV-1 co-infected subjects

The overall safety profile in HCV/HIV-1 co-infected adult subjects (ENDURANCE-1 and EXPEDITION-2) was comparable to that observed in HCV mono-infected adult subjects.

Paediatric population

The safety of Maviret in HCV GT1-6 infected adolescents is based on data from a Phase 2/3 open-label study in 47 subjects aged 12 years to < 18 years treated with Maviret for 8 to 16 weeks (DORA Part 1). The adverse reactions observed were comparable with those observed in clinical studies of Maviret in adults.

Serum bilirubin elevations

Elevations in total bilirubin of at least 2x upper limit normal (ULN) were observed in 1.3% of subjects related to glecaprevir-mediated inhibition of bilirubin transporters and metabolism. Bilirubin elevations were asymptomatic, transient, and typically occurred early during treatment. Bilirubin elevations were predominantly indirect and not associated with ALT elevations. Direct hyperbilirubinemia was reported in 0.3% of subjects.

Reporting of suspected adverse reactions

Reporting suspected adverse reactions after authorisation of the medicinal product is important. It allows continued monitoring of the benefit/risk balance of the medicinal product. Healthcare professionals are asked to report any suspected adverse reactions via [the national reporting system listed in Appendix V](#).

4.9 Overdose

The highest documented doses administered to healthy volunteers is 1 200 mg once daily for 7 days for glecaprevir and 600 mg once daily for 10 days for pibrentasvir. Asymptomatic serum ALT elevations (> 5x ULN) were observed in 1 out of 70 healthy subjects following multiple doses of glecaprevir (700 mg or 800 mg) once daily for ≥ 7 days. In case of overdose, the patient should be monitored for any signs and symptoms of toxicities (see section 4.8). Appropriate symptomatic treatment should be instituted immediately. Glecaprevir and pibrentasvir are not significantly removed by haemodialysis.

5. PHARMACOLOGICAL PROPERTIES

5.1 Pharmacodynamic properties

Pharmacotherapeutic group: Antivirals for systemic use, direct acting antivirals, ATC code: J05AP57

Mechanism of action

Maviret is a fixed-dose combination of two pan-genotypic, direct acting antiviral agents, glecaprevir (NS3/4A protease inhibitor) and pibrentasvir (NS5A inhibitor), targeting multiple steps in the HCV viral lifecycle.

Glecaprevir

Glecaprevir is a pan-genotypic inhibitor of the HCV NS3/4A protease, which is necessary for the proteolytic cleavage of the HCV encoded polyprotein (into mature forms of the NS3, NS4A, NS4B, NS5A, and NS5B proteins) and is essential for viral replication.

Pibrentasvir

Pibrentasvir is a pan-genotypic inhibitor of HCV NS5A, which is essential for viral RNA replication and virion assembly. The mechanism of action of pibrentasvir has been characterised based on cell culture antiviral activity and drug resistance mapping studies.

Antiviral activity

The EC₅₀ values of glecaprevir and pibrentasvir against full-length or chimeric replicons encoding NS3 or NS5A from laboratory strains are presented in Table 5.

Table 5. Activity of glecaprevir and pibrentasvir against HCV genotypes 1-6 replicon cell lines

HCV Subtype	Glecaprevir EC ₅₀ , nM	Pibrentasvir EC ₅₀ , nM
1a	0.85	0.0018
1b	0.94	0.0043
2a	2.2	0.0023
2b	4.6	0.0019
3a	1.9	0.0021
4a	2.8	0.0019
5a	NA	0.0014
6a	0.86	0.0028

NA = not available

The *in vitro* activity of glecaprevir was also studied in a biochemical assay, with similarly low IC₅₀ values across genotypes.

EC₅₀ values of glecaprevir and pibrentasvir against chimeric replicons encoding NS3 or NS5A from clinical isolates are presented in Table 6.

Table 6. Activity of glecaprevir and pibrentasvir against transient replicons containing NS3 or NS5A from HCV genotypes 1-6 clinical isolates

HCV subtype	Glecaprevir		Pibrentasvir	
	Number of clinical isolates	Median EC ₅₀ , nM (range)	Number of clinical isolates	Median EC ₅₀ , nM (range)
1a	11	0.08 (0.05 – 0.12)	11	0.0009 (0.0006 – 0.0017)
1b	9	0.29 (0.20 – 0.68)	8	0.0027 (0.0014 – 0.0035)
2a	4	1.6 (0.66 – 1.9)	6	0.0009 (0.0005 – 0.0019)
2b	4	2.2 (1.4 – 3.2)	11	0.0013 (0.0011 – 0.0019)
3a	2	2.3 (0.71 – 3.8)	14	0.0007 (0.0005 – 0.0017)
4a	6	0.41 (0.31 – 0.55)	8	0.0005 (0.0003 – 0.0013)
4b	NA	NA	3	0.0012 (0.0005 – 0.0018)
4d	3	0.17 (0.13 – 0.25)	7	0.0014 (0.0010 – 0.0018)
5a	1	0.12	1	0.0011
6a	NA	NA	3	0.0007 (0.0006 – 0.0010)
6e	NA	NA	1	0.0008
6p	NA	NA	1	0.0005

NA = not available

Resistance

In cell culture

Amino acid substitutions in NS3 or NS5A selected in cell culture or important for the inhibitor class were phenotypically characterised in replicons.

Substitutions important for the HCV protease inhibitor class at positions 36, 43, 54, 55, 56, 155, 166, or 170 in NS3 had no impact on glecaprevir activity. Substitutions at amino acid position 168 in NS3 had no impact in genotype 2, while some substitutions at position 168 reduced glecaprevir susceptibility by up to 55-fold (genotypes 1, 3, 4), or reduced susceptibility by > 100-fold (genotype 6). Some substitutions at position 156 reduced susceptibility to glecaprevir (genotypes 1 to 4) by > 100-fold. Substitutions at amino acid position 80 did not reduce susceptibility to glecaprevir except for Q80R in genotype 3a, which reduced susceptibility to glecaprevir by 21-fold.

Single substitutions important for the NS5A inhibitor class at positions 24, 28, 30, 31, 58, 92, or 93 in NS5A in genotypes 1 to 6 had no impact on the activity of pibrentasvir. Specifically in genotype 3a, A30K or Y93H had no impact on pibrentasvir activity. Some combinations of substitutions in genotypes 1a and 3a (including A30K+Y93H in genotype 3a) showed reductions in susceptibility to pibrentasvir. In genotype 3b replicon, the presence of naturally occurring polymorphisms K30 and M31 in NS5A reduced susceptibility to pibrentasvir by 24-fold relative to the activity of pibrentasvir in genotype 3a replicon.

In clinical studies

Studies in treatment-naïve and peginterferon (pegIFN), ribavirin (RBV) and/or sofosbuvir treatment-experienced adult subjects with or without cirrhosis

Twenty-two of the approximately 2 300 subjects treated with Maviret for 8, 12, or 16 weeks in registrational Phase 2 and 3 clinical studies experienced virologic failure (2 with genotype 1, 2 with genotype 2, 18 with genotype 3 infection).

Among the 2 genotype 1-infected subjects who experienced virologic failure, one had treatment-emergent substitutions A156V in NS3 and Q30R/L31M/H58D in NS5A, and one had Q30R/H58D (while Y93N was present at baseline and post-treatment) in NS5A.

Among the 2 genotype 2-infected subjects, no treatment-emergent substitutions were observed in NS3 or NS5A (the M31 polymorphism in NS5A was present at baseline and post-treatment in both subjects).

Among the 18 genotype 3-infected subjects treated with Maviret for 8, 12, or 16 weeks who experienced virologic failure, treatment-emergent NS3 substitutions Y56H/N, Q80K/R, A156G, or Q168L/R were observed in 11 subjects. A166S or Q168R were present at baseline and post-treatment in 5 subjects. Treatment-emergent NS5A substitutions M28G, A30G/K, L31F, P58T, or Y93H were observed in 16 subjects, and 13 subjects had A30K (n=9) or Y93H (n=5) at baseline and post-treatment.

Studies in adult subjects with or without compensated cirrhosis who were treatment-experienced to NS3/4A protease and/or NS5A inhibitors

Ten of 113 subjects treated with Maviret in the MAGELLAN-1 study for 12 or 16 weeks experienced virologic failure. Among the 10 genotype 1-infected subjects with virologic failure, treatment-emergent NS3 substitutions V36A/M, R155K/T, A156G/T/V, or D168A/T were observed in 7 subjects. Five of the 10 had combinations of V36M, Y56H, R155K/T, or D168A/E in NS3 at baseline and post-treatment. All of the genotype 1-infected virologic failure subjects had one or more NS5A substitutions L/M28M/T/V, Q30E/G/H/K/L/R, L31M, P32 deletion, H58C/D, or Y93H at baseline, with additional treatment-emergent NS5A substitutions M28A/G, P29Q/R, Q30K, H58D, or Y93H observed in 7 of the subjects at the time of failure.

Thirteen of the 177 subjects with chronic HCV GT1 infection (all virologic failures had GT1a infection) who were treatment-experienced with NS5A inhibitor + SOF treated with Maviret in study B16-439 for 12 weeks (9 out of 13) or 16 weeks (4 out of 13) experienced virologic failure. Among the 13 virologic failures, treatment-emergent NS3 substitutions were observed in 4 subjects at the time of failure: A156V (n = 2) or R155W + A156G (n = 2); 3 of these 4 subjects also had Q80K at baseline and at the time of failure. Twelve of 13 virologic failures had one or more NS5A polymorphisms detected at signature amino acid positions (M28V/T, Q30E/H/N/R, L31M/V, H58D, E62D/Q, or Y93H/N) at baseline, and 10 of 13 developed additional NS5A substitutions (M28A/S/T (n = 3), Q30N (n = 1), L31M/V (n = 2), P32del (n = 1), H58D (n = 4), E62D (n = 1)) at time of treatment failure.

Effect of baseline HCV amino acid polymorphisms on treatment response

A pooled analysis of treatment-naïve and pegylated interferon, ribavirin and/or sofosbuvir treatment-experienced adult subjects receiving Maviret in the Phase 2 and Phase 3 clinical studies was conducted to explore the association between baseline polymorphisms and treatment outcome and to describe substitutions seen upon virologic failure. Baseline polymorphisms relative to a subtype-specific reference sequence at amino acid positions 155, 156, and 168 in NS3, and 24, 28, 30, 31, 58, 92, and 93 in NS5A were evaluated at a 15% detection threshold by next-generation sequencing. Baseline polymorphisms in NS3 were detected in 1.1% (9/845), 0.8% (3/398), 1.6% (10/613), 1.2% (2/164), 41.9% (13/31), and 2.9% (1/34) of subjects with HCV genotype 1, 2, 3, 4, 5, and 6 infection,

respectively. Baseline polymorphisms in NS5A were detected in 26.8% (225/841), 79.8% (331/415), 22.1% (136/615), 49.7% (80/161), 12.9% (4/31), and 54.1% (20/37) of subjects with HCV genotype 1, 2, 3, 4, 5, and 6 infection, respectively.

Genotype 1, 2, 4, 5, and 6: Baseline polymorphisms in genotypes 1, 2, 4, 5 and 6 had no impact on treatment outcome.

Genotype 3: For subjects who received the recommended regimen (n=313), baseline polymorphisms in NS5A (Y93H included) or NS3 did not have a relevant impact on treatment outcomes. All subjects (15/15) with Y93H and 77% (17/22) with A30K in NS5A at baseline achieved SVR12. The overall prevalence of A30K and Y93H at baseline was 7.0% and 4.8%, respectively. The ability to assess the impact of baseline polymorphisms in NS5A was limited among treatment-naïve subjects with cirrhosis and treatment-experienced subjects due to low prevalence of A30K (3.0%, 4/132) or Y93H (3.8%, 5/132).

Cross-resistance

In vitro data indicate that the majority of the resistance-associated substitutions in NS5A at amino acid positions 24, 28, 30, 31, 58, 92, or 93 that confer resistance to ombitasvir, daclatasvir, ledipasvir, elbasvir, or velpatasvir remained susceptible to pibrentasvir. Some combinations of NS5A substitutions at these positions showed reductions in susceptibility to pibrentasvir. Glecaprevir was fully active against resistance-associated substitutions in NS5A, while pibrentasvir was fully active against resistance-associated substitutions in NS3. Both glecaprevir and pibrentasvir were fully active against substitutions associated with resistance to NS5B nucleotide and non-nucleotide inhibitors.

Clinical efficacy and safety

Table 7 summarizes clinical studies conducted with Maviret in adult and adolescent subjects with HCV genotype 1, 2, 3, 4, 5 or 6 infection.

Table 7: Clinical studies conducted with Maviret in subjects with HCV genotype 1, 2, 3, 4, 5 or 6 Infection

Genotype (GT)	Clinical study	Summary of study design
TN and PRS-TE subjects without cirrhosis		
GT1	ENDURANCE-1 ^a	Maviret for 8 weeks (n=351) or 12 weeks (n=352)
	SURVEYOR-1	Maviret for 8 weeks (n=34)
GT2	ENDURANCE-2	Maviret (n=202) or Placebo (n=100) for 12 weeks
	SURVEYOR-2 ^b	Maviret for 8 weeks (n=199) or 12 weeks (n=25)
GT3	ENDURANCE-3	Maviret for 8 weeks (n=157) or 12 weeks (n=233) Sofosbuvir + daclatasvir for 12 weeks (n=115)
	SURVEYOR-2	Maviret for 8 weeks (TN only, n=29) or 12 weeks (n=76) or 16 weeks (TE only, n=22)
GT4, 5, 6	ENDURANCE-4	Maviret for 12 weeks (n=121)
	ENDURANCE-5,6	Maviret for 8 weeks (n=75)
	SURVEYOR-1	Maviret for 12 weeks (n=32)
	SURVEYOR-2 ^c	Maviret for 8 weeks (n=58)
GT1-6	VOYAGE-1 ^f	Maviret for 8 weeks (GT1, 2, 4, 5, and 6 and GT3 TN) (n=356) or 16 weeks (GT3 TE only) (n=6)
TN and PRS-TE subjects with cirrhosis		
GT1, 2, 4, 5, 6	EXPEDITION-1	Maviret for 12 weeks (n=146)
GT3	SURVEYOR-2 ^d	Maviret for 12 weeks (TN only, n=64) or 16 weeks (TE only, n=51)

GT5, 6	ENDURANCE-5,6	Maviret for 12 weeks (n=9)
GT1-6	VOYAGE-2 ^f	Maviret for 12 weeks (GT1, 2, 4, 5, and 6 and GT3 TN) (n=157) or 16 weeks (GT3 TE only) (n=3)
GT1-6	EXPEDITION-8	Maviret for 8 weeks (n=343) (TN only)
Subjects with CKD stage 3b, 4 and 5 with or without cirrhosis		
GT1-6	EXPEDITION-4	Maviret for 12 weeks (n=104)
GT1-6	EXPEDITION-5	Maviret for 8 weeks (n=84) or 12 weeks (n=13) or 16 weeks (n=4)
NS5A inhibitor and/or PI-experienced subjects with or without cirrhosis		
GT1, 4	MAGELLAN-1 ^e	Maviret for 12 weeks (n=66) or 16 weeks (n=47)
GT1	B16-439	Maviret for 12 weeks (n=78) or 16 weeks (n=78) or Maviret + RBV for 12 weeks (n=21) ^g
HCV/HIV-1 co-infected subjects with or without cirrhosis		
GT1-6	EXPEDITION-2	Maviret for 8 weeks (n=137) or 12 weeks (n=16)
Liver or kidney transplant recipients		
GT1-6	MAGELLAN-2	Maviret for 12 weeks (n=100)
Adolescent subjects (12 to < 18 years)		
GT1-6	DORA (Part 1) ^a	Maviret for 8 weeks (n=44) or 16 weeks (n=3)

TN=treatment-naïve, PRS-TE=treatment-experienced (includes previous treatment that included pegIFN (or IFN), and/or RBV and/or sofosbuvir), PI=Protease Inhibitor, CKD=chronic kidney disease
a. ENDURANCE-1 included 33 subjects co-infected with HIV-1. DORA included 2 subjects coinfecting with HIV-1.

b. GT2 from SURVEYOR-2 Parts 1 and 2 - Maviret for 8 weeks (n=54) or 12 weeks (n=25); GT2 from SURVEYOR-2 Part 4 - Maviret for 8 weeks (n=145).

c. GT3 without cirrhosis from SURVEYOR-2 Parts 1 and 2 - Maviret for 8 weeks (n=29) or 12 weeks (n=54); GT3 without cirrhosis from SURVEYOR-2 Part 3 - Maviret for 12 weeks (n=22) or 16 weeks (n=22).

d. GT3 with cirrhosis from SURVEYOR-2 Part 2 - Maviret for 12 weeks (n=24) or 16 weeks (n=4); GT3 with cirrhosis from SURVEYOR-2 Part 3 - Maviret for 12 weeks (n=40) or 16 weeks (n=47).

e. GT1, 4 from MAGELLAN-1 Part 1 - Maviret for 12 weeks (n=22); GT1, 4 from MAGELLAN-1 Part 2 - Maviret for 12 weeks (n=44) or 16 weeks (n=47).

f. VOYAGE-1 and VOYAGE-2 were Asian regional studies.

g. Maviret is not recommended for the re-treatment of patients with prior exposure to NS3/4A- and/or NS5A inhibitors (see section 4.4).

Serum HCV RNA values were measured during the clinical studies using the Roche COBAS AmpliPrep/COBAS Taqman HCV test (version 2.0) with a lower limit of quantification (LLOQ) of 15 IU/mL (except for SURVEYOR-1 and SURVEYOR-2 which used the Roche COBAS TaqMan real-time reverse transcriptase-PCR (RT-PCR) assay v. 2.0 with an LLOQ of 25 IU/mL). Sustained virologic response (SVR12), defined as HCV RNA less than LLOQ at 12 weeks after the cessation of treatment, was the primary endpoint in all the studies to determine the HCV cure rate.

Clinical studies in treatment-naïve or treatment-experienced subjects with or without cirrhosis

Of the 2 409 adult subjects with compensated liver disease (with or without cirrhosis) treated who were treatment-naïve or treatment-experienced to combinations of peginterferon, ribavirin and/or sofosbuvir, the median age was 53 years (range: 19 to 88); 73.3% were treatment-naïve, 26.7% were treatment-experienced to a combination containing either sofosbuvir, ribavirin and/or peginterferon; 40.3% were HCV genotype 1; 19.8% were HCV genotype 2; 27.8% were HCV genotype 3; 8.1% were HCV genotype 4; 3.4% were HCV genotype 5-6; 13.1% were ≥ 65 years; 56.6% were male; 6.2% were Black; 12.3% had cirrhosis; 4.3% had severe renal impairment or end stage renal disease; 20.0% had a body mass index of at least 30 kg per m²; 7.7% had HIV-1 coinfection and the median baseline HCV RNA level was 6.2 log₁₀ IU/mL.

Table 8: SVR12 in adult subjects treatment-naïve and treatment-experienced^a to peginterferon, ribavirin and/or sofosbuvir with genotype 1, 2, 4, 5 and 6 infection who received the recommended duration (pooled data from ENDURANCE-1^b, SURVEYOR-1, -2, and EXPEDITION-1, 2^b, -4 and 8)

	Genotype 1	Genotype 2	Genotype 4	Genotype 5	Genotype 6
SVR12 in subjects without cirrhosis					
8 weeks	99.2% (470/474)	98.1% (202/206)	95.2% (59/62)	100% (2/2)	92.3% (12/13)
Outcome for subjects without SVR12					
On-treatment VF	0.2% (1/474)	0% (0/206)	0% (0/62)	0% (0/2)	0% (0/13)
Relapse ^c	0% (0/471)	1.0% (2/204)	0% (0/61)	0% (0/2)	0% (0/13)
Other ^d	0.6% (3/474)	1.0% (2/206)	4.8% (3/62)	0% (0/2)	7.7% (1/13)
SVR12 in subjects with cirrhosis					
8 weeks	97.8% (226/231)	100% (26/26)	100% (13/13)	100% (1/1)	100% (9/9)
12 weeks	96.8% (30/31)	90.0% (9/10)	100% (8/8)	---	100% (1/1)
Outcome for subjects without SVR12					
On-treatment VF	0% (0/262)	0% (0/36)	0% (0/21)	0% (0/1)	0% (0/10)
Relapse ^c	0.4% (1/256)	0% (0/35)	0% (0/20)	0% (0/1)	0% (0/10)
Other ^d	1.9% (5/262)	2.8% (1/36)	0% (0/21)	0% (0/1)	0% (0/10)

VF=virologic failure

a. Percent of subjects with prior treatment-experience to PRS is 26%, 14%, 24%, 0%, and 13% for genotypes 1, 2, 4, 5, and 6, respectively. None of the GT5 subjects were TE-PRS, and 3 GT6 subjects were TE-PRS.

b. Includes a total of 154 subjects coinfecting with HIV-1 in ENDURANCE-1 and EXPEDITION-2 who received the recommended duration.

c. Relapse is defined as HCV RNA \geq LLOQ after end-of-treatment response among those who completed treatment.

d. Includes subjects who discontinued due to adverse event, lost to follow-up, or subject withdrawal.

Of the genotype 1-, 2-, 4-, 5-, or 6 infected subjects with end stage renal disease enrolled in EXPEDITION-4, 97.8% (91/93) achieved SVR12 with no virologic failures.

Clinical study in subjects with genotype 5 or 6 infection

ENDURANCE-5,6 was an open-label study in 84 HCV GT5 (N=23) or 6 infected (N=61) TN or TE-PRS adult subjects. Subjects without cirrhosis received Maviret for 8 weeks, and subjects with compensated cirrhosis received Maviret for 12 weeks. Of the 84 subjects treated, the median age was 59 years (range 24-79); 27% had HCV genotype 5, 73% had HCV genotype 6; 54% were female, 30% were White, 68% were Asian; 90% were HCV TN; 11% had compensated cirrhosis.

The overall SVR12 rate was 97.6% (82/84). The SVR12 rate was 95.7% (22/23) for GT5-infected subjects and 98.4% (60/61) for GT6-infected subjects. One TN GT5-infected subject without cirrhosis experienced relapse, and one TN GT6-infected subject with compensated cirrhosis experienced on-treatment virologic failure.

Subjects with genotype 1, 2, 4, 5, or 6 infection with cirrhosis who received 8 weeks of Maviret
The safety and efficacy of Maviret given for 8 weeks in GT 1, 2, 4, 5 or 6 treatment-naïve adult subjects with compensated cirrhosis was evaluated in a single-arm, open-label study (EXPEDITION-8).

Of the 280 subjects treated, the median age was 60 years (range: 34 to 88); 81.8% had HCV genotype 1, 10% had HCV genotype 2, 4.6% had HCV genotype 4, 0.4% had HCV genotype 5; 3.2% had HCV genotype 6; 60% were male; 9.6% were Black.

The overall SVR12 rate was 98.2% (275/280). There were no virologic failures.

Subjects with genotype 3 infection

The efficacy of Maviret in subjects who were treatment-naïve or treatment-experienced to combinations of peginterferon, ribavirin and/or sofosbuvir with genotype 3 chronic hepatitis C infection was demonstrated in the ENDURANCE-3 (treatment-naïve adults without cirrhosis), EXPEDITION-8 (treatment-naïve adults with cirrhosis), and SURVEYOR-2 Part 3 (adults with and without cirrhosis and/or treatment-experienced) clinical studies.

ENDURANCE-3 was a partially-randomised, open-label, active-controlled study in treatment-naïve genotype 3-infected subjects. Subjects were randomised (2:1) to either Maviret for 12 weeks or the combination of sofosbuvir and daclatasvir for 12 weeks; subsequently the study included a third arm (which was non-randomised) with Maviret for 8 weeks. EXPEDITION-8 was a single-arm, open-label study in treatment-naïve subjects with compensated cirrhosis and genotype 1, 2, 3, 4, 5 or 6 infection who received Maviret for 8 weeks. SURVEYOR-2 Part 3 was an open-label study that evaluated the efficacy of Maviret in treatment-experienced genotype 3-infected subjects without cirrhosis and with compensated cirrhosis for 16-weeks. Among treatment-experienced subjects, 46% (42/91) failed a previous regimen containing sofosbuvir.

Table 9: SVR12 in treatment-naïve, genotype 3-infected subjects without cirrhosis (ENDURANCE-3)

SVR	Maviret 8 weeks N=157	Maviret 12 weeks N=233	SOF+DCV 12 weeks N=115
	94.9% (149/157)	95.3% (222/233)	96.5% (111/115)
		Treatment difference -1.2%; 95% confidence interval (-5.6% to 3.1%)	
	Treatment difference -0.4%; 97.5% confidence interval (-5.4% to 4.6%)		
Outcome for subjects without SVR12			
On-treatment VF	0.6% (1/157)	0.4% (1/233)	0% (0/115)
Relapse ^a	3.3% (5/150)	1.4% (3/222)	0.9% (1/114)
Other ^b	1.3% (2/157)	3.0% (7/233)	2.6% (3/115)

a. Relapse is defined as HCV RNA \geq LLOQ after end-of-treatment response among those who completed treatment.

b. Includes subjects who discontinued due to adverse event, lost to follow-up, or subject withdrawal.

In a pooled analysis of treatment-naïve adult patients without cirrhosis (including Phase 2 and 3 data) where SVR12 was assessed according to the presence of baseline A30K, a numerically lower SVR12 rate was achieved in patients with A30K treated for 8 weeks as compared to those treated for 12 weeks [78% (14/18) vs 93% (13/14)].

Table 10: SVR12 in genotype 3-infected subjects with or without cirrhosis (SURVEYOR-2 Part 3 and EXPEDITION-8)

	Treatment-naïve with cirrhosis	Treatment-naïve with cirrhosis	Treatment-experienced with or without cirrhosis
	Maviret 8 weeks (N=63)	Maviret 12 weeks (N=40)	Maviret 16 weeks (N=69)
SVR	95.2% (60/63)	97.5% (39/40)	95.7% (66/69)
Outcome for subjects without SVR12			
On-treatment VF	0% (0/63)	0% (0/40)	1.4% (1/69)
Relapse ^a	1.6% (1/62)	0% (0/39)	2.9% (2/68)
Other ^b	3.2% (2/63)	2.5% (1/40)	0% (0/69)
SVR by cirrhosis status			
No Cirrhosis	NA	NA	95.5% (21/22)
Cirrhosis	95.2% (60/63)	97.5% (39/40)	95.7% (45/47)

a. Relapse is defined as HCV RNA \geq LLOQ after end-of-treatment response among those who completed treatment.

b. Includes subjects who discontinued due to adverse event, lost to follow-up, or subject withdrawal.

Of the genotype 3-infected subjects with end stage renal disease enrolled in EXPEDITION-4, 100% (11/11) achieved SVR12.

Subjects with genotype 3b infection

GT3b is a subtype reported in a relatively small number of HCV infected patients in China and a few countries in South and Southeast Asia, but rarely outside of this region. Studies VOYAGE-1 and VOYAGE-2 were conducted in China, Singapore, and South Korea in HCV genotype 1-6 adult subjects without cirrhosis (VOYAGE-1) or with compensated cirrhosis (VOYAGE-2) that were treatment-naïve (TN) or treatment-experienced to combinations of interferon, peg interferon, ribavirin and/or sofosbuvir (TE-PRS). All subjects without cirrhosis or with compensated cirrhosis received 8 or 12 weeks of Maviret, respectively, except GT3 TE-PRS subjects who received 16 weeks of Maviret. The overall SVR12 rates were 97.2% (352/362) and 99.4% (159/160) in VOYAGE-1 and VOYAGE-2, respectively.

Among GT3b subjects without cirrhosis, a numerically lower SVR12 rate of 58.3% (7/12) [62.5% (5/8) for TN subjects and 50% (2/4) for TE-PRS subjects] was observed compared to GT3a subjects without cirrhosis (92.9% (13/14)). Three GT3b TN subjects experienced relapse and two GT3b TE-PRS subjects experienced on-treatment virologic failure. Among subjects with compensated cirrhosis, the overall SVR12 rate for GT3b infected subjects was 87.5% (7/8) [85.7% (6/7) for TN subjects and 100% (1/1) for TE-PRS subjects] and 100% (6/6) for GT3a infected subjects. One GT3b TN subject experienced relapse.

Overall SVR12 rate from the clinical studies in treatment-naïve or treatment-experienced adult subjects with or without cirrhosis

In subjects who are treatment-naïve (TN) or treatment-experienced to combinations of interferon, peginterferon, ribavirin and/or sofosbuvir (TE-PRS) who received the recommended duration, 97.5% (1 395/1 431) achieved SVR12 overall, while 0.2% (3/1 431) experienced on-treatment virologic failure and 0.9% (12/1 407) experienced post-treatment relapse.

In TN or TE-PRS subjects with compensated cirrhosis who received the recommended duration, 97.1% (431/444) achieved SVR12 (among which 97.7% [335/343] of TN subjects achieved SVR12), while 0.2% (1/444) experienced on-treatment virologic failure and 0.9% (4/434) experienced post-treatment relapse.

In TN subjects without cirrhosis who received the recommended duration of 8 weeks, 97.5% (749/768) achieved SVR12, while 0.1% (1/768) experienced on-treatment virologic failure and 0.7% (5/755) experienced post-treatment relapse.

In TE-PRS subjects without cirrhosis who received the recommended duration, 98.2% (215/219) achieved SVR12, while 0.5% (1/219) experienced on-treatment virologic failure and 1.4% (3/218) experienced post-treatment relapse.

The presence of HIV-1 coinfection did not impact efficacy. The SVR12 rate in TN or TE-PRS HCV/HIV-1 co-infected subjects treated for 8 or 12 weeks (without cirrhosis and with compensated cirrhosis, respectively) was 98.2% (165/168) from ENDURANCE-1 and EXPEDITION-2. One subject experienced on-treatment virologic failure (0.6%, 1/168) and no subjects relapsed (0%, 0/166).

Clinical study in liver or kidney transplant recipients

MAGELLAN-2 was a single-arm, open-label study in 100 post-liver or -kidney transplant HCV GT1-6 infected adult subjects without cirrhosis who received Maviret for 12 weeks. The study included subjects who were HCV treatment-naïve or treatment-experienced to combinations of (peg) interferon, ribavirin, and/or sofosbuvir, with the exception of GT3-infected subjects who were all treatment-naïve.

Of the 100 subjects treated, the median age was 60 years (range: 39 to 78); 57% had HCV genotype 1, 13% had HCV genotype 2, 24% had HCV genotype 3, 4% had HCV genotype 4, 2% had HCV genotype 6; 75% were male; 8% were Black; 66% were HCV treatment-naïve; none had cirrhosis and 80% had a baseline fibrosis state of F0 or F1; 80% of subjects were post-liver transplant and 20% were post-kidney transplant. Immunosuppressants allowed for co-administration were ciclosporin \leq 100 mg/day, tacrolimus, sirolimus, everolimus, azathioprine, mycophenolic acid, prednisone, and prednisolone.

The overall SVR12 rate in post-transplant subjects was 98.0% (98/100). There was one relapse and no on-treatment virologic failure.

Clinical study in renally impaired subjects

EXPEDITION-5 was an open-label study in 101 HCV GT1-6 infected adult subjects without cirrhosis or with compensated cirrhosis and chronic kidney disease (CKD) stage 3b, 4, or 5. Subjects were either treatment-naïve or treatment-experienced to combinations of (peg) interferon, ribavirin, and/or sofosbuvir and received Maviret for 8, 12, or 16 weeks per approved treatment durations.

Of the 101 subjects treated, the median age was 58 years (range 32-87); 53% had HCV genotype 1; 27% had HCV genotype 2; 15% had HCV genotype 3; 4% had HCV genotype 4; 59% were male; 73% were White; 80% were HCV treatment-naïve; 13% had cirrhosis and 65% had a baseline fibrosis state of F0 or F1; 7% were CKD stage 3b; 17% were CKD Stage 4, and 76% were CKD Stage 5 (all receiving dialysis); 84 subjects received 8 weeks of treatment, 13 subjects received 12 weeks of treatment, and 4 subjects received 16 weeks of treatment.

The overall SVR12 rate was 97% (98/101). There were no virologic failures.

Durability of sustained virologic response

In a long-term follow-up study (M13-576), 99.5% (374/376) of adult subjects who had achieved SVR12 in prior clinical studies of Maviret maintained SVR up to their last follow-up visit (median duration of follow-up: 35.5 months): 100%, 99.6%, and 95.8% of subjects who had received 8, 12, and 16 weeks of Maviret therapy, respectively. Among the 2 subjects who did not maintain SVR, 1 experienced a late relapse 390 days after Maviret therapy, and the other subject experienced re-infection with a different HCV genotype.

Elderly

Clinical studies of Maviret included 328 patients aged 65 and over (13.8% of the total number of subjects). The response rates observed for patients ≥ 65 years of age were similar to that of patients < 65 years of age, across treatment groups.

Paediatric population

DORA (Part 1) was an open-label study to evaluate safety and efficacy in adolescents aged 12 years to less than 18 years who received Maviret 300 mg/120 mg (three 100 mg/40 mg film-coated tablets) for 8 or 16 weeks. 47 subjects were enrolled in DORA (Part 1). The median age was 14 years (range: 12 to 17); 79% had HCV genotype 1, 6% had HCV genotype 2, 9% had HCV genotype 3, 6% had HCV genotype 4; 55% were female; 11% were Black; 77% were HCV treatment-naïve; 23% were treatment-experienced to interferon; 4% had HIV-coinfection; none had cirrhosis; the mean weight was 59 kg (range: 32 to 109).

The overall SVR12 rate was 100% (47/47). No subject experienced virologic failure.

Refer to the Summary of Product Characteristics for Maviret granules for clinical study data from DORA Part 2 which evaluated the safety and efficacy of weight-based dosing of Maviret granules for 8, 12 or 16 weeks in 80 children aged 3 years to less than 12 years.

5.2 Pharmacokinetic properties

The pharmacokinetic properties of the components of Maviret are provided in Table 11.

Table 11: Pharmacokinetic properties of the components of Maviret in healthy adult subjects

	Glecaprevir	Pibrentasvir
Absorption		
T _{max} (h) ^a	5.0	5.0
Effect of meal (relative to fasting) ^b	↑ 83-163%	↑ 40-53%
Distribution		
% Bound to human plasma proteins	97.5	> 99.9
Blood-to-plasma ratio	0.57	0.62
Biotransformation		
Biotransformation	secondary	none
Elimination		
Major route of elimination	Biliary excretion	Biliary excretion
t _{1/2} (h) at steady-state	6 - 9	23 - 29
% of dose excreted in urine ^c	0.7	0
% of dose excreted in faeces ^c	92.1 ^d	96.6
Transport		
Substrate of transporter	P-gp, BCRP, and OATP1B1/3	P-gp and not excluded BCRP

a. Median T_{max} following single doses of glecaprevir and pibrentasvir in healthy subjects.

b. Mean systemic exposure with moderate to high fat meals.

c. Single dose administration of [14C]glecaprevir or [14C]pibrentasvir in mass balance studies.

d. Oxidative metabolites or their byproducts accounted for 26% of radioactive dose. No glecaprevir metabolites were observed in plasma.

In patients with chronic hepatitis C infection without cirrhosis, following 3 days of monotherapy with either glecaprevir 300 mg per day (N=6) or pibrentasvir 120 mg per day (N=8) alone, geometric mean AUC₂₄ values were 13 600 ng•h/mL for glecaprevir and 459 ng•h/mL for pibrentasvir. Estimation of the pharmacokinetic parameters using population pharmacokinetic models has inherent uncertainty

due to dose non-linearity and cross interaction between glecaprevir and pibrentasvir. Based on population pharmacokinetic models for Maviret in chronic hepatitis C patients, steady-state AUC₂₄ values for glecaprevir and pibrentasvir were 4 800 and 1 430 ng•h/mL in subjects without cirrhosis (N=1 804), and 10 500 and 1 530 ng•h/mL in subjects with cirrhosis (N=280), respectively. Relative to healthy subjects (N=230), population estimates of AUC_{24, ss} were similar (10% difference) for glecaprevir and 34% lower for pibrentasvir in HCV-infected patients without cirrhosis.

Linearity/non-linearity

Glecaprevir AUC increased in a greater than dose-proportional manner (1 200 mg QD had 516-fold higher exposure than 200 mg QD) which may be related to saturation of uptake and efflux transporters.

Pibrentasvir AUC increased in a greater than dose-proportional manner at doses up to 120 mg, (over 10-fold exposure increase at 120 mg QD compared to 30 mg QD), but exhibited linear pharmacokinetics at doses \geq 120 mg. The non-linear exposure increase $<$ 120 mg may be related to saturation of efflux transporters.

Pibrentasvir bioavailability when coadministered with glecaprevir is 3-fold of pibrentasvir alone. Glecaprevir is affected to a lower extent by co-administration with pibrentasvir.

Pharmacokinetics in special populations

Race/ethnicity

No dose adjustment of Maviret is required based on race or ethnicity.

Gender/weight

No dose adjustment of Maviret is required based on gender or body weight \geq 45 kg.

Elderly

No dose adjustment of Maviret is required in elderly patients. Population pharmacokinetic analysis in HCV-infected subjects showed that within the age range (12 to 88 years) analysed, age did not have a clinically relevant effect on the exposure to glecaprevir or pibrentasvir.

Paediatric population

No dose adjustment of Maviret is required in children 12 years and older or weighing at least 45 kg. Exposures of glecaprevir and pibrentasvir in adolescents aged 12 to $<$ 18 years were comparable to those in adults from Phase 2/3 studies.

Maviret is available as a granule formulation for children 3 years to less than 12 years of age and weighing 12 kg to less than 45 kg and is dosed based on body weight. Children weighing 45 kg or more should use the tablet formulation. Because the formulations have different pharmacokinetic profiles, the tablets and the coated granules are not interchangeable.

The pharmacokinetics of glecaprevir and pibrentasvir have not been established in children $<$ 3 years of age or weighing under 12 kg.

Renal impairment

Glecaprevir and pibrentasvir AUC were increased \leq 56% in non-HCV infected subjects with mild, moderate, severe, or end stage renal impairment not on dialysis compared to subjects with normal renal function. Glecaprevir and pibrentasvir AUC were similar with and without dialysis (\leq 18% difference) in dialysis-dependent non-HCV infected subjects. In population pharmacokinetic analysis of HCV-infected subjects, 86% higher glecaprevir and 54% higher pibrentasvir AUC were observed for subjects with end stage renal disease, with or without dialysis, compared to subjects with normal renal function. Larger increases may be expected when unbound concentration is considered.

Overall, the changes in exposures of Maviret in HCV-infected subjects with renal impairment with or without dialysis were not clinically significant.

Hepatic impairment

At the clinical dose, compared to non-HCV infected subjects with normal hepatic function, glecaprevir AUC was 33% higher in Child-Pugh A subjects, 100% higher in Child-Pugh B subjects, and increased to 11-fold in Child-Pugh C subjects. Pibrentasvir AUC was similar in Child-Pugh A subjects, 26% higher in Child-Pugh B subjects, and 114% higher in Child-Pugh C subjects. Larger increases may be expected when unbound concentration is considered.

Population pharmacokinetic analysis demonstrated that following administration of Maviret in HCV-infected subjects with compensated cirrhosis, exposure of glecaprevir was approximately 2-fold and pibrentasvir exposure was similar to non-cirrhotic HCV-infected subjects. The mechanism for the differences between glecaprevir exposure in chronic Hepatitis C patients with or without cirrhosis is unknown.

5.3 Preclinical safety data

Glecaprevir and pibrentasvir were not genotoxic in a battery of *in vitro* or *in vivo* assays, including bacterial mutagenicity, chromosome aberration using human peripheral blood lymphocytes and *in vivo* rodent micronucleus assays. Carcinogenicity studies with glecaprevir and pibrentasvir have not been conducted.

No effects on mating, female or male fertility, or early embryonic development were observed in rodents at up to the highest dose tested. Systemic exposures (AUC) to glecaprevir and pibrentasvir were approximately 63 and 102 times higher, respectively, than the exposure in humans at the recommended dose.

In animal reproduction studies, no adverse developmental effects were observed when the components of Maviret were administered separately during organogenesis at exposures up to 53 times (rats; glecaprevir) or 51 and 1.5 times (mice and rabbits, respectively; pibrentasvir) the human exposures at the recommended dose of Maviret. Maternal toxicity (anorexia, lower body weight, and lower body weight gain) with some embryofoetal toxicity (increase in post-implantation loss and number of resorptions and a decrease in mean foetal body weight), precluded the ability to evaluate glecaprevir in the rabbit at clinical exposures. There were no developmental effects with either compound in rodent peri/postnatal developmental studies in which maternal systemic exposures (AUC) to glecaprevir and pibrentasvir were approximately 47 and 74 times, respectively, the exposure in humans at the recommended dose. Unchanged glecaprevir was the main component observed in the milk of lactating rats without effect on nursing pups. Pibrentasvir was the only component observed in the milk of lactating rats without effect on nursing pups.

6. PHARMACEUTICAL PARTICULARS

6.1 List of excipients

Tablet core

Copovidone (Type K 28)
Vitamin E (tocopherol) polyethylene glycol succinate
Silica, colloidal anhydrous
Propylene glycol monocaprylate (Type II)
Croscarmellose sodium
Sodium stearyl fumarate

Film coating

Hypromellose 2910 (E464)
Lactose monohydrate
Titanium dioxide
Macrogol 3350
Iron oxide red (E172)

6.2 Incompatibilities

Not applicable.

6.3 Shelf life

3 years.

6.4 Special precautions for storage

This medicinal product does not require any special storage conditions.

6.5 Nature and contents of container

PVC/PE/PCTFE aluminium foil blister packs.
Pack containing 84 (4 cartons of 21 tablets) film-coated tablets.

6.6 Special precautions for disposal

Any unused medicinal product or waste material should be disposed of in accordance with local requirements.

7. MARKETING AUTHORISATION HOLDER

AbbVie Deutschland GmbH & Co. KG
Knollstrasse
67061 Ludwigshafen
Germany

8. MARKETING AUTHORISATION NUMBER

EU/1/17/1213/001

9. DATE OF FIRST AUTHORISATION/RENEWAL OF THE AUTHORISATION

Date of first authorisation: 26 July 2017
Date of latest renewal: 22 March 2022

10. DATE OF REVISION OF THE TEXT

Detailed information on this product is available on the website of the European Medicines Agency
<http://www.ema.europa.eu>

1. NAME OF THE MEDICINAL PRODUCT

Maviret 50 mg/20 mg coated granules in sachet

2. QUALITATIVE AND QUANTITATIVE COMPOSITION

Each sachet contains 50 mg glecaprevir and 20 mg pibrentasvir.

Excipient with known effect

Each sachet of coated granules contains 26 mg of lactose (as monohydrate) and 4 mg propylene glycol.

For the full list of excipients, see section 6.1.

3. PHARMACEUTICAL FORM

Coated granules

Pink and yellow granules.

4. CLINICAL PARTICULARS

4.1 Therapeutic indications

Maviret coated granules is indicated for the treatment of chronic hepatitis C virus (HCV) infection in children 3 years and older (see sections 4.2, 4.4. and 5.1).

4.2 Posology and method of administration

Maviret treatment should be initiated and monitored by a physician experienced in the management of patients with HCV infection.

Posology

Children aged 3 years to less than 12 years and weighing 12 kg to less than 45 kg

The recommended Maviret treatment durations for HCV genotype 1, 2, 3, 4, 5, or 6 infected patients with compensated liver disease (with or without cirrhosis) are provided in Table 1 and Table 2. The number of sachets and dose based on body weight for children are shown in Table 3. The sachets should be taken together, with food once daily.

Table 1: Recommended Maviret treatment duration for patients without prior HCV therapy

Genotype	Recommended treatment duration	
	No cirrhosis	Cirrhosis
GT 1, 2, 3, 4, 5, 6	8 weeks	8 weeks

Table 2: Recommended Maviret treatment duration for patients who failed prior therapy with peg-IFN + ribavirin +/- sofosbuvir, or sofosbuvir + ribavirin

Genotype	Recommended treatment duration	
	No cirrhosis	Cirrhosis
GT 1, 2, 4-6	8 weeks	12 weeks
GT 3	16 weeks	16 weeks

For patients who failed prior therapy with an NS3/4A- and/or an NS5A inhibitor, see section 4.4.

Table 3: Recommended dose for children 3 to less than 12 years of age

Weight of child (kg)	Number of sachets once daily (glecaprevir + pibrentasvir)
≥ 12 to < 20 kg	3 sachets (150 mg + 60 mg)
≥ 20 to < 30 kg	4 sachets (200 mg + 80 mg)
≥ 30 to < 45 kg	5 sachets (250 mg + 100 mg)

The adult dose of Maviret tablets should be used in children weighing 45 kg or greater. Refer to the Summary of Product Characteristics for Maviret film-coated tablets for dosing instructions.

Missed dose

In case a dose of Maviret is missed, the prescribed dose can be taken within 18 hours after the time it was supposed to be taken. If more than 18 hours have passed since Maviret is usually taken, the missed dose should **not** be taken and the patient should take the next dose per the usual dosing schedule. Patients should be instructed not to take a double dose.

If vomiting occurs within 3 hours of dosing, an additional dose of Maviret should be taken. If vomiting occurs more than 3 hours after dosing, an additional dose of Maviret is not needed.

Renal impairment

No dose adjustment of Maviret is required in patients with any degree of renal impairment including patients on dialysis (see sections 5.1 and 5.2).

Hepatic impairment

No dose adjustment of Maviret is required in patients with mild hepatic impairment (Child-Pugh A). Maviret is not recommended in patients with moderate hepatic impairment (Child-Pugh B) and is contraindicated in patients with severe hepatic impairment (Child-Pugh C) (see sections 4.3, 4.4, and 5.2).

Liver or kidney transplant patients

A 12-week treatment duration has been evaluated and is recommended in liver or kidney transplant recipients with or without cirrhosis (see section 5.1). A 16-week treatment duration should be considered in genotype 3-infected patients who are treatment-experienced with peg-IFN + ribavirin +/- sofosbuvir, or sofosbuvir + ribavirin.

Patients with HIV-1 co-infection

Follow the dosing recommendations in Tables 1 and 2. For dosing recommendations with HIV antiviral agents, refer to section 4.5.

Paediatric population

The safety and efficacy of Maviret in children aged less than 3 years or weighing under 12 kg have not been established. No data are available. Children weighing 45 kg or more should use the tablet formulation. Because the formulations have different pharmacokinetic profiles, the tablets and the

coated granules are not interchangeable. A full course of treatment with the same formulation is therefore required (see section 5.2).

Method of administration

Oral use

- Patients should be instructed to take the recommended dose of Maviret with food once daily.
- The granules for the total daily dose (the whole content of the required number of sachets, pink and yellow granules) should be sprinkled on a small amount of soft food with a low water content that will stick to a spoon and can be swallowed without chewing (e.g., peanut butter, chocolate hazelnut spread, soft/cream cheese, thick jam, or Greek yogurt).
- Liquids or foods that would drip or slide off the spoon should not be used as the medicine may dissolve quickly and become less effective.
- The mixture of food and granules should be swallowed immediately; the granules should not be crushed or chewed.
- Maviret granules should not be administered via enteral feeding tubes.

4.3 Contraindications

Hypersensitivity to the active substances or to any of the excipients listed in section 6.1.

Patients with severe hepatic impairment (Child-Pugh C) (see sections 4.2, 4.4, and 5.2).

Concomitant use with atazanavir containing products, atorvastatin, simvastatin, dabigatran etexilate, ethinyl oestradiol-containing products, strong P-gp and CYP3A inducers (e.g., rifampicin, carbamazepine, St. John's wort (*Hypericum perforatum*), phenobarbital, phenytoin, and primidone) (see section 4.5).

4.4 Special warnings and precautions for use

Hepatitis B virus reactivation

Cases of hepatitis B virus (HBV) reactivation, some of them fatal, have been reported during or after treatment with direct acting antiviral agents. HBV screening should be performed in all patients before initiation of treatment. HBV/HCV co-infected patients are at risk of HBV reactivation, and should, therefore, be monitored and managed according to current clinical guidelines.

Hepatic impairment

Maviret is not recommended in patients with moderate hepatic impairment (Child-Pugh B) and is contraindicated in patients with severe hepatic impairment (Child-Pugh C) (see sections 4.2, 4.3, and 5.2).

Patients who failed a prior regimen containing an NS5A- and/or an NS3/4A-inhibitor

Genotype 1-infected (and a very limited number of genotype 4-infected) patients with prior failure on regimens that may confer resistance to glecaprevir/pibrentasvir were studied in studies MAGELLAN-1 and B16-439 (section 5.1). The risk of failure was, as expected, highest for those exposed to both classes. A resistance algorithm predictive of the risk for failure by baseline resistance has not been established. Accumulating double class resistance was a general finding for patients who failed re-treatment with glecaprevir/pibrentasvir in MAGELLAN-1. No re-treatment data is available for patients infected with genotypes 2, 3, 5 or 6. Maviret is not recommended for the re-treatment of patients with prior exposure to NS3/4A- and/or NS5A inhibitors.

Drug-drug interactions

Co-administration is not recommended with several medicinal products as detailed in section 4.5.

Use in diabetic patients

Diabetics may experience improved glucose control, potentially resulting in symptomatic hypoglycaemia, after initiating HCV direct acting antiviral treatment. Glucose levels of diabetic patients initiating direct acting antiviral therapy should be closely monitored, particularly within the first 3 months, and their diabetic medicine modified when necessary. The physician in charge of the diabetic care of the patient should be informed when direct acting antiviral therapy is initiated.

Lactose

Maviret granules contain lactose. Patients with rare hereditary problems of galactose intolerance, total lactase deficiency or glucose-galactose malabsorption should not take this medicinal product.

Propylene glycol

This medicinal product contains 4 mg propylene glycol in each sachet.

Sodium

This medicinal product contains less than 1 mmol sodium (23 mg) per sachet, that is to say essentially 'sodium-free'.

4.5 Interaction with other medicinal products and other forms of interaction

Potential for Maviret to affect other medicinal products

Glecaprevir and pibrentasvir are inhibitors of P-glycoprotein (P-gp), breast cancer resistance protein (BCRP), and organic anion transporting polypeptide (OATP) 1B1/3. Co-administration with Maviret may increase plasma concentrations of medicinal products that are substrates of P-gp (e.g. dabigatran etexilate, digoxin), BCRP (e.g. rosuvastatin), or OATP1B1/3 (e.g. atorvastatin, lovastatin, pravastatin, rosuvastatin, simvastatin). See Table 4 for specific recommendations on interactions with sensitive substrates of P-gp, BCRP, and OATP1B1/3. For other P-gp, BCRP, or OATP1B1/3 substrates, dose adjustment may be needed.

Glecaprevir and pibrentasvir are weak inhibitors of cytochrome P450 (CYP) 3A and uridine glucuronosyltransferase (UGT) 1A1 *in vivo*. Clinically significant increases in exposure were not observed for sensitive substrates of CYP3A (midazolam, felodipine) or UGT1A1 (raltegravir) when administered with Maviret.

Both glecaprevir and pibrentasvir inhibit the bile salt export pump (BSEP) *in vitro*.

Significant inhibition of CYP1A2, CYP2C9, CYP2C19, CYP2D6, UGT1A6, UGT1A9, UGT1A4, UGT2B7, OCT1, OCT2, OAT1, OAT3, MATE1 or MATE2K are not expected.

Patients treated with vitamin K antagonists

As liver function may change during treatment with Maviret, a close monitoring of International Normalised Ratio (INR) values is recommended.

Potential for other medicinal products to affect Maviret

Use with strong P-gp/CYP3A inducers

Medicinal products that are strong P-gp and CYP3A inducers (e.g., rifampicin, carbamazepine, St. John's wort (*Hypericum perforatum*), phenobarbital, phenytoin, and primidone) could significantly decrease glecaprevir or pibrentasvir plasma concentrations and may lead to reduced therapeutic effect of Maviret or loss of virologic response. Co-administration of such medicinal products with Maviret is contraindicated (see section 4.3).

Co-administration of Maviret with medicinal products that are moderate inducers P-gp/CYP3A may decrease glecaprevir and pibrentasvir plasma concentrations (e.g. oxcarbazepine, eslicarbazepine, lumacaftor, crizotinib). Co-administration of moderate inducers is not recommended (see section 4.4).

Glecaprevir and pibrentasvir are substrates of the efflux transporters P-gp and/or BCRP. Glecaprevir is also a substrate of the hepatic uptake transporters OATP1B1/3. Co-administration of Maviret with medicinal products that inhibit P-gp and BCRP (e.g. ciclosporin, cobicistat, dronedarone, itraconazole, ketoconazole, ritonavir) may slow elimination of glecaprevir and pibrentasvir and thereby increase plasma exposure of the antivirals. Medicinal products that inhibit OATP1B1/3 (e.g. elvitegravir, ciclosporin, darunavir, lopinavir) increase systemic concentrations of glecaprevir.

Established and other potential medicinal product interactions

Table 4 provides the least-squares mean Ratio (90% Confidence Interval) effect on concentration of Maviret and some common concomitant medicinal products. The direction of the arrow indicates the direction of the change in exposures (C_{max} , AUC, and C_{min}) in glecaprevir, pibrentasvir, and the co-administered medicinal product (\uparrow = increase (more than 25%), \downarrow = decrease (more than 20%), \leftrightarrow = no change (equal to or less than 20% decrease or 25% increase). This is not an exclusive list. All interaction studies were performed in adults.

Table 4: Interactions between Maviret and other medicinal products

Medicinal product by therapeutic areas/possible mechanism of interaction	Effect on medicinal product levels	C_{max}	AUC	C_{min}	Clinical comments
ANGIOTENSIN-II RECEPTOR BLOCKERS					
Losartan 50 mg single dose	\uparrow losartan	2.51 (2.00, 3.15)	1.56 (1.28, 1.89)	--	No dose adjustment is required.
	\uparrow losartan carboxylic acid	2.18 (1.88, 2.53)	\leftrightarrow	--	
Valsartan 80 mg single dose (Inhibition of OATP1B1/3)	\uparrow valsartan	1.36 (1.17, 1.58)	1.31 (1.16, 1.49)	--	No dose adjustment is required.

ANTIARRHYTHMICS					
Digoxin 0.5 mg single dose (Inhibition of P-gp)	↑ digoxin	1.72 (1.45, 2.04)	1.48 (1.40, 1.57)	--	Caution and therapeutic concentration monitoring of digoxin is recommended.
ANTICOAGULANTS					
Dabigatran etexilate 150 mg single dose (Inhibition of P-gp)	↑ dabigatran	2.05 (1.72, 2.44)	2.38 (2.11, 2.70)	--	Co-administration is contraindicated (see section 4.3).
ANTICONVULSANTS					
Carbamazepine 200 mg twice daily (Induction of P-gp/CYP3A)	↓ glecaprevir	0.33 (0.27, 0.41)	0.34 (0.28, 0.40)	--	Co-administration may lead to reduced therapeutic effect of Maviret and is contraindicated (see section 4.3).
	↓ pibrentasvir	0.50 (0.42, 0.59)	0.49 (0.43, 0.55)	--	
Phenytoin, phenobarbital, primidone	Not studied. Expected: ↓ glecaprevir and ↓ pibrentasvir				
ANTIMYCOBACTERIALS					
Rifampicin 600 mg single dose (Inhibition of OATP1B1/3)	↑ glecaprevir	6.52 (5.06, 8.41)	8.55 (7.01, 10.4)	--	Co-administration is contraindicated (see section 4.3).
	↔ pibrentasvir	↔	↔	--	
Rifampicin 600 mg once daily ^a (Induction of P-gp/BCRP/CYP3A)	↓ glecaprevir	0.14 (0.11, 0.19)	0.12 (0.09, 0.15)	--	
	↓ pibrentasvir	0.17 (0.14, 0.20)	0.13 (0.11, 0.15)	--	
ETHINYL-OESTRADIOL-CONTAINING PRODUCTS					
Ethinylestradiol (EE)/Norgestimate 35 µg/250 µg once daily	↑ EE	1.31 (1.24, 1.38)	1.28 (1.23, 1.32)	1.38 (1.25, 1.52)	Co-administration of Maviret with ethinylestradiol-containing products is contraindicated due to the risk of ALT elevations (see section 4.3). No dose adjustment is required with levonorgestrel, norethidrone or norgestimate as contraceptive progestagen.
	↑ norelgestromin	↔	1.44 (1.34, 1.54)	1.45 (1.33, 1.58)	
	↑ norgestrel	1.54 (1.34, 1.76)	1.63 (1.50, 1.76)	1.75 (1.62, 1.89)	
EE/Levonorgestrel 20 µg/100 µg once daily	↑ EE	1.30 (1.18, 1.44)	1.40 (1.33, 1.48)	1.56 (1.41, 1.72)	
	↑ norgestrel	1.37 (1.23, 1.52)	1.68 (1.57, 1.80)	1.77 (1.58, 1.98)	

HERBAL PRODUCTS					
St. John's wort (<i>Hypericum perforatum</i>) (Induction of P-gp/CYP3A)	Not studied. Expected: ↓ glecaprevir and ↓ pibrentasvir				Co-administration may lead to reduced therapeutic effect of Maviret and is contraindicated (see section 4.3).
HIV-ANTIVIRAL AGENTS					
Atazanavir + ritonavir 300/100 mg once daily ^b	↑ glecaprevir	≥4.06 (3.15, 5.23)	≥6.53 (5.24, 8.14)	≥14.3 (9.85, 20.7)	Co-administration with atazanavir is contraindicated due to the risk of ALT elevations (see section 4.3).
	↑ pibrentasvir	≥1.29 (1.15, 1.45)	≥1.64 (1.48, 1.82)	≥2.29 (1.95, 2.68)	
Darunavir + ritonavir 800/100 mg once daily	↑ glecaprevir	3.09 (2.26, 4.20)	4.97 (3.62, 6.84)	8.24 (4.40, 15.4)	Co-administration with darunavir is not recommended.
	↔ pibrentasvir	↔	↔	1.66 (1.25, 2.21)	
Efavirenz/emtricitabine/tenofovir disoproxil fumarate 600/200/300 mg once daily	↑ tenofovir	↔	1.29 (1.23, 1.35)	1.38 (1.31, 1.46)	Co-administration with efavirenz may lead to reduced therapeutic effect of Maviret and is not recommended. No clinically significant interactions are expected with tenofovir disoproxil fumarate.
	The effect of efavirenz/emtricitabine/tenofovir disoproxil fumarate on glecaprevir and pibrentasvir was not directly quantified within this study, but glecaprevir and pibrentasvir exposures were significantly lower than historical controls.				
Elvitegravir/cobicistat/emtricitabine/tenofovir alafenamide (P-gp, BCRP, and OATP inhibition by cobicistat, OATP inhibition by elvitegravir)	↔ tenofovir	↔	↔	↔	No dose adjustment is required.
	↑ glecaprevir	2.50 (2.08, 3.00)	3.05 (2.55, 3.64)	4.58 (3.15, 6.65)	
	↑ pibrentasvir	↔	1.57 (1.39, 1.76)	1.89 (1.63, 2.19)	
Lopinavir/ritonavir 400/100 mg twice daily	↑ glecaprevir	2.55 (1.84, 3.52)	4.38 (3.02, 6.36)	18.6 (10.4, 33.5)	Co-administration is not recommended.
	↑ pibrentasvir	1.40 (1.17, 1.67)	2.46 (2.07, 2.92)	5.24 (4.18, 6.58)	
Raltegravir 400 mg twice daily (Inhibition of UGT1A1)	↑ raltegravir	1.34 (0.89, 1.98)	1.47 (1.15, 1.87)	2.64 (1.42, 4.91)	No dose adjustment is required.

HCV-ANTIVIRAL AGENTS					
Sofosbuvir 400 mg single dose (P-gp/BCRP inhibition)	↑ sofosbuvir	1.66 (1.23, 2.22)	2.25 (1.86, 2.72)	--	No dose adjustment is required.
	↑ GS-331007	↔	↔	1.85 (1.67, 2.04)	
	↔ glecaprevir	↔	↔	↔	
	↔ pibrentasvir	↔	↔	↔	
HMG-COA REDUCTASE INHIBITORS					
Atorvastatin 10 mg once daily (Inhibition of OATP1B1/3, P-gp, BCRP, CYP3A)	↑ atorvastatin	22.0 (16.4, 29.5)	8.28 (6.06, 11.3)	--	Co-administration with atorvastatin and simvastatin is contraindicated (see section 4.3).
	Simvastatin 5 mg once daily (Inhibition of OATP1B1/3, P-gp, BCRP)	↑ simvastatin	1.99 (1.60, 2.48)	2.32 (1.93, 2.79)	
	↑ simvastatin acid	10.7 (7.88, 14.6)	4.48 (3.11, 6.46)	--	
Lovastatin 10 mg once daily (Inhibition of OATP1B1/3, P-gp, BCRP)	↑ lovastatin	↔	1.70 (1.40, 2.06)	--	Co-administration is not recommended. If used, lovastatin should not exceed a dose of 20 mg/day and patients should be monitored.
	↑ lovastatin acid	5.73 (4.65, 7.07)	4.10 (3.45, 4.87)	--	
Pravastatin 10 mg once daily (Inhibition of OATP1B1/3)	↑ pravastatin	2.23 (1.87, 2.65)	2.30 (1.91, 2.76)	--	Caution is recommended. Pravastatin dose should not exceed 20 mg per day and rosuvastatin dose should not exceed 5 mg per day.
Rosuvastatin 5 mg once daily (Inhibition of OATP1B1/3, BCRP)	↑ rosuvastatin	5.62 (4.80, 6.59)	2.15 (1.88, 2.46)	--	
Fluvastatin, Pitavastatin	Not studied. Expected: ↑ fluvastatin and ↑ pitavastatin				Interactions with fluvastatin and pitavastatin are likely and caution is recommended during the combination. A low dose of the statin is recommended at the initiation of the DAA treatment.
IMMUNOSUPPRESSANTS					
Ciclosporin 100 mg single dose	↑ glecaprevir ^c	1.30 (0.95, 1.78)	1.37 (1.13, 1.66)	1.34 (1.12, 1.60)	Maviret is not recommended for use in patients requiring stable
	↑ pibrentasvir	↔	↔	1.26 (1.15, 1.37)	

Ciclosporin 400 mg single dose	↑ glecaprevir	4.51 (3.63, 6.05)	5.08 (4.11, 6.29)	--	ciclosporin doses > 100 mg per day. If the combination is unavoidable, use can be considered if the benefit outweighs the risk with a close clinical monitoring.
	↑ pibrentasvir	↔	1.93 (1.78, 2.09)	--	
Tacrolimus 1 mg single dose (CYP3A4 and P-gp inhibition)	↑ tacrolimus	1.50 (1.24, 1.82)	1.45 (1.24, 1.70)	--	The combination of Maviret with tacrolimus should be used with caution. Increase of tacrolimus exposure is expected. Therefore, a therapeutic drug monitoring of tacrolimus is recommended and a dose adjustment of tacrolimus made accordingly.
	↔ glecaprevir	↔	↔	↔	
	↔ pibrentasvir	↔	↔	↔	
PROTON PUMP INHIBITORS					
Omeprazole 20 mg once daily (Increase gastric pH value)	↓ glecaprevir	0.78 (0.60, 1.00)	0.71 (0.58, 0.86)	--	No dose adjustment is required.
	↔ pibrentasvir	↔	↔	--	
Omeprazole 40 mg once daily (1 hour before breakfast)	↓ glecaprevir	0.36 (0.21, 0.59)	0.49 (0.35, 0.68)	--	
	↔ pibrentasvir	↔	↔	--	
Omeprazole 40 mg once daily (evening without food)	↓ glecaprevir	0.54 (0.44, 0.65)	0.51 (0.45, 0.59)	--	
	↔ pibrentasvir	↔	↔	--	
VITAMIN K ANTAGONISTS					
Vitamin K antagonists	Not studied.				Close monitoring of INR is recommended with all vitamin K antagonists. This is due to liver function changes during treatment with Maviret.

DAA=direct acting antiviral

- Effect of rifampicin on glecaprevir and pibrentasvir 24 hours after final rifampicin dose.
- Effect of atazanavir and ritonavir on the first dose of glecaprevir and pibrentasvir is reported.
- HCV-infected transplant recipients who received a median ciclosporin dose of 100 mg per day had increased glecaprevir exposures to 2.4-fold of those not receiving ciclosporin.

Additional drug-drug interaction studies were performed with the following medical products and showed no clinically significant interactions with Maviret: abacavir, amlodipine, buprenorphine,

caffeine, dextromethorphan, dolutegravir, emtricitabine, felodipine, lamivudine, lamotrigine, methadone, midazolam, naloxone, norethindrone or other progestin-only contraceptives, rilpivirine, tenofovir alafenamide and tolbutamide.

4.6 Fertility, pregnancy and lactation

Pregnancy

There are no or limited amount of data (less than 300 pregnancy outcomes) from the use of glecaprevir or pibrentasvir in pregnant women.

Studies in rats/mice with glecaprevir or pibrentasvir do not indicate direct or indirect harmful effects with respect to reproductive toxicity. Maternal toxicity associated with embryo-foetal loss has been observed in the rabbit with glecaprevir which precluded evaluation of glecaprevir at clinical exposures in this species (see section 5.3). As a precautionary measure, Maviret use is not recommended in pregnancy.

Breast-feeding

It is unknown whether glecaprevir or pibrentasvir are excreted in human milk. Available pharmacokinetic data in animals have shown excretion of glecaprevir and pibrentasvir in milk (for details see section 5.3). A risk to the suckling child cannot be excluded. A decision must be made whether to discontinue breast-feeding or to discontinue/abstain from Maviret therapy taking into account the benefit of breast-feeding for the child and the benefit of therapy for the woman.

Fertility

No human data on the effect of glecaprevir and/or pibrentasvir on fertility are available. Animal studies do not indicate harmful effects of glecaprevir or pibrentasvir on fertility at exposures higher than the exposures in humans at the recommended dose (see section 5.3).

4.7 Effects on ability to drive and use machines

Maviret has no or negligible influence on the ability to drive and use machines.

4.8 Undesirable effects

Summary of the safety profile

In pooled Phase 2 and 3 clinical studies of adult subjects receiving Maviret with genotype 1, 2, 3, 4, 5 or 6 HCV infection the most commonly reported adverse reactions (incidence $\geq 10\%$) were headache and fatigue. Less than 0.1% of subjects treated with Maviret had serious adverse reactions (transient ischaemic attack). The proportion of subjects treated with Maviret who permanently discontinued treatment due to adverse reactions was 0.1%.

Tabulated list of adverse reactions

The following adverse reactions were identified in registrational Phase 2 and 3 studies in HCV-infected adults with or without cirrhosis treated with Maviret for 8, 12 or 16 weeks, or during post-marketing experience. The adverse reactions are listed below by body system organ class and frequency. Frequencies are defined as follows: very common ($\geq 1/10$), common ($\geq 1/100$ to $< 1/10$), uncommon ($\geq 1/1\ 000$ to $< 1/100$), rare ($\geq 1/10\ 000$ to $< 1/1\ 000$), very rare ($< 1/10\ 000$) or not known (cannot be estimated from the available data).

Table 5: Adverse reactions identified with Maviret

Frequency	Adverse reactions
<i>Immune system disorders</i>	
Uncommon	angioedema
<i>Nervous system disorders</i>	
Very common	headache
<i>Gastrointestinal disorders</i>	
Common	diarrhoea, nausea
<i>Skin and subcutaneous tissue disorders</i>	
Not known	pruritus
<i>General disorders and administration site conditions</i>	
Very common	fatigue
Common	asthenia
<i>Investigations</i>	
Common	elevation in total bilirubin

Description of selected adverse reactions

Adverse reactions in subjects with severe renal impairment including subjects on dialysis

The safety of Maviret in subjects with chronic kidney disease (including subjects on dialysis) and genotypes 1, 2, 3, 4, 5 or 6 chronic HCV infection with compensated liver disease (with or without cirrhosis) was assessed in adults in EXPEDITION-4 (n=104) and EXPEDITION-5 (n=101). The most common adverse reactions in subjects with severe renal impairment were pruritus (17%) and fatigue (12%) in EXPEDITION-4 and pruritus (14.9%) in EXPEDITION-5.

Adverse reactions in subjects with liver or kidney transplant

The safety of Maviret was assessed in 100 post-liver or -kidney transplant adult recipients with genotypes 1, 2, 3, 4, or 6 chronic HCV infection without cirrhosis (MAGELLAN-2). The overall safety profile in transplant recipients was comparable to that observed in subjects in the Phase 2 and 3 studies. Adverse reactions observed in greater than or equal to 5% of subjects receiving Maviret for 12 weeks were headache (17%), fatigue (16%), nausea (8%) and pruritus (7%).

Safety in HCV/HIV-1 co-infected subjects

The overall safety profile in HCV/HIV-1 co-infected adult subjects (ENDURANCE-1 and EXPEDITION-2) was comparable to that observed in HCV mono-infected adult subjects.

Paediatric population

The safety of Maviret in HCV GT1-6 infected adolescents is based on data from a Phase 2/3 open-label study in 47 subjects aged 12 years to < 18 years treated with Maviret tablets for 8 to 16 weeks (DORA Part 1). The adverse reactions observed were comparable with those observed in clinical studies of Maviret in adults.

The safety of Maviret in HCV GT1-6 infected children aged 3 to less than 12 years is based on data from a Phase 2/3 open-label study in 80 subjects aged 3 to < 12 years treated with weight-based Maviret coated granules for 8, 12, or 16 weeks (DORA Part 2). The pattern of adverse reactions observed was comparable with that observed in clinical studies of Maviret film-coated tablets in adolescents and adults. Diarrhoea, nausea and vomiting occurred at a slightly higher frequency in paediatric subjects compared to adolescents (adverse reactions: 3.8% vs. 0%, 3.8% vs. 0%, and 7.5% vs. 2.1% respectively).

Serum bilirubin elevations

Elevations in total bilirubin of at least 2x upper limit normal (ULN) were observed in 1.3% of subjects related to glecaprevir-mediated inhibition of bilirubin transporters and metabolism. Bilirubin elevations were asymptomatic, transient, and typically occurred early during treatment. Bilirubin

elevations were predominantly indirect and not associated with ALT elevations. Direct hyperbilirubinemia was reported in 0.3% of subjects.

Reporting of suspected adverse reactions

Reporting suspected adverse reactions after authorisation of the medicinal product is important. It allows continued monitoring of the benefit/risk balance of the medicinal product. Healthcare professionals are asked to report any suspected adverse reactions via the national reporting system listed in [Appendix V](#).

4.9 Overdose

The highest documented doses administered to healthy volunteers is 1 200 mg once daily for 7 days for glecaprevir and 600 mg once daily for 10 days for pibrentasvir. Asymptomatic serum ALT elevations (> 5x ULN) were observed in 1 out of 70 healthy subjects following multiple doses of glecaprevir (700 mg or 800 mg) once daily for ≥ 7 days. In case of overdose, the patient should be monitored for any signs and symptoms of toxicities (see section 4.8). Appropriate symptomatic treatment should be instituted immediately. Glecaprevir and pibrentasvir are not significantly removed by haemodialysis.

5. PHARMACOLOGICAL PROPERTIES

5.1 Pharmacodynamic properties

Pharmacotherapeutic group: Antivirals for systemic use, direct acting antivirals, ATC code: J05AP57

Mechanism of action

Maviret is a fixed-dose combination of two pan-genotypic, direct acting antiviral agents, glecaprevir (NS3/4A protease inhibitor) and pibrentasvir (NS5A inhibitor), targeting multiple steps in the HCV viral lifecycle.

Glecaprevir

Glecaprevir is a pan-genotypic inhibitor of the HCV NS3/4A protease, which is necessary for the proteolytic cleavage of the HCV encoded polyprotein (into mature forms of the NS3, NS4A, NS4B, NS5A, and NS5B proteins) and is essential for viral replication.

Pibrentasvir

Pibrentasvir is a pan-genotypic inhibitor of HCV NS5A, which is essential for viral RNA replication and virion assembly. The mechanism of action of pibrentasvir has been characterised based on cell culture antiviral activity and drug resistance mapping studies.

Antiviral activity

The EC₅₀ values of glecaprevir and pibrentasvir against full-length or chimeric replicons encoding NS3 or NS5A from laboratory strains are presented in Table 6.

Table 6. Activity of glecaprevir and pibrentasvir against HCV genotypes 1-6 replicon cell lines

HCV Subtype	Glecaprevir EC ₅₀ , nM	Pibrentasvir EC ₅₀ , nM
1a	0.85	0.0018
1b	0.94	0.0043
2a	2.2	0.0023
2b	4.6	0.0019
3a	1.9	0.0021
4a	2.8	0.0019
5a	NA	0.0014
6a	0.86	0.0028

NA = not available

The *in vitro* activity of glecaprevir was also studied in a biochemical assay, with similarly low IC₅₀ values across genotypes.

EC₅₀ values of glecaprevir and pibrentasvir against chimeric replicons encoding NS3 or NS5A from clinical isolates are presented in Table 7.

Table 7. Activity of glecaprevir and pibrentasvir against transient replicons containing NS3 or NS5A from HCV genotypes 1-6 clinical isolates

HCV subtype	Glecaprevir		Pibrentasvir	
	Number of clinical isolates	Median EC ₅₀ , nM (range)	Number of clinical isolates	Median EC ₅₀ , nM (range)
1a	11	0.08 (0.05 – 0.12)	11	0.0009 (0.0006 – 0.0017)
1b	9	0.29 (0.20 – 0.68)	8	0.0027 (0.0014 – 0.0035)
2a	4	1.6 (0.66 – 1.9)	6	0.0009 (0.0005 – 0.0019)
2b	4	2.2 (1.4 – 3.2)	11	0.0013 (0.0011 – 0.0019)
3a	2	2.3 (0.71 – 3.8)	14	0.0007 (0.0005 – 0.0017)
4a	6	0.41 (0.31 – 0.55)	8	0.0005 (0.0003 – 0.0013)
4b	NA	NA	3	0.0012 (0.0005 – 0.0018)
4d	3	0.17 (0.13 – 0.25)	7	0.0014 (0.0010 – 0.0018)
5a	1	0.12	1	0.0011
6a	NA	NA	3	0.0007 (0.0006 – 0.0010)
6e	NA	NA	1	0.0008
6p	NA	NA	1	0.0005

NA = not available

Resistance

In cell culture

Amino acid substitutions in NS3 or NS5A selected in cell culture or important for the inhibitor class were phenotypically characterised in replicons.

Substitutions important for the HCV protease inhibitor class at positions 36, 43, 54, 55, 56, 155, 166, or 170 in NS3 had no impact on glecaprevir activity. Substitutions at amino acid position 168 in NS3 had no impact in genotype 2, while some substitutions at position 168 reduced glecaprevir susceptibility by up to 55-fold (genotypes 1, 3, 4), or reduced susceptibility by > 100-fold (genotype 6). Some substitutions at position 156 reduced susceptibility to glecaprevir (genotypes 1 to 4) by > 100-fold. Substitutions at amino acid position 80 did not reduce susceptibility to glecaprevir except for Q80R in genotype 3a, which reduced susceptibility to glecaprevir by 21-fold.

Single substitutions important for the NS5A inhibitor class at positions 24, 28, 30, 31, 58, 92, or 93 in NS5A in genotypes 1 to 6 had no impact on the activity of pibrentasvir. Specifically in genotype 3a, A30K or Y93H had no impact on pibrentasvir activity. Some combinations of substitutions in genotypes 1a and 3a (including A30K+Y93H in genotype 3a) showed reductions in susceptibility to pibrentasvir. In genotype 3b replicon, the presence of naturally occurring polymorphisms K30 and M31 in NS5A reduced susceptibility to pibrentasvir by 24-fold relative to the activity of pibrentasvir in genotype 3a replicon.

In clinical studies

Studies in treatment-naïve and peginterferon (pegIFN), ribavirin (RBV) and/or sofosbuvir treatment-experienced adult subjects with or without cirrhosis

Twenty-two of the approximately 2 300 adult subjects treated with Maviret for 8, 12, or 16 weeks in registrational Phase 2 and 3 clinical studies experienced virologic failure (2 with genotype 1, 2 with genotype 2, 18 with genotype 3 infection).

Among the 2 genotype 1-infected subjects who experienced virologic failure, one had treatment-emergent substitutions A156V in NS3 and Q30R/L31M/H58D in NS5A, and one had Q30R/H58D (while Y93N was present at baseline and post-treatment) in NS5A.

Among the 2 genotype 2-infected subjects, no treatment-emergent substitutions were observed in NS3 or NS5A (the M31 polymorphism in NS5A was present at baseline and post-treatment in both subjects).

Among the 18 genotype 3-infected subjects treated with Maviret for 8, 12, or 16 weeks who experienced virologic failure, treatment-emergent NS3 substitutions Y56H/N, Q80K/R, A156G, or Q168L/R were observed in 11 subjects. A166S or Q168R were present at baseline and post-treatment in 5 subjects. Treatment-emergent NS5A substitutions M28G, A30G/K, L31F, P58T, or Y93H were observed in 16 subjects, and 13 subjects had A30K (n=9) or Y93H (n=5) at baseline and post-treatment.

Studies in adult subjects with or without compensated cirrhosis who were treatment-experienced to NS3/4A protease and/or NS5A inhibitors

Ten of 113 subjects treated with Maviret in the MAGELLAN-1 study for 12 or 16 weeks experienced virologic failure. Among the 10 genotype 1-infected subjects with virologic failure, treatment-emergent NS3 substitutions V36A/M, R155K/T, A156G/T/V, or D168A/T were observed in 7 subjects. Five of the 10 had combinations of V36M, Y56H, R155K/T, or D168A/E in NS3 at baseline and post-treatment. All of the genotype 1-infected virologic failure subjects had one or more NS5A substitutions L/M28M/T/V, Q30E/G/H/K/L/R, L31M, P32 deletion, H58C/D, or Y93H at baseline, with additional treatment-emergent NS5A substitutions M28A/G, P29Q/R, Q30K, H58D, or Y93H observed in 7 of the subjects at the time of failure.

Thirteen of the 177 subjects with chronic HCV GT1 infection (all virologic failures had GT1a infection) who were treatment-experienced with NS5A inhibitor + SOF treated with Maviret in study B16-439 for 12 weeks (9 out of 13) or 16 weeks (4 out of 13) experienced virologic failure. Among the 13 virologic failures, treatment-emergent NS3 substitutions were observed in 4 subjects at the time of failure: A156V (n = 2) or R155W + A156G (n = 2); 3 of these 4 subjects also had Q80K at baseline

and at the time of failure. Twelve of 13 virologic failures had one or more NS5A polymorphisms detected at signature amino acid positions (M28V/T, Q30E/H/N/R, L31M/V, H58D, E62D/Q, or Y93H/N) at baseline, and 10 of 13 developed additional NS5A substitutions (M28A/S/T (n = 3), Q30N (n = 1), L31M/V (n = 2), P32del (n = 1), H58D (n = 4), E62D (n = 1)) at time of treatment failure.

Effect of baseline HCV amino acid polymorphisms on treatment response

A pooled analysis of treatment-naïve and pegylated interferon, ribavirin and/or sofosbuvir treatment-experienced adult subjects receiving Maviret in the Phase 2 and Phase 3 clinical studies was conducted to explore the association between baseline polymorphisms and treatment outcome and to describe substitutions seen upon virologic failure. Baseline polymorphisms relative to a subtype-specific reference sequence at amino acid positions 155, 156, and 168 in NS3, and 24, 28, 30, 31, 58, 92, and 93 in NS5A were evaluated at a 15% detection threshold by next-generation sequencing. Baseline polymorphisms in NS3 were detected in 1.1% (9/845), 0.8% (3/398), 1.6% (10/613), 1.2% (2/164), 41.9% (13/31), and 2.9% (1/34) of subjects with HCV genotype 1, 2, 3, 4, 5, and 6 infection, respectively. Baseline polymorphisms in NS5A were detected in 26.8% (225/841), 79.8% (331/415), 22.1% (136/615), 49.7% (80/161), 12.9% (4/31), and 54.1% (20/37) of subjects with HCV genotype 1, 2, 3, 4, 5, and 6 infection, respectively.

Genotype 1, 2, 4, 5, and 6: Baseline polymorphisms in genotypes 1, 2, 4, 5 and 6 had no impact on treatment outcome.

Genotype 3: For subjects who received the recommended regimen (n=313), baseline polymorphisms in NS5A (Y93H included) or NS3 did not have a relevant impact on treatment outcomes. All subjects (15/15) with Y93H and 77% (17/22) with A30K in NS5A at baseline achieved SVR12. The overall prevalence of A30K and Y93H at baseline was 7.0% and 4.8%, respectively. The ability to assess the impact of baseline polymorphisms in NS5A was limited among treatment-naïve subjects with cirrhosis and treatment-experienced subjects due to low prevalence of A30K (3.0%, 4/132) or Y93H (3.8%, 5/132).

Cross-resistance

In vitro data indicate that the majority of the resistance-associated substitutions in NS5A at amino acid positions 24, 28, 30, 31, 58, 92, or 93 that confer resistance to ombitasvir, daclatasvir, ledipasvir, elbasvir, or velpatasvir remained susceptible to pibrentasvir. Some combinations of NS5A substitutions at these positions showed reductions in susceptibility to pibrentasvir. Glecaprevir was fully active against resistance-associated substitutions in NS5A, while pibrentasvir was fully active against resistance-associated substitutions in NS3. Both glecaprevir and pibrentasvir were fully active against substitutions associated with resistance to NS5B nucleotide and non-nucleotide inhibitors.

Clinical efficacy and safety

Table 8 summarizes clinical studies conducted with Maviret in subjects with HCV genotype 1, 2, 3, 4, 5 or 6 infection.

Table 8: Clinical studies conducted with Maviret in subjects with HCV genotype 1, 2, 3, 4, 5 or 6 Infection

Genotype (GT)	Clinical study	Summary of study design
TN and PRS-TE subjects without cirrhosis		
GT1	ENDURANCE-1 ^a	Maviret for 8 weeks (n=351) or 12 weeks (n=352)
	SURVEYOR-1	Maviret for 8 weeks (n=34)
GT2	ENDURANCE-2	Maviret (n=202) or Placebo (n=100) for 12 weeks
	SURVEYOR-2 ^b	Maviret for 8 weeks (n=199) or 12 weeks (n=25)

GT3	ENDURANCE-3	Maviret for 8 weeks (n=157) or 12 weeks (n=233) Sofosbuvir + daclatasvir for 12 weeks (n=115)
	SURVEYOR-2	Maviret for 8 weeks (TN only, n=29) or 12 weeks (n=76) or 16 weeks (TE only, n=22)
GT4, 5, 6	ENDURANCE-4	Maviret for 12 weeks (n=121)
	ENDURANCE-5,6	Maviret for 8 weeks (n=75)
	SURVEYOR-1	Maviret for 12 weeks (n=32)
	SURVEYOR-2 ^c	Maviret for 8 weeks (n=58)
GT1-6	VOYAGE-1 ^f	Maviret for 8 weeks (GT1, 2, 4, 5, and 6 and GT3 TN) (n=356) or 16 weeks (GT3 TE only) (n=6)
TN and PRS-TE subjects with cirrhosis		
GT1, 2, 4, 5, 6	EXPEDITION-1	Maviret for 12 weeks (n=146)
GT3	SURVEYOR-2 ^d	Maviret for 12 weeks (TN only, n=64) or 16 weeks (TE only, n=51)
GT5, 6	ENDURANCE-5,6	Maviret for 12 weeks (n=9)
GT1-6	VOYAGE-2 ^f	Maviret for 12 weeks (GT1, 2, 4, 5, and 6 and GT3 TN) (n=157) or 16 weeks (GT3 TE only) (n=3)
GT1-6	EXPEDITION-8	Maviret for 8 weeks (n=343) (TN only)
Subjects with CKD stage 3b, 4 and 5 with or without cirrhosis		
GT1-6	EXPEDITION-4	Maviret for 12 weeks (n=104)
GT1-6	EXPEDITION-5	Maviret for 8 weeks (n=84) or 12 weeks (n=13) or 16 weeks (n=4)
NS5A inhibitor and/or PI-experienced subjects with or without cirrhosis		
GT1, 4	MAGELLAN-1 ^e	Maviret for 12 weeks (n=66) or 16 weeks (n=47)
GT1	B16-439	Maviret for 12 weeks (n=78) or 16 weeks (n=78) or Maviret + RBV for 12 weeks (n=21) ^g
HCV/HIV-1 co-infected subjects with or without cirrhosis		
GT1-6	EXPEDITION-2	Maviret for 8 weeks (n=137) or 12 weeks (n=16)
Liver or kidney transplant recipients		
GT1-6	MAGELLAN-2	Maviret for 12 weeks (n=100)
Adolescent subjects (12 to < 18 years)		
GT1-6	DORA (Part 1) ^a	Maviret for 8 weeks (n=44) or 16 weeks (n=3)
Children (3 to <12 years)		
GT1-6	DORA (Part 2) ^a	Maviret for 8 (n=78), 12 (n=1), or 16 weeks (n=1)

TN=treatment-naïve, PRS-TE=treatment-experienced (includes previous treatment that included pegIFN (or IFN), and/or RBV and/or sofosbuvir), PI=Protease Inhibitor, CKD=chronic kidney disease

a. ENDURANCE-1 included 33 subjects co-infected with HIV-1. DORA included 3 subjects coinfecting

with HIV-1.

b. GT2 from SURVEYOR-2 Parts 1 and 2 - Maviret for 8 weeks (n=54) or 12 weeks (n=25); GT2 from SURVEYOR-2 Part 4 - Maviret for 8 weeks (n=145).

c. GT3 without cirrhosis from SURVEYOR-2 Parts 1 and 2 - Maviret for 8 weeks (n=29) or 12 weeks (n=54); GT3 without cirrhosis from SURVEYOR-2 Part 3 - Maviret for 12 weeks (n=22) or 16 weeks (n=22).

d. GT3 with cirrhosis from SURVEYOR-2 Part 2 - Maviret for 12 weeks (n=24) or 16 weeks (n=4); GT3 with cirrhosis from SURVEYOR-2 Part 3 - Maviret for 12 weeks (n=40) or 16 weeks (n=47).

e. GT1, 4 from MAGELLAN-1 Part 1 - Maviret for 12 weeks (n=22); GT1, 4 from MAGELLAN-1 Part 2 - Maviret for 12 weeks (n=44) or 16 weeks (n=47).

f. VOYAGE-1 and VOYAGE-2 were Asian regional studies.

g. Maviret is not recommended for the re-treatment of patients with prior exposure to NS3/4A- and/or NS5A inhibitors (see section 4.4).

Serum HCV RNA values were measured during the clinical studies using the Roche COBAS AmpliPrep/COBAS Taqman HCV test (version 2.0) with a lower limit of quantification (LLOQ) of 15 IU/mL (except for SURVEYOR-1 and SURVEYOR-2 which used the Roche COBAS TaqMan real-time reverse transcriptase-PCR (RT-PCR) assay v. 2.0 with an LLOQ of 25 IU/mL). Sustained virologic response (SVR12), defined as HCV RNA less than LLOQ at 12 weeks after the cessation of treatment, was the primary endpoint in all the studies to determine the HCV cure rate.

Clinical studies in treatment-naïve or treatment-experienced subjects with or without cirrhosis

Of the 2 409 adult subjects with compensated liver disease (with or without cirrhosis) treated who were treatment-naïve or treatment-experienced to combinations of peginterferon, ribavirin and/or sofosbuvir, the median age was 53 years (range: 19 to 88); 73.3% were treatment-naïve, 26.7% were treatment-experienced to a combination containing either sofosbuvir, ribavirin and/or peginterferon; 40.3% were HCV genotype 1; 19.8% were HCV genotype 2; 27.8% were HCV genotype 3; 8.1% were HCV genotype 4; 3.4% were HCV genotype 5-6; 13.1% were ≥ 65 years; 56.6% were male; 6.2% were Black; 12.3% had cirrhosis; 4.3% had severe renal impairment or end stage renal disease; 20.0% had a body mass index of at least 30 kg per m²; 7.7% had HIV-1 coinfection and the median baseline HCV RNA level was 6.2 log₁₀ IU/mL.

Table 9: SVR12 in adult subjects treatment-naïve and treatment-experienced^a to peginterferon, ribavirin and/or sofosbuvir with genotype 1, 2, 4, 5 and 6 infection who received the recommended duration (pooled data from ENDURANCE-1b, SURVEYOR-1, -2, and EXPEDITION-1, 2^b, -4 and 8)

	Genotype 1	Genotype 2	Genotype 4	Genotype 5	Genotype 6
SVR12 in subjects without cirrhosis					
8 weeks	99.2% (470/474)	98.1% (202/206)	95.2% (59/62)	100% (2/2)	92.3% (12/13)
Outcome for subjects without SVR12					
On-treatment VF	0.2% (1/474)	0% (0/206)	0% (0/62)	0% (0/2)	0% (0/13)
Relapse ^c	0% (0/471)	1.0% (2/204)	0% (0/61)	0% (0/2)	0% (0/13)
Other ^d	0.6% (3/474)	1.0% (2/206)	4.8% (3/62)	0% (0/2)	7.7% (1/13)
SVR12 in subjects with cirrhosis					
8 weeks	97.8% (226/231)	100% (26/26)	100% (13/13)	100% (1/1)	100% (9/9)
12 weeks	96.8% (30/31)	90.0% (9/10)	100% (8/8)	---	100% (1/1)
Outcome for subjects without SVR12					
On-treatment VF	0% (0/262)	0% (0/36)	0% (0/21)	0% (0/1)	0% (0/10)
Relapse ^c	0.4% (1/256)	0% (0/35)	0% (0/20)	0% (0/1)	0% (0/10)
Other ^d	1.9% (5/262)	2.8% (1/36)	0% (0/21)	0% (0/1)	0% (0/10)

VF=virologic failure

a. Percent of subjects with prior treatment-experience to PRS is 26%, 14%, 24%, 0%, and 13% for genotypes 1, 2, 4, 5, and 6, respectively. None of the GT5 subjects were TE-PRS, and 3 GT6 subjects were TE-PRS.

- b. Includes a total of 154 subjects coinfecting with HIV-1 in ENDURANCE-1 and EXPEDITION-2 who received the recommended duration.
- c. Relapse is defined as HCV RNA \geq LLOQ after end-of-treatment response among those who completed treatment.
- d. Includes subjects who discontinued due to adverse event, lost to follow-up, or subject withdrawal.

Of the genotype 1-, 2-, 4-, 5-, or 6 infected subjects with end stage renal disease enrolled in EXPEDITION-4, 97.8% (91/93) achieved SVR12 with no virologic failures.

Clinical study in subjects with genotype 5 or 6 infection

ENDURANCE-5,6 was an open-label study in 84 HCV GT5 (N=23) or 6 infected (N=61) TN or TE-PRS adult subjects. Subjects without cirrhosis received Maviret for 8 weeks, and subjects with compensated cirrhosis received Maviret for 12 weeks. Of the 84 subjects treated, the median age was 59 years (range 24-79); 27% had HCV genotype 5, 73% had HCV genotype 6; 54% were female, 30% were White, 68% were Asian; 90% were HCV TN; 11% had compensated cirrhosis.

The overall SVR12 rate was 97.6% (82/84). The SVR12 rate was 95.7% (22/23) for GT5-infected subjects and 98.4% (60/61) for GT6-infected subjects. One TN GT5-infected subject without cirrhosis experienced relapse, and one TN GT6-infected subject with compensated cirrhosis experienced on-treatment virologic failure.

Subjects with genotype 1, 2, 4, 5, or 6 infection with cirrhosis who received 8 weeks of Maviret

The safety and efficacy of Maviret given for 8 weeks in GT 1, 2, 4, 5 or 6 treatment-naïve adult subjects with compensated cirrhosis was evaluated in a single-arm, open-label study (EXPEDITION-8).

Of the 280 subjects treated, the median age was 60 years (range: 34 to 88); 81.8% had HCV genotype 1, 10% had HCV genotype 2, 4.6% had HCV genotype 4, 0.4% had HCV genotype 5; 3.2% had HCV genotype 6; 60% were male; 9.6% were Black.

The overall SVR12 rate was 98.2% (275/280). There were no virologic failures.

Subjects with genotype 3 infection

The efficacy of Maviret in subjects who were treatment-naïve or treatment-experienced to combinations of peginterferon, ribavirin and/or sofosbuvir with genotype 3 chronic hepatitis C infection was demonstrated in the ENDURANCE-3 (treatment-naïve adults without cirrhosis), EXPEDITION-8 (treatment-naïve adults with cirrhosis), and SURVEYOR-2 Part 3 (adults with and without cirrhosis and/or treatment-experienced) clinical studies.

ENDURANCE-3 was a partially-randomised, open-label, active-controlled study in treatment-naïve genotype 3-infected subjects. Subjects were randomised (2:1) to either Maviret for 12 weeks or the combination of sofosbuvir and daclatasvir for 12 weeks; subsequently the study included a third arm (which was non-randomised) with Maviret for 8 weeks. EXPEDITION-8 was a single-arm, open-label study in treatment-naïve subjects with compensated cirrhosis and genotype 1, 2, 3, 4, 5 or 6 infection who received Maviret for 8 weeks. SURVEYOR-2 Part 3 was an open-label study that evaluated the efficacy of Maviret in treatment-experienced genotype 3-infected subjects without cirrhosis and with compensated cirrhosis for 16-weeks. Among treatment-experienced subjects, 46% (42/91) failed a previous regimen containing sofosbuvir.

Table 10: SVR12 in treatment-naïve, genotype 3-infected adult subjects without cirrhosis (ENDURANCE-3)

SVR	Maviret 8 weeks N=157	Maviret 12 weeks N=233	SOF+DCV 12 weeks N=115
		94.9% (149/157)	95.3% (222/233)
	Treatment difference -1.2%; 95% confidence interval (-5.6% to 3.1%)		
	Treatment difference -0.4%; 97.5% confidence interval (-5.4% to 4.6%)		
Outcome for subjects without SVR12			
On-treatment VF	0.6% (1/157)	0.4% (1/233)	0% (0/115)
Relapse ^a	3.3% (5/150)	1.4% (3/222)	0.9% (1/114)
Other ^b	1.3% (2/157)	3.0% (7/233)	2.6% (3/115)

a. Relapse is defined as HCV RNA \geq LLOQ after end-of-treatment response among those who completed treatment.

b. Includes subjects who discontinued due to adverse event, lost to follow-up, or subject withdrawal.

In a pooled analysis of treatment-naïve adult patients without cirrhosis (including Phase 2 and 3 data) where SVR12 was assessed according to the presence of baseline A30K, a numerically lower SVR12 rate was achieved in patients with A30K treated for 8 weeks as compared to those treated for 12 weeks [78% (14/18) vs 93% (13/14)].

Table 11: SVR12 in genotype 3-infected subjects with or without cirrhosis (SURVEYOR-2 Part 3 and EXPEDITION-8)

	Treatment-naïve with cirrhosis	Treatment-naïve with cirrhosis	Treatment-experienced with or without cirrhosis
	Maviret 8 weeks (N=63)	Maviret 12 weeks (N=40)	Maviret 16 weeks (N=69)
SVR	95.2% (60/63)	97.5% (39/40)	95.7% (66/69)
Outcome for subjects without SVR12			
On-treatment VF	0% (0/63)	0% (0/40)	1.4% (1/69)
Relapse ^a	1.6% (1/62)	0% (0/39)	2.9% (2/68)
Other ^b	3.2% (2/63)	2.5% (1/40)	0% (0/69)
SVR by cirrhosis status			
No Cirrhosis	NA	NA	95.5% (21/22)
Cirrhosis	95.2% (60/63)	97.5% (39/40)	95.7% (45/47)

a. Relapse is defined as HCV RNA \geq LLOQ after end-of-treatment response among those who completed treatment.

b. Includes subjects who discontinued due to adverse event, lost to follow-up, or subject withdrawal.

Of the genotype 3-infected subjects with end stage renal disease enrolled in EXPEDITION-4, 100% (11/11) achieved SVR12.

Subjects with genotype 3b infection

GT3b is a subtype reported in a relatively small number of HCV infected patients in China and a few countries in South and Southeast Asia, but rarely outside of this region. Studies VOYAGE-1 and VOYAGE-2 were conducted in China, Singapore, and South Korea in HCV genotype 1-6 adult subjects without cirrhosis (VOYAGE-1) or with compensated cirrhosis (VOYAGE-2) that were treatment-naïve (TN) or treatment-experienced to combinations of interferon, peg interferon, ribavirin and/or sofosbuvir (TE-PRS). All subjects without cirrhosis or with compensated cirrhosis received 8 or 12 weeks of Maviret, respectively, except GT3 TE-PRS subjects who received 16 weeks of

Maviret. The overall SVR12 rates were 97.2% (352/362) and 99.4% (159/160) in VOYAGE-1 and VOYAGE-2, respectively.

Among GT3b subjects without cirrhosis, a numerically lower SVR12 rate of 58.3% (7/12) [62.5% (5/8) for TN subjects and 50% (2/4) for TE-PRS subjects] was observed compared to GT3a subjects without cirrhosis (92.9% (13/14)). Three GT3b TN subjects experienced relapse and two GT3b TE-PRS subjects experienced on-treatment virologic failure. Among subjects with compensated cirrhosis, the overall SVR12 rate for GT3b infected subjects was 87.5% (7/8) [85.7% (6/7) for TN subjects and 100% (1/1) for TE-PRS subjects] and 100% (6/6) for GT3a infected subjects. One GT3b TN subject experienced relapse.

Overall SVR12 rate from the clinical studies in treatment-naïve or treatment-experienced adult subjects with or without cirrhosis

In subjects who are treatment-naïve (TN) or treatment-experienced to combinations of interferon, peginterferon, ribavirin and/or sofosbuvir (TE-PRS) who received the recommended duration, 97.5% (1 395/1 431) achieved SVR12 overall, while 0.2% (3/1 431) experienced on-treatment virologic failure and 0.9% (12/1 407) experienced post-treatment relapse.

In TN or TE-PRS subjects with compensated cirrhosis who received the recommended duration, 97.1% (431/444) achieved SVR12 (among which 97.7% [335/343] of TN subjects achieved SVR12), while 0.2% (1/444) experienced on-treatment virologic failure and 0.9% (4/434) experienced post-treatment relapse.

In TN subjects without cirrhosis who received the recommended duration of 8 weeks, 97.5% (749/768) achieved SVR12, while 0.1% (1/768) experienced on-treatment virologic failure and 0.7% (5/755) experienced post-treatment relapse.

In TE-PRS subjects without cirrhosis who received the recommended duration, 98.2% (215/219) achieved SVR12, while 0.5% (1/219) experienced on-treatment virologic failure and 1.4% (3/218) experienced post-treatment relapse.

The presence of HIV-1 coinfection did not impact efficacy. The SVR12 rate in TN or TE-PRS HCV/HIV-1 co-infected subjects treated for 8 or 12 weeks (without cirrhosis and with compensated cirrhosis, respectively) was 98.2% (165/168) from ENDURANCE-1 and EXPEDITION-2. One subject experienced on-treatment virologic failure (0.6%, 1/168) and no subjects relapsed (0%, 0/166).

Clinical study in liver or kidney transplant recipients

MAGELLAN-2 was a single-arm, open-label study in 100 post-liver or -kidney transplant HCV GT1-6 infected adult subjects without cirrhosis who received Maviret for 12 weeks. The study included subjects who were HCV treatment-naïve or treatment-experienced to combinations of (peg) interferon, ribavirin, and/or sofosbuvir, with the exception of GT3-infected subjects who were all treatment-naïve.

Of the 100 subjects treated, the median age was 60 years (range: 39 to 78); 57% had HCV genotype 1, 13% had HCV genotype 2, 24% had HCV genotype 3, 4% had HCV genotype 4, 2% had HCV genotype 6; 75% were male; 8% were Black; 66% were HCV treatment-naïve; none had cirrhosis and 80% had a baseline fibrosis state of F0 or F1; 80% of subjects were post-liver transplant and 20% were post-kidney transplant. Immunosuppressants allowed for co-administration were ciclosporin ≤ 100 mg/day, tacrolimus, sirolimus, everolimus, azathioprine, mycophenolic acid, prednisone, and prednisolone.

The overall SVR12 rate in post-transplant subjects was 98.0% (98/100). There was one relapse and no on-treatment virologic failure.

Clinical study in renally impaired subjects

EXPEDITION-5 was an open-label study in 101 HCV GT1-6 infected adult subjects without cirrhosis or with compensated cirrhosis and chronic kidney disease (CKD) stage 3b, 4, or 5. Subjects were either treatment-naïve or treatment-experienced to combinations of (peg) interferon, ribavirin, and/or sofosbuvir and received Maviret for 8, 12, or 16 weeks per approved treatment durations.

Of the 101 subjects treated, the median age was 58 years (range 32-87); 53% had HCV genotype 1; 27% had HCV genotype 2; 15% had HCV genotype 3; 4% had HCV genotype 4; 59% were male; 73% were White; 80% were HCV treatment-naïve; 13% had cirrhosis and 65% had a baseline fibrosis state of F0 or F1; 7% were CKD stage 3b; 17% were CKD Stage 4, and 76% were CKD Stage 5 (all receiving dialysis); 84 subjects received 8 weeks of treatment, 13 subjects received 12 weeks of treatment, and 4 subjects received 16 weeks of treatment.

The overall SVR12 rate was 97% (98/101). There were no virologic failures.

Durability of sustained virologic response

In a long-term follow-up study (M13-576), 99.5% (374/376) of adult subjects who had achieved SVR12 in prior clinical studies of Maviret maintained SVR up to their last follow-up visit (median duration of follow-up: 35.5 months): 100%, 99.6%, and 95.8% of subjects who had received 8, 12, and 16 weeks of Maviret therapy, respectively. Among the 2 subjects who did not maintain SVR, 1 experienced a late relapse 390 days after Maviret therapy, and the other subject experienced re-infection with a different HCV genotype.

Elderly

Clinical studies of Maviret included 328 patients aged 65 and over (13.8% of the total number of subjects). The response rates observed for patients ≥ 65 years of age were similar to that of patients < 65 years of age, across treatment groups.

Paediatric population

The efficacy, safety and pharmacokinetics of Maviret in children 3 years to less than 18 years old was demonstrated in an open-label study which was comprised of two parts, DORA Part 1 and Part 2.

DORA Part 1 evaluated the safety and efficacy of Maviret 300 mg/120 mg (three 100 mg/40 mg film-coated tablets) for 8 or 16 weeks in 47 adolescents aged 12 years to less than 18 years. The median age was 14 years (range: 12 to 17); 79% had HCV genotype 1, 6% had HCV genotype 2, 9% had HCV genotype 3, 6% had HCV genotype 4; 55% were female; 11% were Black; 77% were HCV treatment-naïve; 23% were treatment-experienced to interferon; 4% had HIV-coinfection; none had cirrhosis; the mean weight was 59 kg (range: 32 to 109).

In DORA Part 1, the overall SVR12 rate was 100% (47/47). No subject experienced virologic failure.

DORA Part 2 evaluated the safety and efficacy of weight-based dosing of Maviret granules for 8, 12 or 16 weeks in 80 children aged 3 years to less than 12 years. 18 subjects received the initial lower dose, and 62 subjects received the final recommended dose. The median age was 7 years (range: 3 to 11); 73% had HCV genotype 1, 3% had genotype 2, 23% had HCV genotype 3, 3% had HCV genotype 4; 55% were female; 6% were Black; 97.5% were HCV TN; 2.5% were treatment-experienced to interferon; 1% had HIV-coinfection; none had cirrhosis; the mean weight was 26 kg (range: 13 to 44).

In DORA Part 2, the overall SVR12 rate for the subjects who received the final recommended dose was 98.4% (61/62). No subject taking the final recommended dose experienced virologic failure. One 9 year old child with HCV GT3b infection, who had received the initial lower dose, experienced virologic failure. The child had K30R and V31M at baseline and treatment-emergent Y93H at relapse in NS5A; baseline or treatment-emergent substitutions were not detected in NS3.

5.2 Pharmacokinetic properties

The pharmacokinetic properties of the components of Maviret are provided in Table 12.

Table 12: Pharmacokinetic properties of the components of Maviret in healthy subjects

	Glecaprevir	Pibrentasvir
Absorption		
T _{max} (h) ^a of tablets	5.0	5.0
T _{max} (h) ^a of granules	3.0 – 4.0	3.0 – 5.0
Effect of meal (relative to fasting) ^b on adult tablets	↑ 83-163%	↑ 40-53%
Effect of meal (relative to fasting) ^b on granules	↑ 131 – 168%	↑ 56 – 115%
Distribution		
% Bound to human plasma proteins	97.5	> 99.9
Blood-to-plasma ratio	0.57	0.62
Biotransformation		
Biotransformation	Secondary	none
Elimination		
Major route of elimination	Biliary excretion	Biliary excretion
t _{1/2} (h) at steady-state	6 – 9	23 - 29
% of dose excreted in urine ^c	0.7	0
% of dose excreted in faeces ^c	92.1 ^d	96.6
Transport		
Substrate of transporter	P-gp, BCRP, and OATP1B1/3	P-gp and not excluded BCRP

a. Median T_{max} following single doses of glecaprevir and pibrentasvir in healthy subjects.

b. Mean systemic exposure with moderate to high fat meals.

c. Single dose administration of [¹⁴C]glecaprevir or [¹⁴C]pibrentasvir in mass balance studies.

d. Oxidative metabolites or their byproducts accounted for 26% of radioactive dose. No glecaprevir metabolites were observed in plasma.

In patients with chronic hepatitis C infection without cirrhosis, following 3 days of monotherapy with either glecaprevir 300 mg per day (N=6) or pibrentasvir 120 mg per day (N=8) alone, geometric mean AUC₂₄ values were 13 600 ng•h/mL for glecaprevir and 459 ng•h/mL for pibrentasvir. Estimation of the pharmacokinetic parameters using population pharmacokinetic models has inherent uncertainty due to dose non-linearity and cross interaction between glecaprevir and pibrentasvir. Based on population pharmacokinetic models for Maviret in chronic hepatitis C patients, steady-state AUC₂₄ values for glecaprevir and pibrentasvir were 4 800 and 1 430 ng•h/mL in subjects without cirrhosis (N=1 804), and 10 500 and 1 530 ng•h/mL in subjects with cirrhosis (N=280), respectively. Relative to healthy subjects (N=230), population estimates of AUC_{24, ss} were similar (10% difference) for glecaprevir and 34% lower for pibrentasvir in HCV-infected patients without cirrhosis.

Linearity/non-linearity

Glecaprevir AUC increased in a greater than dose-proportional manner (1 200 mg QD had 516-fold higher exposure than 200 mg QD) which may be related to saturation of uptake and efflux transporters.

Pibrentasvir AUC increased in a greater than dose-proportional manner at doses up to 120 mg, (over 10-fold exposure increase at 120 mg QD compared to 30 mg QD), but exhibited linear pharmacokinetics at doses ≥ 120 mg. The non-linear exposure increase < 120 mg may be related to saturation of efflux transporters.

Pibrentasvir bioavailability when co-administered with glecaprevir is 3-fold of pibrentasvir alone. Glecaprevir is affected to a lower extent by co-administration with pibrentasvir.

Pharmacokinetics in special populations

Race/ethnicity

No dose adjustment of Maviret is required based on race or ethnicity.

Gender

No dose adjustment of Maviret is required based on gender.

Elderly

No dose adjustment of Maviret is required in elderly patients. Population pharmacokinetic analysis in HCV-infected subjects showed that within the age range (12 to 88 years) analysed, age did not have a clinically relevant effect on the exposure to glecaprevir or pibrentasvir.

Paediatric population

At the recommended doses according to the patient's body weight, exposures of glecaprevir and pibrentasvir in children aged 3 to < 12 years fell within the efficacious exposure range in adults from Phase 2/3 studies. Maviret is available as a tablet for children 12 years to less than 18 years or weighing more than 45 kg. The granules were not studied in children greater than 12 years old. Tablets and the granules are not interchangeable. The pharmacokinetics of glecaprevir and pibrentasvir have not been established in children < 3 years of age or under 12 kg in weight.

Renal impairment

Glecaprevir and pibrentasvir AUC were increased $\leq 56\%$ in non-HCV infected subjects with mild, moderate, severe, or end stage renal impairment not on dialysis compared to subjects with normal renal function. Glecaprevir and pibrentasvir AUC were similar with and without dialysis ($\leq 18\%$ difference) in dialysis-dependent non-HCV infected subjects. In population pharmacokinetic analysis of HCV-infected subjects, 86% higher glecaprevir and 54% higher pibrentasvir AUC were observed for subjects with end stage renal disease, with or without dialysis, compared to subjects with normal renal function. Larger increases may be expected when unbound concentration is considered.

Overall, the changes in exposures of Maviret in HCV-infected subjects with renal impairment with or without dialysis were not clinically significant.

Hepatic impairment

At the clinical dose, compared to non-HCV infected subjects with normal hepatic function, glecaprevir AUC was 33% higher in Child-Pugh A subjects, 100% higher in Child-Pugh B subjects, and increased to 11-fold in Child-Pugh C subjects. Pibrentasvir AUC was similar in Child-Pugh A subjects, 26% higher in Child-Pugh B subjects, and 114% higher in Child-Pugh C subjects. Larger increases may be expected when unbound concentration is considered.

Population pharmacokinetic analysis demonstrated that following administration of Maviret in HCV-infected subjects with compensated cirrhosis, exposure of glecaprevir was approximately 2-fold and pibrentasvir exposure was similar to non-cirrhotic HCV-infected subjects. The mechanism for the differences between glecaprevir exposure in chronic Hepatitis C patients with or without cirrhosis is unknown.

5.3 Preclinical safety data

Glecaprevir and pibrentasvir were not genotoxic in a battery of *in vitro* or *in vivo* assays, including bacterial mutagenicity, chromosome aberration using human peripheral blood lymphocytes and *in vivo* rodent micronucleus assays. Carcinogenicity studies with glecaprevir and pibrentasvir have not been conducted.

No effects on mating, female or male fertility, or early embryonic development were observed in rodents at up to the highest dose tested. Systemic exposures (AUC) to glecaprevir and pibrentasvir were approximately 63 and 102 times higher, respectively, than the exposure in humans at the recommended dose.

In animal reproduction studies, no adverse developmental effects were observed when the components of Maviret were administered separately during organogenesis at exposures up to 53 times (rats; glecaprevir) or 51 and 1.5 times (mice and rabbits, respectively; pibrentasvir) the human exposures at the recommended dose of Maviret. Maternal toxicity (anorexia, lower body weight, and lower body weight gain) with some embryofetal toxicity (increase in post-implantation loss and number of resorptions and a decrease in mean foetal body weight), precluded the ability to evaluate glecaprevir in the rabbit at clinical exposures. There were no developmental effects with either compound in rodent peri/postnatal developmental studies in which maternal systemic exposures (AUC) to glecaprevir and pibrentasvir were approximately 47 and 74 times, respectively, the exposure in humans at the recommended dose. Unchanged glecaprevir was the main component observed in the milk of lactating rats without effect on nursing pups. Pibrentasvir was the only component observed in the milk of lactating rats without effect on nursing pups.

6. PHARMACEUTICAL PARTICULARS

6.1 List of excipients

Granule core

Copovidone

Tocofersolan

Propylene glycol monocaprylate

Colloidal silicon dioxide

Croscarmellose sodium (in the glecaprevir granules only)

Sodium stearyl fumarate

Granule coating

Hypromellose (E464)

Lactose monohydrate

Titanium dioxide

Macrogol

Iron oxide red (E172)

Iron oxide yellow (E172)

6.2 Incompatibilities

Not applicable.

6.3 Shelf life

2 years

6.4 Special precautions for storage

This medicinal product does not require any special storage conditions.

6.5 Nature and contents of container

Maviret coated granules are supplied in polyethylene terephthalate (PET) /aluminium/polyethylene film sachets in cartons. Each carton contains 28 sachets.

6.6 Special precautions for disposal

Any unused medicinal product or waste material should be disposed of in accordance with local requirements.

7. MARKETING AUTHORISATION HOLDER

AbbVie Deutschland GmbH & Co. KG
Knollstrasse
67061 Ludwigshafen
Germany

8. MARKETING AUTHORISATION NUMBER

EU/1/17/1213/003

9. DATE OF FIRST AUTHORISATION/RENEWAL OF THE AUTHORISATION

Date of first authorisation: 26 July 2017
Date of latest renewal: 22 March 2022

10. DATE OF REVISION OF THE TEXT

Detailed information on this product is available on the website of the European Medicines Agency
<http://www.ema.europa.eu>

ANNEX II

- A. MANUFACTURERS RESPONSIBLE FOR BATCH RELEASE**
- B. CONDITIONS OR RESTRICTIONS REGARDING SUPPLY AND USE**
- C. OTHER CONDITIONS AND REQUIREMENTS OF THE
MARKETING AUTHORISATION**
- D. CONDITIONS OR RESTRICTIONS WITH REGARD TO THE SAFE
AND EFFECTIVE USE OF THE MEDICINAL PRODUCT**

A. MANUFACTURERS RESPONSIBLE FOR BATCH RELEASE

Name and address of the manufacturers responsible for batch release of film-coated tablets

AbbVie Deutschland GmbH & Co. KG
Knollstrasse
67061 Ludwigshafen
GERMANY

or

AbbVie Logistics B.V
Zuiderzeelaan 53
8017 JV Zwolle
NETHERLANDS

The printed package leaflet of the medicinal product must state the name and address of the manufacturer responsible for the release of the concerned batch.

Name and address of the manufacturer responsible for batch release of coated granules in sachet

AbbVie S.r.l.
S.R. 148 Pontina km 52 SNC
04011 Campoverde di Aprilia (LT)
Italy

B. CONDITIONS OR RESTRICTIONS REGARDING SUPPLY AND USE

Medicinal product subject to restricted medical prescription (see Annex I: Summary of Product Characteristics, section 4.2).

C. OTHER CONDITIONS AND REQUIREMENTS OF THE MARKETING AUTHORISATION

- **Periodic safety update reports (PSURs)**

The requirements for submission of PSURs for this medicinal product are set out in the list of Union reference dates (EURD list) provided for under Article 107c(7) of Directive 2001/83/EC and any subsequent updates published on the European medicines web-portal.

D. CONDITIONS OR RESTRICTIONS WITH REGARD TO THE SAFE AND EFFECTIVE USE OF THE MEDICINAL PRODUCT

- **Risk management plan (RMP)**

The marketing authorisation holder (MAH) shall perform the required pharmacovigilance activities and interventions detailed in the agreed RMP presented in Module 1.8.2 of the marketing authorisation and any agreed subsequent updates of the RMP.

An updated RMP should be submitted:

- At the request of the European Medicines Agency;
- Whenever the risk management system is modified, especially as the result of new information being received that may lead to a significant change to the benefit/risk profile

or as the result of an important (pharmacovigilance or risk minimisation) milestone being reached.

ANNEX III
LABELLING AND PACKAGE LEAFLET

A. LABELLING

PARTICULARS TO APPEAR ON THE OUTER PACKAGING

OUTER CARTON

1. NAME OF THE MEDICINAL PRODUCT

Maviret 100 mg/40 mg film-coated tablets
glecaprevir/pibrentasvir

2. STATEMENT OF ACTIVE SUBSTANCES

Each film-coated tablet contains 100 mg of glecaprevir and 40 mg of pibrentasvir.

3. LIST OF EXCIPIENTS

Contains lactose. See leaflet for further information.

4. PHARMACEUTICAL FORM AND CONTENTS

film-coated tablets

84 (4 x 21) film-coated tablets

5. METHOD AND ROUTE OF ADMINISTRATION

Read the package leaflet before use.

Oral use

6. SPECIAL WARNING THAT THE MEDICINAL PRODUCT MUST BE STORED OUT OF THE SIGHT AND REACH OF CHILDREN

Keep out of the sight and reach of children.

7. OTHER SPECIAL WARNING, IF NECESSARY

8. EXPIRY DATE

EXP

9. SPECIAL STORAGE CONDITIONS

10. SPECIAL PRECAUTIONS FOR DISPOSAL OF UNUSED MEDICINAL PRODUCTS OR WASTE MATERIALS DERIVED FROM SUCH MEDICINAL PRODUCTS, IF APPROPRIATE

11. NAME AND ADDRESS OF THE MARKETING AUTHORISATION HOLDER

AbbVie Deutschland GmbH & Co. KG
Knollstrasse
67061 Ludwigshafen
Germany

12. MARKETING AUTHORISATION NUMBER

EU/1/17/1213/001

13. BATCH NUMBER

Lot

14. GENERAL CLASSIFICATION FOR SUPPLY

15. INSTRUCTIONS ON USE

16. INFORMATION IN BRAILLE

maviret 100 mg/40 mg

17. UNIQUE IDENTIFIER – 2D BARCODE

2D barcode carrying the unique identifier included.

18. UNIQUE IDENTIFIER - HUMAN READABLE DATA

PC
SN
NN

PARTICULARS TO APPEAR ON THE OUTER PACKAGING

INNER CARTON

1. NAME OF THE MEDICINAL PRODUCT

Maviret 100 mg/40 mg film-coated tablets
glecaprevir/pibrentasvir

2. STATEMENT OF ACTIVE SUBSTANCES

Each film-coated tablet contains 100 mg of glecaprevir and 40 mg of pibrentasvir.

3. LIST OF EXCIPIENTS

Contains lactose. See leaflet for further information.

4. PHARMACEUTICAL FORM AND CONTENTS

film-coated tablets

21 film-coated tablets

5. METHOD AND ROUTE OF ADMINISTRATION

Read the package leaflet before use.

Oral use

Take all 3 tablets in 1 blister once daily with food

6. SPECIAL WARNING THAT THE MEDICINAL PRODUCT MUST BE STORED OUT OF THE SIGHT AND REACH OF CHILDREN

Keep out of the sight and reach of children.

7. OTHER SPECIAL WARNING, IF NECESSARY

8. EXPIRY DATE

EXP

9. SPECIAL STORAGE CONDITIONS

10. SPECIAL PRECAUTIONS FOR DISPOSAL OF UNUSED MEDICINAL PRODUCTS OR WASTE MATERIALS DERIVED FROM SUCH MEDICINAL PRODUCTS, IF APPROPRIATE

11. NAME AND ADDRESS OF THE MARKETING AUTHORISATION HOLDER

AbbVie Deutschland GmbH & Co. KG
Knollstrasse
67061 Ludwigshafen
Germany

12. MARKETING AUTHORISATION NUMBER

EU/1/17/1213/001

13. BATCH NUMBER

Lot

14. GENERAL CLASSIFICATION FOR SUPPLY

15. INSTRUCTIONS ON USE

16. INFORMATION IN BRAILLE

maviret 100 mg/40 mg

17. UNIQUE IDENTIFIER – 2D BARCODE

18. UNIQUE IDENTIFIER - HUMAN READABLE DATA

MINIMUM PARTICULARS TO APPEAR ON BLISTERS OR STRIPS

BLISTER

1. NAME OF THE MEDICINAL PRODUCT

Maviret 100 mg/40 mg tablets
glecaprevir/pibrentasvir

2. NAME OF THE MARKETING AUTHORISATION HOLDER

AbbVie (as logo)

3. EXPIRY DATE

EXP

4. BATCH NUMBER

Lot

5. OTHER

PARTICULARS TO APPEAR ON THE OUTER PACKAGING

CARTON

1. NAME OF THE MEDICINAL PRODUCT

Maviret 50 mg/20 mg coated granules in sachet
glecaprevir/pibrentasvir

2. STATEMENT OF ACTIVE SUBSTANCES

Each sachet contains 50 mg glecaprevir and 20 mg pibrentasvir.

3. LIST OF EXCIPIENTS

Contains lactose and propylene glycol. See leaflet for further information.

4. PHARMACEUTICAL FORM AND CONTENTS

coated granules

28 sachets

5. METHOD AND ROUTE OF ADMINISTRATION

Read the package leaflet before use.

Oral use

6. SPECIAL WARNING THAT THE MEDICINAL PRODUCT MUST BE STORED OUT OF THE SIGHT AND REACH OF CHILDREN

Keep out of the sight and reach of children.

7. OTHER SPECIAL WARNING, IF NECESSARY

8. EXPIRY DATE

EXP

9. SPECIAL STORAGE CONDITIONS

10. SPECIAL PRECAUTIONS FOR DISPOSAL OF UNUSED MEDICINAL PRODUCTS OR WASTE MATERIALS DERIVED FROM SUCH MEDICINAL PRODUCTS, IF APPROPRIATE

11. NAME AND ADDRESS OF THE MARKETING AUTHORISATION HOLDER

AbbVie Deutschland GmbH & Co. KG
Knollstrasse
67061 Ludwigshafen
Germany

12. MARKETING AUTHORISATION NUMBER

EU/1/17/1213/003

13. BATCH NUMBER

Lot

14. GENERAL CLASSIFICATION FOR SUPPLY

15. INSTRUCTIONS ON USE

16. INFORMATION IN BRAILLE

maviret 50 mg/20 mg

17. UNIQUE IDENTIFIER – 2D BARCODE

2D barcode carrying the unique identifier included.

18. UNIQUE IDENTIFIER - HUMAN READABLE DATA

PC
SN
NN

MINIMUM PARTICULARS TO APPEAR ON SMALL IMMEDIATE PACKAGING UNITS
SACHET

1. NAME OF THE MEDICINAL PRODUCT AND ROUTE(S) OF ADMINISTRATION

Maviret 50 mg/20 mg coated granules in sachet
glecaprevir/pibrentasvir
oral use

2. METHOD OF ADMINISTRATION

3. EXPIRY DATE

EXP

4. BATCH NUMBER

Lot

5. CONTENTS BY WEIGHT, BY VOLUME OR BY UNIT

6. OTHER

AbbVie (as logo)

B. PACKAGE LEAFLET

Package leaflet: Information for the user

Maviret 100 mg/40 mg film-coated tablets glecaprevir/pibrentasvir

Read all of this leaflet carefully before you start taking this medicine because it contains important information for you.

- Keep this leaflet. You may need to read it again.
- If you have any further questions, ask your doctor or pharmacist.
- This medicine has been prescribed for you only. Do not pass it on to others. It may harm them, even if their signs of illness are the same as yours.
- If you get any side effects, talk to your doctor or pharmacist. This includes any possible side effects not listed in this leaflet. See section 4.

What is in this leaflet

1. What Maviret is and what it is used for
2. What you need to know before you take Maviret
3. How to take Maviret
4. Possible side effects
5. How to store Maviret
6. Contents of the pack and other information

1. What Maviret is and what it is used for

Maviret is an antiviral medicine used to treat adults and children 3 years and older with long-term ('chronic') hepatitis C. This is an infectious disease that affects the liver, caused by the hepatitis C virus. Maviret contains the active substances glecaprevir and pibrentasvir.

Maviret works by stopping the hepatitis C virus from multiplying and infecting new cells. This allows the infection to be eliminated from the body.

2. What you need to know before you take Maviret

Do not take Maviret if:

- you are allergic to glecaprevir, pibrentasvir or any of the other ingredients of this medicine (listed in section 6).
- you have severe liver problems other than from hepatitis C.
- you are taking the following medicines:
 - atazanavir (for HIV infection)
 - atorvastatin or simvastatin (to lower blood cholesterol)
 - carbamazepine, phenobarbital, phenytoin, primidone (normally used for epilepsy)
 - dabigatran etexilate (to prevent blood clots)
 - ethinyl oestradiol-containing medicines (such as contraception medicines, including vaginal rings, transdermal patches, and tablets)
 - rifampicin (for infections)
 - St. John's wort (*Hypericum perforatum*) (herbal remedy used for mild depression).

Do not take Maviret if any of the above apply to you. If you are not sure, talk to your doctor or pharmacist before taking Maviret.

Warnings and precautions

Talk to your doctor if you have the following because your doctor may want to check you more closely:

- liver problems other than hepatitis C

- current or previous infection with the hepatitis B virus
- diabetes. You may need closer monitoring of your blood glucose levels and/or adjustment of your diabetes treatment after starting Maviret. Some diabetic patients have experienced low sugar levels in the blood (hypoglycaemia) after starting treatment with medicines like Maviret.

Blood tests

Your doctor will test your blood before, during and after your treatment with Maviret. This is so that your doctor can decide if:

- you should take Maviret and for how long
- your treatment has worked and you are free of the hepatitis C virus.

Children

Do not give this medicine to children under 3 years of age or weighing less than 12 kg. The use of Maviret in children under 3 years of age or weighing less than 12 kg has not yet been studied.

Other medicines and Maviret

Tell your doctor or pharmacist if you are taking, have recently taken or might take any other medicines.

Tell your doctor or pharmacist before taking Maviret, if you are taking any of the medicines in the table below. The doctor may need to change your dose of these medicines.

Medicines you must tell your doctor about before taking Maviret	
Medicine	Purpose of the medicine
ciclosporin, tacrolimus	to suppress the immune system
darunavir, efavirenz, lopinavir, ritonavir	for HIV infection
digoxin	for heart problems
fluvastatin, lovastatin, pitavastatin, pravastatin, rosuvastatin	to lower blood cholesterol
warfarin and other similar medicines*	to prevent blood clots

*Your doctor may need to increase the frequency of your blood tests to check how well your blood can clot.

If any of the above apply to you (or you are not sure), talk to your doctor or pharmacist before taking Maviret.

Pregnancy and contraception

The effects of Maviret during pregnancy are not known. If you are pregnant, think you may be pregnant or are planning to have a baby, ask your doctor for advice before taking this medicine, as the use of Maviret in pregnancy is not recommended. Contraceptive medicines that contain ethinylestradiol must not be used in combination with Maviret.

Breast-feeding

Talk to your doctor before taking Maviret if you are breast-feeding. It is not known whether the two medicines in Maviret pass into breast milk.

Driving and using machines

Maviret should not affect your ability to drive or use any tools or machines.

Maviret contains lactose

If you have been told by your doctor that you have an intolerance to some sugars, contact your doctor before taking this medicine.

Maviret contains sodium

This medicine contains less than 1 mmol sodium (23 mg) per tablet, that is to say essentially 'sodium-free'.

3. How to take Maviret

Always take this medicine exactly as your doctor or pharmacist has told you. Check with your doctor or pharmacist if you are not sure. Your doctor will tell you how long you need to take Maviret for. Maviret tablets are intended for adults, children 12 years and older, or children weighing 45 kg or more. Maviret coated granules are intended for children aged 3 years to less than 12 years and weighing 12 kg to less than 45 kg.

How much to take

The recommended dose for adults, children aged 12 years and older, or children weighing at least 45 kg is three tablets of Maviret 100 mg/40 mg taken together, once a day. Three tablets in one blister is the daily dose.

How to take

- Take the tablets with food.
- Swallow the tablets whole.
- Do not chew, crush or break the tablets as it may affect the amount of Maviret in your blood.

If you are sick (vomit) after taking Maviret it may affect the amount of Maviret in your blood. This may make Maviret work less well.

- If you vomit **less than 3 hours** after taking Maviret, take another dose.
- If you vomit **more than 3 hours** after taking Maviret, you do not need to take another dose until your next scheduled dose.

If you take more Maviret than you should

If you accidentally take more than the recommended dose, contact your doctor or go to the nearest hospital straight away. Take the medicine pack with you so that you can show the doctor what you have taken.

If you forget to take Maviret

It is important not to miss a dose of this medicine.

If you do miss a dose, work out how long it is since you should have last taken Maviret:

- If you notice **within 18 hours** of the time you usually take Maviret, take the dose as soon as possible. Then take the next dose at your usual time.
- If you notice **18 hours or more** after the time you usually take Maviret, wait and take the next dose at your usual time. Do not take a double dose to make up for a forgotten tablet.

If you have any further questions on the use of this medicine, ask your doctor or pharmacist.

4. Possible side effects

Like all medicines, this medicine can cause side effects, although not everybody gets them.

Tell your doctor or pharmacist if you notice any of the following side effects:

Very common: may affect more than 1 in 10 people

- feeling very tired (fatigue)
- headache

Common: may affect up to 1 in 10 people

- feeling sick (nausea)
- diarrhoea
- feeling weak or lack of energy (asthenia)
- increase in a laboratory test of liver function (bilirubin)

Uncommon: may affect up to 1 in 100 people

- swelling of the face, lips, tongue, throat, abdomen, arms or legs

Not known: cannot be estimated from the available data

- itching

Reporting of side effects

If you get any side effects, talk to your doctor or pharmacist. This includes any possible side effects not listed in this leaflet. You can also report side effects directly via [the national reporting system listed in Appendix V](#). By reporting side effects you can help provide more information on the safety of this medicine.

5. How to store Maviret

Keep this medicine out of the sight and reach of children.

Do not use this medicine after the expiry date which is stated on the carton and blister after EXP. The expiry date refers to the last day of that month.

This medicine does not require any special storage conditions.

Do not throw away any medicines via wastewater or household waste. Ask your pharmacist how to throw away medicines you no longer use. These measures will help protect the environment.

6. Contents of the pack and other information

What Maviret contains

- The active substances are glecaprevir and pibrentasvir. Each tablet contains 100 mg of glecaprevir and 40 mg of pibrentasvir.
- The other ingredients are:
 - Tablet core: copovidone (Type K 28), vitamin E polyethylene glycol succinate, silica, anhydrous colloidal, propylene glycol monocaprylate (type II), croscarmellose sodium, sodium stearyl fumarate.
 - Tablet film-coating: hypromellose (E464), lactose monohydrate, titanium dioxide, macrogol 3350, iron oxide red (E172).

Maviret contains lactose and sodium. See section 2.

What Maviret looks like and contents of the pack

Maviret tablets are pink, oblong, curved on both sides (biconvex), film-coated tablets (tablets) with dimensions of 18.8 mm x 10.0 mm and debossed on one side with 'NXT'.

Maviret tablets are packed into foil blisters, each containing 3 tablets. Maviret is available in a pack of 84 tablets as 4 cartons, each containing 21 film-coated tablets.

Marketing Authorisation Holder

AbbVie Deutschland GmbH & Co. KG
Knollstrasse
67061 Ludwigshafen
Germany

Manufacturer

AbbVie Deutschland GmbH & Co. KG
Knollstrasse
67061 Ludwigshafen
Germany

or

AbbVie Logistics B.V
Zuiderzeelaan 53
8017 JV Zwolle
Netherlands

For any information about this medicine, please contact the local representative of the Marketing Authorisation Holder:

België/Belgique/Belgien

AbbVie SA
Tél/Tel: +32 10 477811

България

АБВи ЕООД
Тел.: +359 2 90 30 430

Česká republika

AbbVie s.r.o.
Tel: +420 233 098 111

Danmark

AbbVie A/S
Tlf: +45 72 30-20-28

Deutschland

AbbVie Deutschland GmbH & Co. KG
Tel: 00800 222843 33 (gebührenfrei)
Tel: +49 (0) 611 / 1720-0

Eesti

AbbVie OÜ
Tel: +372 623 1011

Ελλάδα

AbbVie ΦΑΡΜΑΚΕΥΤΙΚΗ Α.Ε.
Τηλ: +30 214 4165 555

España

AbbVie Spain, S.L.U.
Tel: +34 91 384 09 10

Lietuva

AbbVie UAB
Tel: +370 5 205 3023

Luxembourg/Luxemburg

AbbVie SA
Belgique/Belgien
Tél/Tel: +32 10 477811

Magyarország

AbbVie Kft.
Tel.: +36 1 455 8600

Malta

V.J.Salomone Pharma Limited
Tel: +356 22983201

Nederland

AbbVie B.V.
Tel: +31 (0)88 322 2843

Norge

AbbVie AS
Tlf: +47 67 81 80 00

Österreich

AbbVie GmbH
Tel: +43 1 20589-0

Polska

AbbVie Polska Sp. z o.o.
Tel.: +48 22 372 78 00

France

AbbVie

Tél: +33 (0)1 45 60 13 00

Hrvatska

AbbVie d.o.o.

Tel: +385 (0)1 5625 501

Ireland

AbbVie Limited

Tel: +353 (0)1 4287900

Ísland

Vistor hf.

Sími: +354 535 7000

Italia

AbbVie S.r.l.

Tel: +39 06 928921

Κύπρος

Lifepharm (Z.A.M.) Ltd

Τηλ: +357 22 34 74 40

Latvija

AbbVie SIA

Tel: +371 67605000

Portugal

AbbVie, Lda.

Tel: +351 (0)21 1908400

România

AbbVie S.R.L.

Tel: +40 21 529 30 35

Slovenija

AbbVie Biofarmaceutvska družba d.o.o.

Tel: +386 (1)32 08 060

Slovenská republika

AbbVie s.r.o.

Tel: +421 2 5050 0777

Suomi/Finland

AbbVie Oy

Puh/Tel: +358 (0)10 2411 200

Sverige

AbbVie AB

Tel: +46 (0)8 684 44 600

United Kingdom (Northern Ireland)

AbbVie Deutschland GmbH & Co. KG

Tel: +44 (0)1628 561090

This leaflet was last revised in

Other sources of information

Detailed information on this medicine is available on the European Medicines Agency web site:

<http://www.ema.europa.eu>.

To listen to or request a copy of this leaflet in <Braille>, <large print> or <audio>, please contact the local representative of the Marketing Authorisation Holder.

Package leaflet: Information for the user

Maviret 50 mg/20 mg coated granules in sachet glecaprevir/pibrentasvir

Read all of this leaflet carefully before your child starts taking this medicine because it contains important information for your child.

- Keep this leaflet. You may need to read it again.
- If you have any further questions, ask your child's doctor or pharmacist.
- This medicine has been prescribed for your child only. Do not pass it on to others. It may harm them, even if their signs of illness are the same as your child's.
- If your child gets any side effects, talk to their doctor or pharmacist. This includes any possible side effects not listed in this leaflet. See section 4.

What is in this leaflet

1. What Maviret is and what it is used for
2. What you need to know before your child takes Maviret
3. How to take Maviret
4. Possible side effects
5. How to store Maviret
6. Contents of the pack and other information
7. Instructions for use

1. What Maviret is and what it is used for

Maviret is an antiviral medicine used to treat children aged 3 years and older with long-term ('chronic') hepatitis C. This is an infectious disease that affects the liver, caused by the hepatitis C virus. Maviret contains the active substances glecaprevir and pibrentasvir.

Maviret works by stopping the hepatitis C virus from multiplying and infecting new cells. This allows the infection to be eliminated from the body.

2. What you need to know before your child takes Maviret

Do not give Maviret if:

- your child is allergic to glecaprevir, pibrentasvir or any of the other ingredients of this medicine (listed in section 6).
- your child has severe liver problems other than from hepatitis C.
- your child is taking the following medicines:
 - atazanavir (for HIV infection)
 - atorvastatin or simvastatin (to lower blood cholesterol)
 - carbamazepine, phenobarbital, phenytoin, primidone (normally used for epilepsy)
 - dabigatran etexilate (to prevent blood clots)
 - ethinyl oestradiol-containing medicines (such as contraception medicines, including vaginal rings, transdermal patches and tablets)
 - rifampicin (for infections)
 - St. John's wort (*Hypericum perforatum*) (herbal remedy used for mild depression).

Do not give Maviret to your child if any of the above apply. If you are not sure, talk to your child's doctor or pharmacist before giving Maviret.

Warnings and precautions

Talk to your child's doctor if they have the following because the doctor may want to check your child more closely:

- liver problems other than hepatitis C
- current or previous infection with the hepatitis B virus
- diabetes. Your child may need closer monitoring of their blood glucose levels and/or adjustment of diabetes treatment after starting Maviret. Some diabetic patients have experienced low sugar levels in the blood (hypoglycaemia) after starting treatment with medicines like Maviret.

Blood tests

Your child's doctor will test their blood before, during and after treatment with Maviret. This is so that the doctor can decide if:

- Your child should take Maviret and for how long
- The treatment has worked and your child is free of the hepatitis C virus.

Children under 3 years old

Do not give this medicine to children under 3 years of age or weighing less than 12 kg. The use of Maviret in children under 3 years of age or weighing less than 12 kg has not yet been studied.

Other medicines and Maviret

Tell your child's doctor or pharmacist if they are taking, have recently taken or might take any other medicines.

Tell your child's doctor or pharmacist before giving Maviret, if they are taking any of the medicines in the table below. The doctor may need to change the dose of these medicines.

Medicines you must tell your child's doctor about before giving Maviret	
Medicine	Purpose of the medicine
ciclosporin, tacrolimus	to suppress the immune system
darunavir, efavirenz, lopinavir, ritonavir	for HIV infection
digoxin	for heart problems
fluvastatin, lovastatin, pitavastatin, pravastatin, rosuvastatin	to lower blood cholesterol
warfarin and other similar medicines*	to prevent blood clots

*Your child's doctor may need to increase the frequency of blood tests to check how well your child's blood can clot.

If any of the above apply to your child (or you are not sure), talk to your child's doctor or pharmacist before giving Maviret.

Maviret contains lactose

If you have been told by your doctor that your child has an intolerance to some sugars, contact your doctor before giving this medicine.

Maviret contains propylene glycol

This medicine contains 4 mg propylene glycol in each sachet.

Maviret contains sodium

This medicine contains less than 1 mmol sodium (23 mg) per sachet, that is to say essentially 'sodium free'.

3. How to take Maviret

Always give this medicine exactly as your child's doctor or pharmacist has told you. Check with your child's doctor or pharmacist if you are not sure. Maviret coated granules are intended for children aged

3 years to less than 12 years and weighing 12 kg to less than 45 kg. Maviret tablets are intended for adults, children 12 years and older, or children weighing 45 kg or more.

Your child's doctor will tell you how long your child needs to take Maviret for.

How much to take

The recommended dose for children 3 to less than 12 years old is based on their body weight as shown in the table below.

Weight of child (kg)	Number of sachets once daily
From 12 to less than 20 kg	3 sachets
From 20 to less than 30 kg	4 sachets
From 30 to less than 45 kg	5 sachets

For children weighing 45 kg or more, talk to your child's doctor about giving Maviret tablets.

How to take Maviret

- Give Maviret once a day just before or after a snack or meal.
- Mix all the granules in the sachet with a small amount of recommended food and swallow. The granules should not be crushed or chewed (see Instructions for use for list of recommended food).
- Do not give Maviret granules through a feeding tube.

If your child is sick (vomits) after taking Maviret it may affect the amount of Maviret in their blood. This may make Maviret work less well.

- If they vomit less than 3 hours after taking Maviret, give another dose.
- If they vomit more than 3 hours after taking Maviret, you do not need to give another dose until the next dose is due.

If they take more Maviret than they should

If they accidentally take more than the recommended dose, contact your child's doctor or go to the nearest hospital straight away. Take the medicine pack with you so that you can show the doctor what your child has taken.

If you forget to give Maviret

It is important not to miss a dose of this medicine.

If your child does miss a dose, work out how long it is since they should have last taken Maviret:

- If you notice within 18 hours of the time your child usually takes Maviret, give the dose as soon as possible. Then give the next dose at the usual time.
- If you notice 18 hours or more after the time your child usually takes Maviret, wait and give the next dose at the usual time. Do not give a double dose to make up for a forgotten dose.

If you have any further questions on the use of this medicine, ask your child's doctor or pharmacist.

4. Possible side effects

Like all medicines, this medicine can cause side effects, although not everybody gets them.

Tell your child's doctor or pharmacist if you notice any of the following side effects:

Very common: may affect more than 1 in 10 people

- feeling very tired (fatigue)
- headache

Common: may affect up to 1 in 10 people

- feeling sick (nausea)

- diarrhoea
- feeling weak or lack of energy (asthenia)
- increase in a laboratory test of liver function (bilirubin)

Uncommon: may affect up to 1 in 100 people

- swelling of the face, lips, tongue, throat, abdomen, arms or legs

Not known: frequency cannot be estimated from the available data

- itching

Reporting of side effects

If your child gets any side effects, talk to your child's doctor or pharmacist. This includes any possible side effects not listed in this leaflet. You can also report side effects directly via [the national reporting system listed in Appendix V](#). By reporting side effects you can help provide more information on the safety of this medicine.

5. How to store Maviret

Keep this medicine out of the sight and reach of children.

Do not use this medicine after the expiry date which is stated on the carton and sachet after EXP. The expiry date refers to the last day of that month.

This medicine does not require any special storage conditions.

Do not throw away any medicines via wastewater or household waste. Ask your pharmacist how to throw away medicines you no longer use. These measures will help protect the environment.

6. Contents of the pack and other information

What Maviret contains

- The active substances are glecaprevir and pibrentasvir. Each sachet contains 50 mg of glecaprevir and 20 mg of pibrentasvir.
- The other ingredients are: Copovidone, tocofersolan, propylene glycol monocaprylate, colloidal silicon dioxide, croscarmellose sodium (in the glecaprevir granules only), sodium stearyl fumarate, hypromellose (E464), lactose monohydrate, titanium dioxide, macrogol, iron oxide red (E172), iron oxide yellow (E172)

Maviret contains lactose, propylene glycol and sodium. See section 2.

What Maviret looks like and contents of the pack

Maviret coated granules are supplied in polyester/aluminium/polyethylene film sachets in cartons. Each carton contains 28 sachets. Each sachet contains pink and yellow granules.

Marketing Authorisation Holder

AbbVie Deutschland GmbH & Co. KG
Knollstrasse
67061 Ludwigshafen
Germany

Manufacturer

AbbVie S.r.l.
S.R. 148 Pontina km 52 SNC
04011 Campoverde di Aprilia (LT)
Italy

For any information about this medicine, please contact the local representative of the Marketing Authorisation Holder:

België/Belgique/Belgien

AbbVie SA
Tél/Tel: +32 10 477811

България

АБВИ ЕООД
Тел.: +359 2 90 30 430

Česká republika

AbbVie s.r.o.
Tel: +420 233 098 111

Danmark

AbbVie A/S
Tlf: +45 72 30-20-28

Deutschland

AbbVie Deutschland GmbH & Co. KG
Tel: 00800 222843 33 (gebührenfrei)
Tel: +49 (0) 611 / 1720-0

Eesti

AbbVie OÜ
Tel: +372 623 1011

Ελλάδα

AbbVie ΦΑΡΜΑΚΕΥΤΙΚΗ Α.Ε.
Τηλ: +30 214 4165 555

España

AbbVie Spain, S.L.U.
Tel: +34 91 384 09 10

France

AbbVie
Tél: +33 (0)1 45 60 13 00

Hrvatska

AbbVie d.o.o.
Tel: +385 (0)1 5625 501

Ireland

AbbVie Limited
Tel: +353 (0)1 4287900

Lietuva

AbbVie UAB
Tel: +370 5 205 3023

Luxembourg/Luxemburg

AbbVie SA
Belgique/Belgien
Tél/Tel: +32 10 477811

Magyarország

AbbVie Kft.
Tel.: +36 1 455 8600

Malta

V.J.Salomone Pharma Limited
Tel: +356 22983201

Nederland

AbbVie B.V.
Tel: +31 (0)88 322 2843

Norge

AbbVie AS
Tlf: +47 67 81 80 00

Österreich

AbbVie GmbH
Tel: +43 1 20589-0

Polska

AbbVie Polska Sp. z o.o.
Tel.: +48 22 372 78 00

Portugal

AbbVie, Lda.
Tel: +351 (0)21 1908400

România

AbbVie S.R.L.
Tel: +40 21 529 30 35

Slovenija

AbbVie Biofarmacevtska družba d.o.o.
Tel: +386 (1)32 08 060

Ísland

Vistor hf.
Sími: +354 535 7000

Slovenská republika

AbbVie s.r.o.
Tel: +421 2 5050 0777

Italia

AbbVie S.r.l.
Tel: +39 06 928921

Suomi/Finland

AbbVie Oy
Puh/Tel: +358 (0)10 2411 200

Κύπρος

Lifepharma (Z.A.M.) Ltd
Τηλ: +357 22 34 74 40

Sverige

AbbVie AB
Tel: +46 (0)8 684 44 600

Latvija

AbbVie SIA
Tel: +371 67605000

United Kingdom (Northern Ireland)

AbbVie Deutschland GmbH & Co. KG
Tel: +44 (0)1628 561090

This leaflet was last revised in

Other sources of information

Detailed information on this medicine is available on the European Medicines Agency web site:
<http://www.ema.europa.eu>.

To listen to or request a copy of this leaflet in <Braille>, <large print> or <audio>, please contact the local representative of the Marketing Authorisation Holder.

7. Instructions for use

Please read all of section 7 before using Maviret granules in sachets.

Step 1. Get the number of sachets as advised by your child's doctor

Weight of child (kg)	Number of sachets once daily	Food Amount (approximate)
From 12 to less than 20 kg	3 sachets	About 1-2 teaspoons (5-10 mL) of recommended food listed in step 2
From 20 to less than 30 kg	4 sachets	
From 30 to less than 45 kg	5 sachets	

For children weighing 45 kg or more, talk to your child's doctor about giving Maviret tablets.
Do not give more than 5 sachets.

Step 2. Choose suitable food to mix with Maviret granules

Suitable food should stick to the spoon. It must be soft, low in water content and can be swallowed without chewing.

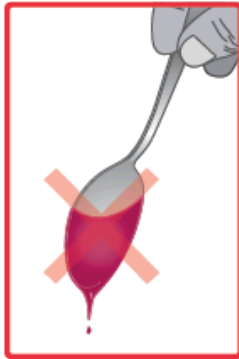


Example of recommended foods:

- ✓ Greek yogurt
- ✓ Cream/soft cheese
- ✓ Peanut butter
- ✓ Chocolate hazelnut spread
- ✓ Thick jam
- ✓ Other food that sticks to the spoon

Note: in addition to the food used to mix the granules, Maviret should also be taken at the same time or straight after a meal or snack. The food used to mix the granules does not replace the meal or snack to take with Maviret.

Do not use food if it drips off a spoon as the medicine may dissolve quickly, taste bitter, and become less effective. **Do not** use food that your child is allergic to.



Example of foods **not** to use:

- ✗ Liquids or watery food
- ✗ Apple sauce
- ✗ Food or liquid that is heated or frozen
- ✗ Bread or other food that requires chewing
- ✗ Non-Greek yogurt
- ✗ Baby food
- ✗ Food that drips off the spoon

For more information about suitable foods, contact your child's doctor or pharmacist.

Step 3. Gather materials



Place the following on a clean surface:

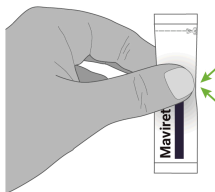
- Box with sachets in it
- Soft food
- Bowl to use for mixing
- Teaspoon
- Scissors



Step 4. Measure food

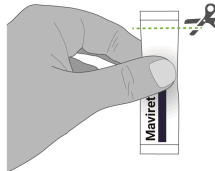
- Place a small amount (1-2 teaspoons or 5-10 mL) of soft food into a bowl.
- The granules inside the sachets are very small, so placing food in the bowl first will help contain them.

Step 5. Prepare sachet



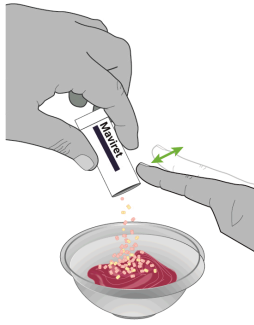
- Look for the dotted line on the sachet to find the top end.
- Hold the sachet upright and tap the top of the sachet. Keep tapping until all the granules inside fall to the bottom.
- Feel top area of sachet thoroughly to make sure all granules are at the bottom.

Step 6. Cut top of sachet



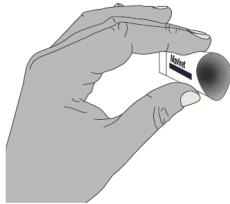
- Pinch the sachet in the centre, above the granules inside.
- Use scissors to cut the top of the sachet completely off.

Be Careful: Granules are very small and can fall out easily.



Step 7. Pour sachet

- Make sure the sachet is fully open.
- Carefully pour all granules (pink and yellow) out of the sachet into the bowl of food.
- Tap sachet to get all the granules out.
- Repeat for each sachet for your child's daily dose.



Step 8. Check sachet

Look inside each sachet to make sure there are no granules left inside.

Do not leave any granules behind as the medicine will not work as well if the full dose is not taken.



Step 9. Mix

- Use the teaspoon to gently stir the granules into the food.
- **Do not** crush the granules. If the granules are crushed, they will taste bitter.
- **Do not** store the mixture, give it to your child immediately.

If not given within 5 minutes, the mixture may taste bitter.

If not given within 15 minutes, the medicine may be less effective. Throw away and start again.



Step 10. Give the medicine

- Scoop a small amount of mixture onto the teaspoon.
- Make sure your child swallows the mixture without chewing.
- Repeat until your child has taken all the mixture.
- If any granules are left, add more food and mix. Then finish the dose.
- Make sure your child takes the full dose of the medicine.

⚠ If your child misses a dose, see Section 3 “How to take Maviret” for further information.



Step 11. Confirm dose for tomorrow

Check to make sure there are enough sachets for your child's next dose of Maviret.

For replacement sachets or to refill your prescription contact your child's doctor or pharmacist.

Annex IV

Scientific conclusions and grounds for the variation to the terms of the marketing authorisation(s)

Scientific conclusions

Taking into account the PRAC Assessment Report for the non-interventional imposed PASS final study report for the medicinal product(s) mentioned above, the scientific conclusions of CHMP are as follows:

The observational study and the systematic review/ meta-analysis did not show an increased risk of hepatocellular carcinoma recurrence in patients treated with direct-acting antivirals. The DAA-PASS study commitment is considered fulfilled and the respective products should be removed from the list of medicines under additional monitoring.

Therefore, in view of available data regarding the PASS final study report, the PRAC considered that changes to the product information were warranted.

The CHMP agrees with the scientific conclusions made by the PRAC.

Grounds for the variation to the terms of the marketing authorisation(s)

On the basis of the scientific conclusions for the results of the study for the medicinal product(s) mentioned above, the CHMP is of the opinion that the benefit-risk balance of these medicinal product(s) is unchanged, subject to the proposed changes to the product information.

The CHMP is of the opinion that the terms of the marketing authorisation(s) of the medicinal product(s) mentioned above should be varied.