

ANNEX I
SUMMARY OF PRODUCT CHARACTERISTICS

▼ This medicinal product is subject to additional monitoring. This will allow quick identification of new safety information. Healthcare professionals are asked to report any suspected adverse reactions. See section 4.8 for how to report adverse reactions.

1. NAME OF THE MEDICINAL PRODUCT

OBIZUR 500 U powder and solvent for solution for injection

2. QUALITATIVE AND QUANTITATIVE COMPOSITION

Each powder vial contains nominally 500 units of B domain deleted antihaemophilic factor VIII (rDNA), porcine sequence, susoctocog alfa.

OBIZUR contains approximately 500 U/ml of susoctocog alfa after reconstitution.

The potency (U) is determined using the one-stage coagulation assay (OSCA). The specific activity of OBIZUR is approximately 10,000 U/mg protein.

OBIZUR (antihaemophilic factor VIII (rDNA), porcine sequence) is a purified protein that has 1448 amino acids with an approximate molecular mass of 175 kDa.

It is produced by recombinant DNA technology in baby hamster kidney (BHK) cells. The BHK cells are cultured in media that contains foetal bovine serum. The manufacturing process is free of human serum and human protein products and does not contain any additional animal derived materials.

Excipient(s) with known effect

Each vial contains 4.6 mg (198 mM) sodium per ml of reconstituted solution.

For the full list of excipients, see section 6.1.

3. PHARMACEUTICAL FORM

Powder and solvent for solution for injection.

The powder is white.

The solvent is clear and colourless.

4. CLINICAL PARTICULARS

4.1 Therapeutic indications

Treatment of bleeding episodes in patients with acquired haemophilia caused by antibodies to factor VIII.

OBIZUR is indicated in adults.

4.2 Posology and method of administration

Treatment with OBIZUR should be under the supervision of a physician experienced in the treatment of haemophilia (see section 4.4).

Treatment monitoring

The product is for in-patient administration only. It requires clinical supervision of the bleeding status of the patient.

During the course of treatment, appropriate determination of factor VIII levels is advised to guide the dose to be administered and the frequency of repeated infusions (see section 4.4). Individual patients may vary in their response to factor VIII, demonstrating different half-lives and recoveries. Dose based on bodyweight may require adjustment in underweight or overweight patients.

In the case of major surgical interventions in particular, precise monitoring of the substitution therapy by means of coagulation analysis (plasma factor VIII activity) is indispensable.

When using an in vitro thromboplastin time (aPTT)-based one stage clotting assay for determining factor VIII activity in patients' blood samples, plasma factor VIII activity results can be significantly affected by both the type of aPTT reagent and the reference standard used in the assay. Also there can be significant discrepancies between assay results obtained by aPTT-based one stage clotting assay and the chromogenic assay according to Ph. Eur. This is of importance particularly when changing the laboratory and/or reagents used in the assay.

Posology

The dose, frequency, and duration of the therapy with OBIZUR depend on the location, extent and severity of the bleeding episode, target factor VIII activity, and on the patient's clinical condition.

The number of units of factor VIII administered is expressed in Units (U) that are derived from an in-house standard that has been calibrated with the current World Health Organisation (WHO) standard for factor VIII products. One Unit (U) of factor VIII activity is equivalent to that quantity of factor VIII in one ml of normal human plasma.

The recommended initial dose is 200 U per kilogram bodyweight, given by intravenous injection (see section 6.6).

The required initial dose of OBIZUR for a patient is calculated using the following formula:

$$\text{Initial dose (U/kg)} \div \text{Medicinal product strength (U/vial)} \times \text{Body weight (kg)} = \text{Number of vials}$$

e.g. for a 70 kg patient the number of vials for an initial dose will be calculated as follows:

$$200 \text{ U/kg} \div 500 \text{ U/vial} \times 70 \text{ kg} = 28 \text{ vials}$$

Monitor factor VIII activity and clinical condition 30 minutes after the first injection and 3 hours after administering OBIZUR.

Monitor factor VIII activity immediately prior to and 30 minutes after subsequent doses and refer to the table below for recommended target factor VIII trough levels.

The one-stage clotting assay for factor VIII is recommended as it has been used in determination of the potency of OBIZUR and the mean recovery rate (see section 4.4 and 5.2).

The dose and frequency of administration should be based on results of factor VIII activity (to be maintained within recommended limits) and on the clinical response achieved.

If testing of anti-rpFVIII antibodies is negative at baseline, a dose lower than the recommended 200 U/kg may be used as the initial treatment dose. Clinical response should be closely monitored as dosing below 200 U/kg has been associated with a lack of efficacy (see section 4.4).

Efficacy and safety data in patients with acquired haemophilia are limited (see section 5.1).

Initial phase

Type of bleeding	Target factor VIII trough activity (units per dL or % of normal)	Initial dose (units per kg)	Subsequent dose	Frequency and duration of subsequent dosing
Mild and moderate superficial muscle / no neurovascular compromise and joint bleeding	> 50%	200	Titrate subsequent doses based on clinical response and to maintain target factor VIII trough activity	Dose every 4 to 12 hours, frequency may be adjusted based on clinical response and measured factor VIII activity
Major moderate to severe intramuscular, retroperitoneal, gastrointestinal, intracranial bleeding	> 80%			

Healing phase

Once bleeding has responded, usually within the first 24 hours, continue OBIZUR with a dose that maintains the trough factor VIII activity at 30-40% until bleeding is controlled. The maximum blood factor VIII activity must not exceed 200%.

The length of treatment depends on clinical judgement.

Paediatric population

The safety and efficacy of OBIZUR in children and adolescents aged below 18 years with acquired haemophilia have not yet been established. No data are available.

Method of administration

Intravenous use.

The total volume of reconstituted OBIZUR should be administered at a rate of 1 to 2 mL per minute.

For instructions on reconstitution of the medicinal product before administration, see section 6.6.

4.3 Contraindications

- Hypersensitivity to the active substance, hamster protein, or to any of the excipients listed in section 6.1.
- Congenital Haemophilia A with Inhibitors (CHAWI) (see section 5.1).

4.4 Special warnings and precautions for use

Dosing

Initial dosing below the recommended 200 U/kg has been associated with lack of efficacy (see section 4.2).

Traceability

In order to improve traceability of biological medicinal products, the name and the batch number of the administered medicinal product should be clearly recorded.

Hypersensitivity

Allergic type hypersensitivity reactions are possible with OBIZUR. The medicinal product contains trace amounts of hamster proteins.

If symptoms of hypersensitivity occur, patients should be advised to discontinue use of the medicinal product immediately and contact their physician. Patients should be informed of the early signs of hypersensitivity reactions including hives, generalised urticaria, tightness of the chest, wheezing, hypotension, and anaphylaxis.

In case of shock, standard medical treatment for shock should be implemented.

Inhibitors

It is recommended to test for anti-rpFVIII antibodies prior to initiation of treatment with OBIZUR. Treatment may be started at physician's discretion prior to receiving the result of this test. Treatment decisions can be further supported by monitoring factor VIII levels. Inhibitory antibodies against porcine factor VIII (measured using a modification of the Nijmegen variation of the Bethesda assay) were detected before and after exposure to OBIZUR. Lack of efficacy could be due to inhibitory antibodies to OBIZUR. Inhibitor titres of up to 29 Bethesda units were recorded at baseline yet patients responded positively to OBIZUR. It is recommended that treatment should be based on clinical judgement and not based on detection of inhibitory antibodies by the Bethesda assay.

Anamnestic reactions with rise in human factor VIII and/or porcine factor VIII inhibitors have also been reported in patients treated with OBIZUR. These anamnestic rises may result in lack of efficacy. If such inhibitory antibodies to OBIZUR are suspected and there is a lack of efficacy, consider other therapeutic options.

There is a lack of clinical information on the development of inhibitory antibodies to OBIZUR following repeated administration. Therefore, OBIZUR must only be administered when considered clinically necessary. Extensive cutaneous purpura do not necessarily require treatment.

OBIZUR is produced by recombinant DNA technology in baby hamster kidney cells. Antibodies to baby hamster kidney cell protein were not detected in patients after exposure to OBIZUR.

Cardiovascular events

In patients with existing cardiovascular risk factors, substitution therapy with FVIII may increase the cardiovascular risk.

Thromboembolic events

High and sustained factor VIII activity in blood may predispose to thromboembolic events. Those with pre-existing cardiovascular disease and the elderly are at particular risk.

Treatment monitoring

Factor VIII activity determined by the chromogenic assay is generally lower than factor VIII activity determined by the one-stage clotting assay. Measurement of factor VIII activity must always be carried out using the same assay methodology on any one patient. The one-stage assay is recommended because it has been used in determination of the potency and the mean recovery rate of OBIZUR (see sections 4.2 and 5.2).

Sodium content

OBIZUR contains 4.6 mg sodium in 1 mL of reconstituted solution in each vial, equivalent to 0.23% of the WHO recommended maximum daily intake of 2 g sodium for an adult. Multiple vials must be taken per dose.

E.g., a 70 kg patient using the recommended 200 U/kg dose would require 28 vials which results in a sodium intake of 128.8 mg per treatment. This is equivalent to 6.44% of the WHO recommended maximum daily intake of 2 g of sodium for an adult.

4.5 Interaction with other medicinal products and other forms of interaction

No interactions of OBIZUR with other medicinal products have been reported.

4.6 Fertility, pregnancy and lactation

Animal reproduction studies have not been conducted with OBIZUR. Experience regarding the use of OBIZUR during pregnancy and breast-feeding is not available. Therefore, OBIZUR should be used during pregnancy and lactation only if clearly indicated.

4.7 Effects on ability to drive and use machines

OBIZUR has no or negligible influence on the ability to drive and use machines.

4.8 Undesirable effects

Summary of the safety profile:

Hypersensitivity or allergic reactions (which may include angioedema, burning and stinging at the injection site, chills, flushing, generalized urticaria, headache, hives, hypotension, lethargy, nausea, restlessness, tachycardia, tightness of the chest, tingling, vomiting, wheezing) are possible and may progress to severe anaphylaxis (including shock) (see section 4.4).

Patients with acquired haemophilia may develop inhibitory antibodies to porcine factor VIII. Inhibitory antibodies, including anamnestic responses, may result in a lack of efficacy.

Tabulated list of adverse reactions:

The table presented below is according to the MedDRA system organ classification (SOC and preferred term level). In the clinical study of OBIZUR for acquired haemophilia, 29 adult patients were evaluable for safety. Nineteen subjects did not have a detectable anti-porcine factor VIII inhibitor titer at baseline (< 0.6 BU/mL). Of the 19 subjects, twelve had no detectable anti-porcine factor VIII titer post-treatment, five had an increase in titer (≥ 0.6 BU/mL), and two subjects had no post-treatment samples analysed and seven subjects developed anamnestic reactions with a rise ≥ 10 BU in human factor VIII and/or recombinant factor VIII porcine sequence inhibitors.

Frequencies have been evaluated according to the following convention: very common ($\geq 1/10$), common ($\geq 1/100$ to $< 1/10$), uncommon ($\geq 1/1,000$ to $< 1/100$), rare ($\geq 1/10,000$ to $< 1/1,000$), very rare ($< 1/10,000$), not known (cannot be estimated from the available data).

System organ class	Adverse reaction	Frequency
Investigations	Positive test for inhibitory antibodies against porcine factor VIII (see section 4.4)	Common
Immune system disorders	Anamnestic reaction	Very common

Reporting of suspected adverse reactions

Reporting suspected adverse reactions after authorisation of the medicinal product is important. It allows continued monitoring of the benefit/risk balance of the medicinal product. Healthcare professionals are asked to report any suspected adverse reactions the national reporting system listed in [Appendix V](#).

4.9 Overdose

The effects of higher than recommended doses of OBIZUR have not been characterised.

5. PHARMACOLOGICAL PROPERTIES

5.1 Pharmacodynamic properties

Pharmacotherapeutic group: antihæmorrhagics, blood coagulation factors, ATC code: B02BD14

Mechanism of action

OBIZUR is a recombinant, B-domain deleted, porcine sequence factor VIII (susoctocog alfa). It is a glycoprotein.

Immediately after release in the patient's circulation, factor VIII binds to von Willebrand factor (vWF). The factor VIII/von Willebrand factor complex consists of two molecules (factor VIII and von Willebrand factor) with different physiological functions. Activated factor VIII acts as a cofactor for activated factor IX, accelerating the conversion of factor X to activated factor X, which ultimately converts prothrombin into thrombin. Thrombin then converts fibrinogen into fibrin and a clot can be formed.

Acquired hæmophilia is a rare bleeding disorder in which patients with normal factor VIII genes develop inhibitory autoantibodies directed against factor VIII. These autoantibodies neutralise circulating human factor VIII thus creating a deficiency of available factor VIII. Circulating antibodies (inhibitors) targeted against human factor VIII have minimal or no cross reactivity against OBIZUR. OBIZUR temporarily replaces the inhibited endogenous factor VIII that is needed for effective hæmostasis.

Clinical efficacy and safety

The safety and efficacy of OBIZUR for the treatment of serious bleeding episodes in patients with acquired hæmophilia with autoimmune inhibitory antibodies to human factor VIII was investigated in a prospective, non-randomised, open-label study of 28 patients (18 caucasian, 6 black, and 4 asian). The study included patients presenting with life and / or limb threatening bleeding requiring hospitalisation.

All initial bleeding episodes had a positive response to treatment at 24 hours after initial dosing as assessed by the primary investigator. A positive response was one where bleeding had stopped or was reduced, with clinical improvement or with factor VIII activity above a pre-specified target.

A positive response was observed in 95% (19/20) of patients evaluated at 8 hours and 100% (18/18) at 16 hours. In addition to response to treatment, the overall treatment success was determined by the investigator based on his/her ability to discontinue or reduce the dose and/or dosing frequency of OBIZUR. A total of 24/28 (86%) had successful control (resolution) of the initial bleeding episode. Of those patients treated with OBIZUR as first-line therapy, defined as no immediate previous use of anti-hæmorrhagic agents prior to the first OBIZUR treatment, 16/17 (94%) had eventual treatment success reported. Eleven patients were reported to have received anti-hæmorrhagic agents (e.g.

rFVIIa, activated prothrombin-complex concentrate, tranexamic acid) prior to first treatment with OBIZUR. Of these 11 patients, eight had eventual successful treatment (73%).

The median dose per injection to successfully treat the primary bleed was 133 U/kg and the median total dose was 1523 U/kg for a median of 6 days. The median number of daily infusions per patient was 1.76 (range: 0.2 to 5.6). In the initial 24 hours period, the median total dose of 493 U/kg were utilised in the clinical study with a median of 3 infusions. When treatment was required beyond 24 hours, a median total dose of 1050 U/kg were utilised with a median of 10.5 infusions (median dose 100 U/kg) to control a bleeding episode.

In the clinical study of OBIZUR for acquired haemophilia, 29 adult patients were evaluable for safety. Nineteen subjects did not have a detectable anti-porcine factor VIII inhibitor titer at baseline (< 0.6 BU/mL). Of the 19 subjects, twelve had no detectable anti-porcine factor VIII titer post-treatment, five had an increase in titer (≥ 0.6 BU/mL), and two subjects had no post-treatment samples analysed and seven subjects developed anamnestic reactions with a rise ≥ 10 BU in human factor VIII and/or recombinant factor VIII porcine sequence inhibitors.

In the clinical study of OBIZUR in patients with congenital haemophilia A with FVIII inhibitors (CHAWI) undergoing surgery, out of 8 adult patients evaluable for safety analysis a total of 5 subjects experienced anamnestic reactions.

Paediatric population

The European Medicines Agency has waived the obligation to submit the results of studies with OBIZUR in all subsets of the paediatric population in treatment of acquired haemophilia (see section 4.2 for information on paediatric use).

This medicinal product has been authorised under ‘exceptional circumstances’. This means that due to the rarity of the disease it has not been possible to obtain complete information on this medicinal product.

The European Medicines Agency will review any new information which may become available every year and this SmPC will be updated as necessary.

5.2 Pharmacokinetic properties

Pharmacokinetic data from 5 patients with acquired haemophilia whilst in a non-bleeding state are presented in table 1.

Table 1: Individual pharmacokinetic data for factor VIII activity after administration of the final dose of OBIZUR to 5 patients with acquired haemophilia. Patients were in a non-bleeding state. Factor VIII activity was measured by the one-stage clotting assay.								
Patient	Dose (U)	Dose (U/kg)	Baseline hFVIII activity (%)	$t_{1/2}$ (h)	T_{max} (h)	A_{max} (%)	AUC_{0-t} (%·t)	$AUC_{0-\infty}$ (%·t)
1	5000	76.7	89	17	0.42	213	3124	4988
2	2934	30.0	18	4.6	0.42	100	694	712
3	7540	144.2	3	5.3	0.45	74	473	492
4	9720	206.8	0	1.8	0.50	53	122	135
5	10000	133.3	N/A	4.2	0.75	178	1583	1686

A_{max} = maximum observed % activity; AUC_{0-t} = area under the concentration-time curve from time 0 to the last measurable concentration; $AUC_{0-\infty}$ = area under the concentration-time curve from

time 0 extrapolated to infinity; $t_{1/2}$ = terminal half-life; T_{max} = time of maximum observed % activity, N/A = not available.

The mean recovery rate after the initial dose of 200 U/kg was 1.06 ± 0.75 U/ml per U/kg (range 0.10-2.61) measured with the one stage coagulation assay.

Although factor VIII activity determined by the chromogenic assay is generally lower than the factor VIII activity determined by the one-stage clotting assay, post-infusion factor VIII activities in patients with acquired haemophilia in clinical study OBI-1-301 tended to be higher when determined with the chromogenic assay than with the one-stage clotting assay (see section 4.4).

Inhibitory antibodies against OBIZUR were measured using a modification of the Nijmegen variation of the Bethesda assay method. Three patients included in pharmacokinetic analysis had a detectable anti-porcine factor VIII inhibitor titre at baseline (≥ 0.6 Bethesda Units (BU)/mL). Three of the five patients had no detectable anti-porcine factor VIII titres post-treatment (< 0.6 BU/mL based on the last reported result); two patients had a detectable anti-porcine factor VIII titre (≥ 0.6 BU/mL).

The mean half-life of OBIZUR in nine evaluable patients in the bleeding state was (about) 10 hours (range 2.6 to 28.6 hours).

5.3 Preclinical safety data

Non-clinical data reveal no special hazard for humans based on conventional studies of safety pharmacology or repeated dose toxicity. However, in repeated dose toxicity studies, the incidence and severity of glomerulopathy observed in monkeys intravenously administered OBIZUR at doses of 75, 225, and 750 U/kg/day tended to increase over time.

Animal reproduction studies have not been conducted with OBIZUR.

6. PHARMACEUTICAL PARTICULARS

6.1 List of excipients

Powder

Polysorbate 80
Sodium chloride
Calcium chloride dihydrate
Sucrose
Trometamol
Trometamol hydrochloride
Sodium citrate

Solvent

Water for injections

6.2 Incompatibilities

In the absence of compatibility studies, this medicinal product must not be mixed with other medicinal products.

6.3 Shelf life

30 months.

The reconstituted solution should be used immediately, but no longer than 3 hours after reconstitution.

6.4 Special precautions for storage

Store in a refrigerator (2°C–8°C). Do not freeze.

For storage conditions after reconstitution of the medicinal product, see section 6.3.

6.5 Nature and contents of container

One pack of OBIZUR contains 1, 5 or 10 each of the following:

- powder vials (type I glass) with a stopper (butyl rubber coated with FluroTec®) and a flip-off seal;
- pre-filled (type I glass) syringes with a stopper (bromobutyl rubber coated with FluroTec® foil on the contact side), a bromobutyl rubber tip cap and a Luer lock adapter;
- fluid transfer device with an integral plastic spike.

Not all pack sizes may be marketed.

6.6 Special precautions for disposal and other handling

After reconstitution, the solution is clear, colourless, free from particles and has a pH of 6.8 to 7.2. The osmolality of the formulation buffer ranges between 59 and 65 10% mOsm/kg H₂O.

Reconstituted medicinal product should be inspected visually for particulate matter and discolouration prior to administration. Solutions with particles or discolouration must not be administered.

Any unused medicinal product or waste material should be disposed of in accordance with local requirements.

Preparation

Before starting reconstitution, you will need the following:

- Calculated number of powder vials;
- Same number of 1 mL solvent syringes and sterile vial adapters;
- Alcohol swabs;
- Large sterile syringe to contain the final volume of reconstituted product.

The procedures below are provided as general guidelines for the preparation and reconstitution of OBIZUR. Repeat following reconstitution instructions for each powder vial to be reconstituted.

Reconstitution

Use aseptic technique during the reconstitution procedure.

1. Bring the OBIZUR powder vial and the pre-filled solvent syringe to room temperature.
2. Remove the plastic cap from the OBIZUR powder vial (**figure A**).
3. Wipe the rubber stopper with an alcohol swab (not supplied) and allow it to dry prior to use.
4. Peel back the cover of the vial adapter package (**figure B**). Do not touch the Luer lock (tip) in the centre of the vial adapter. Do not remove the vial adapter from the package.
5. Place the vial adapter package on a clean surface with the Luer lock pointing up.
6. Snap off the tamper resistant cap of the pre-filled solvent syringe (**figure C**).
7. While firmly holding the vial adapter package connect the pre-filled solvent syringe to the vial adapter by pushing the syringe tip down onto the Luer lock in the centre of the vial adapter, and turning it clockwise until the syringe is secured. Do not over tighten (**figure D**).
8. Remove the plastic package (**figure E**).
9. Place the OBIZUR powder vial on a clean, flat, hard surface. Place the vial adapter over the OBIZUR powder vial and firmly push the filter spike of the vial adapter through the centre of

the OBIZUR powder vial's rubber circle until the clear plastic cap snaps onto the vial (**figure F**).

10. Push the plunger down to slowly inject all of the diluent from the syringe into the OBIZUR powder vial.
11. Gently swirl (in a circular motion) the OBIZUR powder vial without removing the syringe until all of the powder is fully dissolved /reconstituted (**figure G**). The reconstituted solution should be inspected visually for particulate matter before administration. Do not use if particulate matter or discoloration is observed.
12. With one hand hold the vial and vial adapter, and with the other hand firmly grasp the barrel of the pre-filled solvent syringe and in a counterclockwise motion unscrew the syringe from the vial adapter (**figure H**).
13. Use OBIZUR immediately and within 3 hours after reconstitution when stored at room temperature.

Figure A

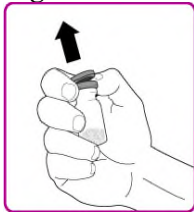


Figure B

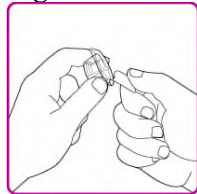


Figure C

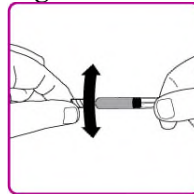


Figure D

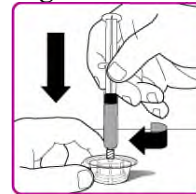


Figure E

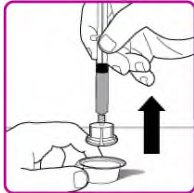


Figure F

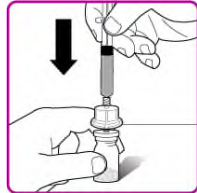


Figure G



Figure H



Administration

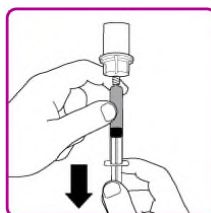
For intravenous injection only.

- Inspect the reconstituted OBIZUR solution for particulate matter and discoloration prior to administration. The solution should be clear and colourless in appearance. Do not administer if particulate matter or discoloration is observed.
- Do not administer OBIZUR in the same tubing or container with other medicinal products for injection.

Using aseptic technique, administer using the following procedure:

1. Once all vials have been reconstituted, connect a large syringe to the vial adapter by gently pushing the syringe tip down onto the Luer lock in the centre of the vial adapter, and turning clockwise until the syringe is secured.
2. Invert the vial; push the air in the syringe into the vial and withdraw the reconstituted OBIZUR into the syringe (**figure I**)
3. Unscrew the large syringe counterclockwise from the vial adapter and repeat this process for all reconstituted vials of OBIZUR until the total volume to be administered is reached.
4. Administer the reconstituted OBIZUR intravenously at a rate of 1 to 2 mL per minute.

Figure I



7. MARKETING AUTHORISATION HOLDER

Baxalta Innovations GmbH
Industriestrasse 67
1221 Vienna
Austria
medinfoEMEA@takeda.com

8. MARKETING AUTHORISATION NUMBER(S)

EU/1/15/1035/001
EU/1/15/1035/002
EU/1/15/1035/003

9. DATE OF FIRST AUTHORISATION/RENEWAL OF THE AUTHORISATION

Date of first authorisation: 11 November 2015
Date of latest renewal: 16 November 2020

10. DATE OF REVISION OF THE TEXT

Detailed information on this medicinal product is available on the website of the European Medicines Agency <http://www.ema.europa.eu>.

ANNEX II

- A. MANUFACTURER OF THE BIOLOGICAL ACTIVE SUBSTANCE AND MANUFACTURER RESPONSIBLE FOR BATCH RELEASE**
- B. CONDITIONS OR RESTRICTIONS REGARDING SUPPLY AND USE**
- C. OTHER CONDITIONS AND REQUIREMENTS OF THE MARKETING AUTHORISATION**
- D. CONDITIONS OR RESTRICTIONS WITH REGARD TO THE SAFE AND EFFECTIVE USE OF THE MEDICINAL PRODUCT**
- E. SPECIFIC OBLIGATION TO COMPLETE POST-AUTHORISATION MEASURES FOR THE MARKETING AUTHORISATION UNDER EXCEPTIONAL CIRCUMSTANCES**

A. MANUFACTURER OF THE BIOLOGICAL ACTIVE SUBSTANCE AND MANUFACTURER RESPONSIBLE FOR BATCH RELEASE

Name and address of the manufacturer of the biological active substance

Rentschler Biopharma Inc.
27 Maple Street
Milford
MA 01757
United States

Name and address of the manufacturer responsible for batch release

Takeda Manufacturing Austria AG
Industriestrasse 67
1221 Vienna
Austria

B. CONDITIONS OR RESTRICTIONS REGARDING SUPPLY AND USE

Medicinal product subject to restricted medical prescription (see Annex I: Summary of Product Characteristics, section 4.2).

C. OTHER CONDITIONS AND REQUIREMENTS OF THE MARKETING AUTHORISATION

- **Periodic safety update reports (PSURs)**

The requirements for submission of PSURs for this medicinal product are set out in the list of Union reference dates (EURD list) provided for under Article 107c(7) of Directive 2001/83/EC and any subsequent updates published on the European medicines web-portal.

D. CONDITIONS OR RESTRICTIONS WITH REGARD TO THE SAFE AND EFFECTIVE USE OF THE MEDICINAL PRODUCT

- **Risk Management Plan (RMP)**

The marketing authorisation holder (MAH) shall perform the required pharmacovigilance activities and interventions detailed in the agreed RMP presented in Module 1.8.2 of the Marketing Authorisation and any agreed subsequent updates of the RMP.

An updated RMP should be submitted:

- At the request of the European Medicines Agency;
- Whenever the risk management system is modified, especially as the result of new information being received that may lead to a significant change to the benefit/risk profile or as the result of an important (pharmacovigilance or risk minimisation) milestone being reached.

- **Additional risk minimisation measures**

Prior to launch of OBIZUR in each Member State the MAH must agree about the content and format of the educational programme, including communication media, distribution modalities, and any other aspects of the programme, with the National Competent Authority.

The educational programme is aimed to minimize the risk of dose dispensing errors.

The MAH shall ensure that in each Member State where OBIZUR is marketed, all healthcare professionals who are expected to prescribe and dispense OBIZUR have access to/are provided with the following educational package:

- Physician educational material.

The physician educational material should contain:

- The Summary of Product Characteristics;
- The healthcare professionals training material.

The healthcare professionals training material shall contain the following key elements:

- Health care professional brochure including a detailed calculation of number of vials for a patient weighing for example 70 kg;
- An on-line video to further elaborate on the required calculation and administration of the medicinal product.

E. SPECIFIC OBLIGATION TO COMPLETE POST-AUTHORISATION MEASURES FOR THE MARKETING AUTHORISATION UNDER EXCEPTIONAL CIRCUMSTANCES

This being an approval under exceptional circumstances and pursuant to Article 14(8) of Regulation (EC) No 726/2004, the MAH shall conduct, within the stated timeframe, the following measures:

Description	Due date
In order to ensure adequate monitoring of safety and efficacy of OBIZUR in the treatment of bleeding episodes in patients with acquired haemophilia caused by antibodies to factor VIII, the MAH shall provide yearly updates on any new information concerning the safety and efficacy of OBIZUR.	Annually within the annual reassessment

ANNEX III
LABELLING AND PACKAGE LEAFLET

A. LABELLING

PARTICULARS TO APPEAR ON THE OUTER PACKAGING

OUTER CARTON

1. NAME OF THE MEDICINAL PRODUCT

OBIZUR 500 U powder and solvent for solution for injection
susoctocog alfa

2. STATEMENT OF ACTIVE SUBSTANCE(S)

One ml of solution contains approximately 500 U of antihemophilic factor VIII (recombinant), porcine sequence, susoctocog alfa after reconstitution.

3. LIST OF EXCIPIENTS

Excipients:
Polysorbate 80
Sodium chloride
Calcium chloride dihydrate
Sucrose
Trometamol
Trometamol hydrochloride
Sodium citrate
Read the package leaflet before use.

4. PHARMACEUTICAL FORM AND CONTENTS

Powder and solvent for solution for injection

One, five, ten vials
One, five, ten pre-filled syringes with solvent
One, five, ten vial adapters

5. METHOD AND ROUTE(S) OF ADMINISTRATION

Read the package leaflet before use.
For intravenous use.

6. SPECIAL WARNING THAT THE MEDICINAL PRODUCT MUST BE STORED OUT OF THE SIGHT AND REACH OF CHILDREN

Keep out of the sight and reach of children.

7. OTHER SPECIAL WARNING(S), IF NECESSARY

8. EXPIRY DATE

EXP

9. SPECIAL STORAGE CONDITIONS

Store in a refrigerator.
Do not freeze.
Use immediately or within 3 hours after reconstitution.

10. SPECIAL PRECAUTIONS FOR DISPOSAL OF UNUSED MEDICINAL PRODUCTS OR WASTE MATERIALS DERIVED FROM SUCH MEDICINAL PRODUCTS, IF APPROPRIATE

11. NAME AND ADDRESS OF THE MARKETING AUTHORISATION HOLDER

Baxalta Innovations GmbH
1221 Vienna
Austria

12. MARKETING AUTHORISATION NUMBER(S)

EU/1/15/1035/001
EU/1/15/1035/002
EU/1/15/1035/003

13. BATCH NUMBER

Lot

14. GENERAL CLASSIFICATION FOR SUPPLY

15. INSTRUCTIONS ON USE

16. INFORMATION IN BRAILLE

Justification for not including Braille accepted.

17. UNIQUE IDENTIFIER – 2D BARCODE

2D barcode carrying the unique identifier included.

18. UNIQUE IDENTIFIER - HUMAN READABLE DATA

PC
SN
NN

MINIMUM PARTICULARS TO APPEAR ON SMALL IMMEDIATE PACKAGING UNITS
VIAL LABEL FOR THE POWDER

1. NAME OF THE MEDICINAL PRODUCT AND ROUTE(S) OF ADMINISTRATION

OBIZUR 500 U powder for solution for injection
susoctocog alfa
IV

2. METHOD OF ADMINISTRATION

Read the package leaflet before use.
Single use.

3. EXPIRY DATE

EXP

4. BATCH NUMBER

Lot

5. CONTENTS BY WEIGHT, BY VOLUME OR BY UNIT

500 U

6. OTHER

Baxalta logo

**MINIMUM PARTICULARS TO APPEAR ON SMALL IMMEDIATE PACKAGING UNITS
PRE-FILLED SYRINGE LABEL FOR THE SOLVENT**

1. NAME OF THE MEDICINAL PRODUCT AND ROUTE(S) OF ADMINISTRATION

Solvent for OBIZUR
water for injections.

2. METHOD OF ADMINISTRATION

3. EXPIRY DATE

EXP

4. BATCH NUMBER

Lot

5. CONTENTS BY WEIGHT, BY VOLUME OR BY UNIT

1 ml

6. OTHER

B. PACKAGE LEAFLET

Package leaflet: Information for the patient. OBIZUR is for in hospital use only and is to be administered by healthcare provider only.

OBIZUR 500 U powder and solvent for solution for injection
susoctocog alfa

▼ This medicine is subject to additional monitoring. This will allow quick identification of new safety information. You can help by reporting any side effects you may get. See the end of section 4 for how to report side effects.

Read all of this leaflet carefully before you start using this medicine because it contains important information for you.

- Keep this leaflet. You may need to read it again.
- If you have any further questions, ask your doctor.
- If you get any side effects, talk to your doctor. This includes any possible side effects not listed in this leaflet. See section 4.

What is in this leaflet

1. What OBIZUR is and what it is used for
2. What you need to know before you are given OBIZUR
3. How OBIZUR is given
4. Possible side effects
5. How OBIZUR is stored
6. Contents of the pack and other information

1. What OBIZUR is and what it is used for

OBIZUR contains the active substance susoctocog alfa, antihæmophilic factor VIII, porcine sequence. Factor VIII is necessary for the blood to form clots and stop bleedings.

In patients with acquired hæmophilia, factor VIII is not working properly because the patient has developed antibodies to his own factor VIII which neutralize this blood clotting factor.

OBIZUR is used for the treatment of bleeding episodes in adults with acquired hæmophilia (a bleeding disorder caused by lack of factor VIII activity due to antibody development). These antibodies have less neutralizing effect against OBIZUR than against human factor VIII.

OBIZUR restores this missing factor VIII activity and helps blood to form clots at the site of bleeding.

2. What you need to know before you are given OBIZUR

The medicine is for in-patient administration only. It requires clinical supervision of the bleeding status of the patient.

You must not be given OBIZUR:

- if you are allergic to susoctocog alfa or any of the other ingredients of this medicine (listed in section 6);
- if you are allergic to hamster proteins (trace amounts may be present in OBIZUR arising from the manufacturing process);
- if you have congenital hæmophilia A with inhibitors (CHAWI).

If you are not sure, talk to your doctor before you are given this medicine.

Warnings and precautions

Talk to your doctor before you are given OBIZUR.

Hypersensitivity

There is a rare chance that you may experience an allergic reaction to OBIZUR. You should be aware of the early signs of allergic reactions (see section 4 for signs and symptoms). If any of these symptoms occur, the injection should be stopped. Severe symptoms, including difficulty in breathing and (near) fainting, require emergency treatment in the hospital.

Inhibitors

Your doctor may check if you have inhibitory antibodies to porcine factor VIII and for increases in these antibodies.

Your doctor will check your blood factor VIII to confirm that enough factor VIII is being given to you. Your doctor will also check if the bleeding is adequately controlled.

Cardiovascular events

Talk to your doctor if you currently have, or have had cardiovascular disease in the past or if you have a known risk of thrombosis (diseases from blood clots in normal vasculature), because the possibility of developing thromboembolic diseases at high and sustained blood factor VIII levels cannot be excluded.

Children and adolescents

There is no information on the use of OBIZUR in children and adolescents aged under 18 years

Other medicines and OBIZUR

Tell your doctor if you are using, have recently used or might use any other medicines. No interactions of OBIZUR with other medicines are known.

Pregnancy and breast-feeding

If you are pregnant or breast-feeding, think you may be pregnant or are planning to have a baby, ask your doctor for advice before using this medicine.

Driving and using machines

OBIZUR has no influence on your ability to drive and use machines.

OBIZUR contains sodium

This medicine contains 4.6 mg sodium (main component of cooking/table salt) per milliliter once it is made up. This is equivalent to 0.23% of the recommended maximum daily dietary intake of sodium for an adult. Multiple vials must be taken per dose.

Talk to your doctor if you are on a controlled sodium diet.

3. How OBIZUR is given

Treatment with OBIZUR will be conducted by a doctor who is experienced in the care of patients with haemophilia (bleeding disorders).

Your doctor will calculate your dose of OBIZUR (in units or U) depending on your condition and body weight. The frequency and duration of administration will depend on how well OBIZUR is working for you. Usually, the replacement therapy with OBIZUR is a temporary treatment until bleeding is resolved or the antibodies against your own factor VIII are eradicated.

Your doctor will monitor you for antibodies to OBIZUR.

The recommended first dose is 200 U per kilogram bodyweight given by intravenous injection.

Your doctor will measure your factor VIII activity regularly to decide the subsequent dose and frequency of OBIZUR.

The bleeding will usually respond within the first 24 hours, your doctor will adjust the dose and duration of OBIZUR until the bleeding stops.
The total volume of reconstituted OBIZUR should be administered at a rate of 1 to 2 mL per minute.

If you have any further questions on the use of this medicine, ask your doctor.

4. Possible side effects

Like all medicines, this medicine can cause side effects, although not everybody gets them.

If severe and sudden allergic reactions occur, the injection must be stopped immediately. You must contact your doctor immediately if you have any of the following early symptoms:

- Swelling of lips and tongue;
- Burning and stinging at the injection site;
- Chills, flushing;
- Hives, generalised itching;
- Headache, low blood pressure;
- Lethargy, sickness, restlessness;
- Rapid beating of the heart, tightness of the chest;
- Tingling, vomiting;
- Wheezing.

Very common side effects (may affect more than 1 in 10 people)

- Development of antibodies and increases in pre-existing antibodies against the medicine, which may result in lack of efficacy with continued bleeding.

Reporting of side effects

If you get any side effects, talk to your doctor. This includes any possible side effects not listed in this leaflet. You can also report side effects directly via [the national reporting system listed in Appendix V](#). By reporting side effects you can help provide more information on the safety of this medicine.

5. How OBIZUR is stored

Keep this medicine out of the sight and reach of children.

Do not use this medicine after the expiry date which is stated on the carton, on the vial and on the pre-filled syringe after EXP. The expiry date refers to the last day of that month.

Store in a refrigerator (2°C–8°C).

Do not freeze.

Use the reconstituted solution immediately but no longer than 3 hours once the powder is completely dissolved.

After reconstitution the solution should be clear and colourless.

Do not administer if particulate matter or discolouration is found.

Since this medicine is used during hospitalisation, the hospital staff are responsible for the correct storage of this medicine before and during its use, as well as for correct disposal.

Name and batch number

It is strongly recommended that every time that OBIZUR is used, the name and batch number of the medicine are recorded by the medical professional to maintain a link between your treatment and the batch of the medicine.

6. Contents of the pack and other information

What OBIZUR contains

- The active substance is susoctocog alfa (antihaemophilic factor VIII, porcine sequence produced by recombinant DNA technology). Each powder vial contains 500 U of susoctocog alfa.
- The other ingredients in the powder are polysorbate 80, sodium chloride (see also section 2), calcium chloride dihydrate, sucrose, trometamol, trometamol hydrochloride, sodium citrate.
- The solvent is 1 ml sterilised water for injections.

What OBIZUR looks like and contents of the pack

One pack contains 1, 5 or 10 of the following:

- glass vial of OBIZUR 500 U white, friable powder with a butyl rubber stopper coated with FluroTec® and a flip-off seal;
- pre-filled glass syringe with a stopper of bromobutyl rubber coated with FluroTec® foil on the contact side of 1 ml sterilised water for injections with a bromobutyl rubber tip cap and a Luer lock adapter;
- fluid transfer device with an integral plastic spike.

Marketing Authorisation Holder

Baxalta Innovations GmbH
Industriestrasse 67
1221 Vienna
Austria

Manufacturer

Takeda Manufacturing Austria AG
Industriestrasse 67
1221 Vienna
Austria

For any information about this medicine, please contact the local representative of the Marketing Authorisation Holder:

België/Belgique/Belgien

Takeda Belgium NV
Tél/Tel: +32 2 464 06 11
medinfoEMEA@takeda.com

Lietuva

Takeda, UAB
Tel: +370 521 09 070
medinfoEMEA@takeda.com

България

Такеда България ЕООД
Тел.: +359 2 958 27 36
medinfoEMEA@takeda.com

Luxembourg/Luxemburg

Takeda Belgium NV
Tél/Tel: +32 2 464 06 11
medinfoEMEA@takeda.com

Česká republika

Takeda Pharmaceuticals Czech Republic s.r.o.
Tel: +420 234 722 722
medinfoEMEA@takeda.com

Magyarország

Takeda Pharma Kft.
Tel.: +36 1 270 7030
medinfoEMEA@takeda.com

Danmark

Takeda Pharma A/S
Tlf: +45 46 77 10 10
medinfoEMEA@takeda.com

Deutschland

Takeda GmbH
Tel: +49 (0)800 825 3325
medinfoEMEA@takeda.com

Eesti

Takeda Pharma AS
Tel: +372 6177 669
medinfoEMEA@takeda.com

Ελλάδα

Takeda ΕΛΛΑΣ Α.Ε.
Τηλ: +30 210 6387800
medinfoEMEA@takeda.com

España

Takeda Farmacéutica España, S.A.
Tel: +34 917 90 42 22
medinfoEMEA@takeda.com

France

Takeda France SAS
Tél: + 33 1 40 67 33 00
medinfoEMEA@takeda.com

Hrvatska

Takeda Pharmaceuticals Croatia d.o.o.
Tel: +385 1 377 88 96
medinfoEMEA@takeda.com

Ireland

Takeda Products Ireland Ltd
Tel: 1800 937 970
medinfoEMEA@takeda.com

Ísland

Vistor hf.
Sími: +354 535 7000
medinfoEMEA@takeda.com

Italia

Takeda Italia S.p.A.
Tel: +39 06 502601
medinfoEMEA@takeda.com

Κύπρος

Takeda ΕΛΛΑΣ Α.Ε.
Τηλ: +30 210 6387800
medinfoEMEA@takeda.com

Malta

Takeda HELLAS S.A.
Tel: +30 210 6387800
medinfoEMEA@takeda.com

Nederland

Takeda Nederland B.V.
Tel: +31 20 203 5492
medinfoEMEA@takeda.com

Norge

Takeda AS
Tlf: +47 800 800 30
medinfoEMEA@takeda.com

Österreich

Takeda Pharma Ges.m.b.H.
Tel: +43 (0) 800-20 80 50
medinfoEMEA@takeda.com

Polska

Takeda Pharma Sp. z o.o.
Tel.: +48223062447
medinfoEMEA@takeda.com

Portugal

Takeda Farmacêuticos Portugal, Lda.
Tel: + 351 21 120 1457
medinfoEMEA@takeda.com

România

Takeda Pharmaceuticals SRL
Tel: +40 21 335 03 91
medinfoEMEA@takeda.com

Slovenija

Takeda Pharmaceuticals farmacevtska družba d.o.o.
Tel: + 386 (0) 59 082 480
medinfoEMEA@takeda.com

Slovenská republika

Takeda Pharmaceuticals Slovakia s.r.o.
Tel: +421 (2) 20 602 600
medinfoEMEA@takeda.com

Suomi/Finland

Takeda Oy
Puh/Tel: 0800 774 051
medinfoEMEA@takeda.com

Sverige

Takeda Pharma AB
Tel: 020 795 079
medinfoEMEA@takeda.com

Latvija
Takeda Latvia SIA
Tel: +371 67840082
medinfoEMEA@takeda.com

United Kingdom (Northern Ireland)
Takeda UK Ltd
Tel: +44 (0) 2830 640 902
medinfoEMEA@takeda.com

This leaflet was last revised in .

This medicine has been authorised under ‘exceptional circumstances’. This means that because of the rarity of this disease it has been impossible to get complete information on this medicine. The European Medicines Agency will review any new information on this medicine every year and this leaflet will be updated as necessary.

Other sources of information

Detailed information on this medicine is available on the European Medicines Agency web site:
<http://www.ema.europa.eu>

The following information is intended for healthcare professionals only:

INSTRUCTIONS FOR PREPARATION AND ADMINISTRATION

Preparation

Before starting reconstitution, you will need the following:

- Calculated number of powder vials;
- Same number of 1 mL solvent syringes and sterile vial adapters;
- Alcohol swabs;
- Large sterile syringe to contain the final volume of reconstituted product.

The procedures below are provided as general guidelines for the preparation and reconstitution of OBIZUR. Repeat following reconstitution instructions for each powder vial to be reconstituted.

Reconstitution

Use aseptic technique during the reconstitution procedure.

1. Bring the OBIZUR powder vial and pre-filled diluent solvent syringe to room temperature.
2. Remove the plastic cap from the OBIZUR powder vial (**figure A**).
3. Wipe the rubber stopper with an alcohol swab (not supplied) and allow it to dry prior to use.
4. Peel back the cover of the vial adapter package (**figure B**). Do not touch the Luer lock (tip) in the centre of the vial adapter. Do not remove the vial adapter from the package.
5. Place the vial adapter package on a clean surface with the Luer lock pointing up.
6. Snap off the tamper resistant cap of the pre-filled solvent syringe (**figure C**).
7. While firmly holding the vial adapter package connect the pre-filled solvent syringe to the vial adapter by pushing the syringe tip down onto the Luer lock in the centre of the vial adapter, and turning it clockwise until the syringe is secured. Do not over tighten (**figure D**).
8. Remove the plastic package (**figure E**).
9. Place the OBIZUR powder vial on a clean, flat, hard surface. Place the vial adapter over the OBIZUR powder vial and firmly push the filter spike of the vial adapter through the centre of the OBIZUR powder vial’s rubber circle until the clear plastic cap snaps onto the vial (**figure F**).
10. Push the plunger down to slowly inject all of the diluent from the syringe into the OBIZUR powder vial.
11. Gently swirl (in a circular motion) the OBIZUR powder vial without removing the syringe until all of the powder is fully dissolved /reconstituted (**figure G**). The reconstituted solution should

be inspected visually for particulate matter before administration. Do not use if particulate matter or discolouration is observed.

12. With one hand hold the powder vial and vial adapter, and with the other hand firmly grasp the barrel of the pre-filled solvent syringe and in a counterclockwise motion unscrew the syringe from the vial adapter (**figure H**).
13. Use OBIZUR immediately and within 3 hours after reconstitution when stored at room temperature.

Figure A

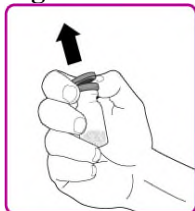


Figure B



Figure C

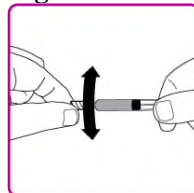


Figure D



Figure E

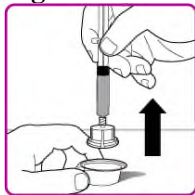


Figure F

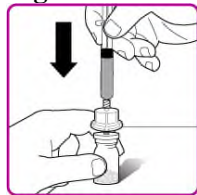
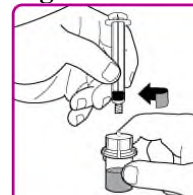


Figure G



Figure H



Administration

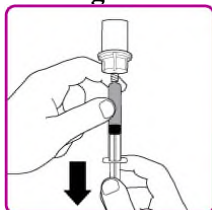
For intravenous injection only.

- Inspect the reconstituted OBIZUR solution for particulate matter and discolouration prior to administration. The solution should be clear and colourless in appearance. Do not administer if particulate matter or discolouration is observed.
- Do not administer OBIZUR in the same tubing or container with other medicinal products for injection.

Using aseptic technique, administer using the following procedure:

1. Once all vials have been reconstituted, connect a large syringe to the vial adapter by gently pushing the syringe tip down onto the Luer lock in the centre of the vial adapter, and turning clockwise until the syringe is secured.
2. Invert the vial; push the air in the syringe into the vial and withdraw the reconstituted OBIZUR into the syringe (**figure I**).
3. Unscrew the large syringe counterclockwise from the vial adapter, and repeat this process for all reconstituted vials of OBIZUR until the total volume to be administered is reached.
4. Administer the reconstituted OBIZUR intravenously at a rate of 1 to 2 mL per minute.

Figure I



The required initial dose of OBIZUR for a patient is calculated using the following formula:

$$\text{Initial dose (U/kg)} \div \text{Medicinal product strength (U/vial)} \times \text{Body weight (kg)} = \text{Number of vials}$$

e.g. for a 70 kg patient the number of vials for an initial dose will be calculated as follows:

$$200 \text{ U/kg} \div 500 \text{ U/vial} \times 70 \text{ kg} = 28 \text{ vials}$$

Dosing

The recommended initial dose is 200 U per kilogram bodyweight, given by injection.

Type of bleeding	Target factor VIII trough activity (units per dL or % of normal)	Initial dose (units per kg)	Subsequent dose	Frequency and duration of subsequent dosing
Mild and moderate superficial muscle/no neurovascular compromise and joint bleeding	>50%	200	Titrate subsequent doses based on clinical response and to maintain target factor VIII trough activity	Dose every 4 to 12 hours, frequency may be adjusted based on clinical response and measured factor VIII activity
Major moderate to severe intramuscular, retroperitoneal, gastrointestinal, intracranial bleeding	>80%			