

**ANNEX I**

**SUMMARY OF PRODUCT CHARACTERISTICS**

▼ This medicine is subject to additional monitoring. This will allow quick identification of new safety information. Healthcare professionals are asked to report any suspected adverse reactions. See section 4.8 for how to report adverse reactions.

## **1. NAME OF THE MEDICINAL PRODUCT**

Ponlinsi 60 mg solution for injection in pre-filled syringe

## **2. QUALITATIVE AND QUANTITATIVE COMPOSITION**

Each pre-filled syringe contains 60 mg of denosumab in 1 mL of solution (60 mg/mL).

Denosumab is a human monoclonal IgG2 antibody produced in a mammalian cell line (Chinese hamster ovary cells) by recombinant DNA technology.

### Excipients with known effect

This medicine contains 47 mg sorbitol in each mL of solution.

This medicine contains 0.1 mg polysorbate 20 in each mL of solution.

For the full list of excipients, see section 6.1.

## **3. PHARMACEUTICAL FORM**

Solution for injection (injection).

Clear to opalescent, colourless to pale yellow solution with a pH between 4.9 – 5.5.

## **4. CLINICAL PARTICULARS**

### **4.1 Therapeutic indications**

Treatment of osteoporosis in postmenopausal women and in men at increased risk of fractures. In postmenopausal women Ponlinsi significantly reduces the risk of vertebral, non-vertebral and hip fractures.

Treatment of bone loss associated with hormone ablation in men with prostate cancer at increased risk of fractures (see section 5.1). In men with prostate cancer receiving hormone ablation, Ponlinsi significantly reduces the risk of vertebral fractures.

Treatment of bone loss associated with long-term systemic glucocorticoid therapy in adult patients at increased risk of fracture (see section 5.1).

### **4.2 Posology and method of administration**

#### Posology

The recommended dose is 60 mg denosumab administered as a single subcutaneous injection once every 6 months into the thigh, abdomen or upper arm.

Patients must be adequately supplemented with calcium and vitamin D (see section 4.4).

Patients treated with Ponlinsi should be given the package leaflet and the patient reminder card.

The optimal total duration of antiresorptive treatment for osteoporosis (including both denosumab and bisphosphonates) has not been established. The need for continued treatment should be re-evaluated periodically based on the benefits and potential risks of denosumab on an individual patient basis, particularly after 5 or more years of use (see section 4.4).

#### *Elderly (age $\geq 65$ )*

No dose adjustment is required in elderly patients.

#### *Renal impairment*

No dose adjustment is required in patients with renal impairment (see section 4.4 for recommendations relating to monitoring of calcium).

No data is available in patients with long-term systemic glucocorticoid therapy and severe renal impairment (Glomerular filtration rate, GFR < 30 mL/min).

#### *Hepatic impairment*

The safety and efficacy of denosumab have not been studied in patients with hepatic impairment (see section 5.2).

#### *Paediatric population*

Ponlinsi should not be used in children aged < 18 years because of safety concerns of serious hypercalcaemia, and potential inhibition of bone growth and lack of tooth eruption (see sections 4.4 and 5.3). Currently available data for children aged 2 to 17 years are described in sections 5.1 and 5.2.

### Method of administration

For subcutaneous use.

Administration should be performed by an individual who has been adequately trained in injection techniques.

The instructions for use, handling and disposal are given in section 6.6.

### **4.3 Contraindications**

Hypersensitivity to the active substance or to any of the excipients listed in section 6.1.

Hypocalcaemia (see section 4.4).

### **4.4 Special warnings and precautions for use**

#### Traceability

In order to improve the traceability of biological medicinal products, the name and the batch number of the administered product should be clearly recorded.

#### Calcium and vitamin D supplementation

Adequate intake of calcium and vitamin D is important in all patients.

#### Precautions for use

##### *Hypocalcaemia*

It is important to identify patients at risk for hypocalcaemia. Hypocalcaemia must be corrected by adequate intake of calcium and vitamin D before initiating therapy. Clinical monitoring of calcium levels is

recommended before each dose and, in patients predisposed to hypocalcaemia within two weeks, after the initial dose. If any patient presents with suspected symptoms of hypocalcaemia during treatment (see section 4.8 for symptoms) calcium levels should be measured. Patients should be encouraged to report symptoms indicative of hypocalcaemia.

In the post-marketing setting, severe symptomatic hypocalcaemia (resulting in hospitalisation, life-threatening events, and fatal cases) have been reported. While most cases occurred in the first few weeks of initiating therapy, it has also occurred later.

Concomitant glucocorticoid treatment is an additional risk factor for hypocalcaemia.

#### *Renal impairment*

Patients with severe renal impairment (creatinine clearance < 30 mL/min) or receiving dialysis are at greater risk of developing hypocalcaemia. The risks of developing hypocalcaemia and accompanying parathyroid hormone elevations increase with increasing degree of renal impairment. Severe and fatal cases have been reported. Adequate intake of calcium, vitamin D and regular monitoring of calcium is especially important in these patients, see above.

#### *Skin infections*

Patients receiving denosumab may develop skin infections (predominantly cellulitis) leading to hospitalisation (see section 4.8). Patients should be advised to seek prompt medical attention if they develop signs or symptoms of cellulitis.

#### *Osteonecrosis of the jaw (ONJ)*

ONJ has been reported rarely in patients receiving denosumab for osteoporosis (see section 4.8).

The start of treatment/new treatment course should be delayed in patients with unhealed open soft tissue lesions in the mouth. A dental examination with preventive dentistry and an individual benefit-risk assessment is recommended prior to treatment with denosumab in patients with concomitant risk factors.

The following risk factors should be considered when evaluating a patient's risk of developing ONJ:

- potency of the medicinal product that inhibits bone resorption (higher risk for highly potent compounds), route of administration (higher risk for parenteral administration) and cumulative dose of bone resorption therapy.
- cancer, co-morbid conditions (e.g. anaemia, coagulopathies, infection), smoking.
- concomitant therapies: corticosteroids, chemotherapy, angiogenesis inhibitors, radiotherapy to head and neck.
- poor oral hygiene, periodontal disease, poorly fitting dentures, history of dental disease, invasive dental procedures (e.g. tooth extractions).

All patients should be encouraged to maintain good oral hygiene, receive routine dental check-ups, and immediately report any oral symptoms such as dental mobility, pain or swelling or non-healing of sores or discharge during treatment with denosumab. While on treatment, invasive dental procedures should be performed only after careful consideration and be avoided in close proximity to denosumab administration.

The management plan of the patients who develop ONJ should be set up in close collaboration between the treating physician and a dentist or oral surgeon with expertise in ONJ. Temporary interruption of treatment should be considered until the condition resolves and contributing risk factors are mitigated where possible.

#### *Osteonecrosis of the external auditory canal*

Osteonecrosis of the external auditory canal has been reported with denosumab. Possible risk factors for osteonecrosis of the external auditory canal include steroid use and chemotherapy and/or local risk factors such as infection or trauma. The possibility of osteonecrosis of the external auditory canal should be considered in patients receiving denosumab who present with ear symptoms including chronic ear infections.

#### *Atypical fractures of the femur*

Atypical femoral fractures have been reported in patients receiving denosumab (see section 4.8). Atypical femoral fractures may occur with little or no trauma in the subtrochanteric and diaphyseal regions of the femur. Specific radiographic findings characterise these events. Atypical femoral fractures have also been reported in patients with certain co-morbid conditions (e.g. vitamin D deficiency, rheumatoid arthritis, hypophosphatasia) and with use of certain medicinal products (e.g. bisphosphonates, glucocorticoids, proton pump inhibitors). These events have also occurred without antiresorptive therapy. Similar fractures reported in association with bisphosphonates are often bilateral; therefore, the contralateral femur should be examined in denosumab-treated patients who have sustained a femoral shaft fracture. Discontinuation of denosumab therapy in patients suspected to have an atypical femur fracture should be considered pending evaluation of the patient based on an individual benefit-risk assessment. During denosumab treatment, patients should be advised to report new or unusual thigh, hip, or groin pain. Patients presenting with such symptoms should be evaluated for an incomplete femoral fracture.

#### *Long-term antiresorptive treatment*

Long-term antiresorptive treatment (including both denosumab and bisphosphonates) may contribute to an increased risk for adverse outcomes such as osteonecrosis of the jaw and atypical femur fractures due to significant suppression of bone remodelling (see section 4.2).

#### *Treatment discontinuation*

Following denosumab discontinuation, decrease in bone mineral density (BMD) is expected (see section 5.1), leading to an increased risk for fractures. Thus, monitoring of BMD is recommended, and alternative treatment should be considered according to clinical guidelines.

#### *Concomitant treatment with other denosumab-containing medicinal products*

Patients being treated with denosumab should not be treated concomitantly with other denosumab-containing medicinal products (for prevention of skeletal related events in adults with bone metastases from solid tumours).

#### *Hypercalcaemia in paediatric patients*

Ponlinsi should not be used in paediatric patients (age < 18). Serious hypercalcaemia has been reported. Some clinical trial cases were complicated by acute renal injury.

#### *Warnings for excipients*

This medicine contains 47 mg sorbitol in each mL of solution. The additive effect of concomitantly administered products containing sorbitol (or fructose) and dietary intake of sorbitol (or fructose) should be taken into account.

This medicinal product contains less than 1 mmol sodium (23 mg) per 60 mg that is to say essentially 'sodium-free'.

This medicine contains 0.1 mg of polysorbate 20 in each syringe which is equivalent to 0.1 mg/mL. Polysorbates may cause allergic reactions.

### **4.5 Interaction with other medicinal products and other forms of interaction**

In an interaction study, denosumab did not affect the pharmacokinetics of midazolam, which is metabolised by cytochrome P450 3A4 (CYP3A4). This indicates that denosumab should not alter the pharmacokinetics of medicinal products metabolised by CYP3A4.

There are no clinical data on the co-administration of denosumab and hormone replacement therapy (oestrogen), however the potential for a pharmacodynamic interaction is considered to be low.

In postmenopausal women with osteoporosis the pharmacokinetics and pharmacodynamics of denosumab were not altered by previous alendronate therapy, based on data from a transition study (alendronate to denosumab).

## 4.6 Fertility, pregnancy and lactation

### Pregnancy

There are no or limited amount of data from the use of denosumab in pregnant women. Studies in animals have shown reproductive toxicity (see section 5.3).

Ponlinsi is not recommended for use in pregnant women and women of child-bearing potential not using contraception. Women should be advised not to become pregnant during and for at least 5 months after treatment with Ponlinsi. Any effects of denosumab are likely to be greater during the second and third trimesters of pregnancy since monoclonal antibodies are transported across the placenta in a linear fashion as pregnancy progresses, with the largest amount transferred during the third trimester.

### Breast-feeding

It is unknown whether denosumab is excreted in human milk. In genetically engineered mice in which RANKL has been turned off by gene removal (a “knockout mouse”), studies suggest absence of RANKL (the target of denosumab see section 5.1) during pregnancy may interfere with maturation of the mammary gland leading to impaired lactation post-partum (see section 5.3). A decision on whether to abstain from breast-feeding or to abstain from therapy with Ponlinsi should be made, taking into account the benefit of breast-feeding to the newborn/infant and the benefit of Ponlinsi therapy to the woman.

### Fertility

No data are available on the effect of denosumab on human fertility. Animal studies do not indicate direct or indirect harmful effects with respect to fertility (see section 5.3).

## 4.7 Effects on ability to drive and use machines

Ponlinsi has no or negligible influence on the ability to drive and use machines.

## 4.8 Undesirable effects

### Summary of the safety profile

The most common side effects with denosumab (seen in more than one patient in ten) are musculoskeletal pain and pain in the extremity. Uncommon cases of cellulitis, rare cases of hypocalcaemia, hypersensitivity, osteonecrosis of the jaw and atypical femoral fractures (see sections 4.4 and 4.8 - description of selected adverse reactions) have been observed in patients taking denosumab.

### Tabulated list of adverse reactions

The data in table 1 below describe adverse reactions reported from phase II and III clinical trials in patients with osteoporosis and breast or prostate cancer patients receiving hormone ablation; and/or spontaneous reporting.

The following convention has been used for the classification of the adverse reactions (see table 1): very common ( $\geq 1/10$ ), common ( $\geq 1/100$  to  $< 1/10$ ), uncommon ( $\geq 1/1\,000$  to  $< 1/100$ ), rare ( $\geq 1/10\,000$  to  $< 1/1\,000$ ), very rare ( $< 1/10\,000$ ) and not known (cannot be estimated from the available data). Within each frequency grouping and system organ class, adverse reactions are presented in order of decreasing seriousness.

**Table 1. Adverse reactions reported in patients with osteoporosis and breast or prostate cancer patients receiving hormone ablation**

MedDRA system organ class	Frequency category	Adverse reactions
---------------------------	--------------------	-------------------

MedDRA system organ class	Frequency category	Adverse reactions
Infections and infestations	Common Common Uncommon Uncommon Uncommon	Urinary tract infection Upper respiratory tract infection Diverticulitis <sup>1</sup> Cellulitis <sup>1</sup> Ear infection
Immune system disorders	Rare Rare	Drug hypersensitivity <sup>1</sup> Anaphylactic reaction <sup>1</sup>
Metabolism and nutrition disorders	Rare	Hypocalcaemia <sup>1</sup>
Nervous system disorders	Common	Sciatica
Gastrointestinal disorders	Common Common	Constipation Abdominal discomfort
Skin and subcutaneous tissue disorders	Common Common Common Uncommon Very rare	Rash Eczema Alopecia Lichenoid drug eruptions <sup>1</sup> Hypersensitivity vasculitis
Musculoskeletal and connective tissue disorders	Very common Very common Rare Rare Not known	Pain in extremity Musculoskeletal pain <sup>1</sup> Osteonecrosis of the jaw <sup>1</sup> Atypical femoral fractures <sup>1</sup> Osteonecrosis of the external auditory canal <sup>2</sup>

<sup>1</sup> See section Description of selected adverse reactions.

<sup>2</sup> See section 4.4.

In a pooled analysis of data from all phase II and phase III placebo-controlled studies, influenza-like illness was reported with a crude incidence rate of 1.2% for denosumab and 0.7% for placebo. Although this imbalance was identified via a pooled analysis, it was not identified via a stratified analysis.

#### Description of selected adverse reactions

##### *Hypocalcaemia*

In two phase III placebo-controlled clinical trials in postmenopausal women with osteoporosis, approximately 0.05% (2 out of 4050) of patients had declines of serum calcium levels (less than 1.88 mmol/L) following denosumab administration. Declines of serum calcium levels (less than 1.88 mmol/L) were not reported in either the two phase III placebo-controlled clinical trials in patients receiving hormone ablation or the phase III placebo-controlled clinical trial in men with osteoporosis.

In the post-marketing setting, rare cases of severe symptomatic hypocalcaemia resulting in hospitalisation, life-threatening events, and fatal cases have been reported, predominantly in patients at increased risk of hypocalcaemia receiving denosumab, with most cases occurring in the first weeks of initiating therapy. Examples of the clinical manifestations of severe symptomatic hypocalcaemia have included QT interval prolongation, tetany, seizures and altered mental status (see section 4.4). Symptoms of hypocalcaemia in denosumab clinical studies included paraesthesias or muscle stiffness, twitching, spasms and muscle cramps.

##### *Skin infections*

In phase III placebo-controlled clinical trials, the overall incidence of skin infections was similar in the placebo and the denosumab groups: in postmenopausal women with osteoporosis (placebo [1.2%, 50 out of 4041] versus denosumab [1.5%, 59 out of 4050]); in men with osteoporosis (placebo [0.8%, 1 out of 120] versus denosumab [0%, 0 out of 120]); in breast or prostate cancer patients receiving hormone ablation (placebo [1.7%, 14 out of 845] versus denosumab [1.4%, 12 out of 860]). Skin infections leading to hospitalisation were reported in 0.1% (3 out of 4041) of postmenopausal women with osteoporosis receiving placebo versus 0.4% (16 out of 4050) of women receiving denosumab. These cases were predominantly

cellulitis. Skin infections reported as serious adverse reactions were similar in the placebo (0.6%, 5 out of 845) and the denosumab (0.6%, 5 out of 860) groups in the breast and prostate cancer studies.

#### *Osteonecrosis of the jaw*

ONJ has been reported rarely, in 16 patients, in clinical trials in osteoporosis and in breast or prostate cancer patients receiving hormone ablation including a total of 23 148 patients (see section 4.4). Thirteen of these ONJ cases occurred in postmenopausal women with osteoporosis during the phase III clinical trial extension following treatment with denosumab for up to 10 years. Incidence of ONJ was 0.04% at 3 years, 0.06% at 5 years and 0.44% at 10 years of denosumab treatment. The risk of ONJ increased with duration of exposure to denosumab.

The risk of ONJ has also been assessed in a retrospective cohort study among 76 192 postmenopausal women newly initiating treatment with denosumab. The incidence of ONJ was 0.32% (95% confidence interval [CI]: 0.26, 0.39) among patients using denosumab up to 3 years and 0.51% (95% CI: 0.39, 0.65) among patients using denosumab up to 5 years of follow-up.

#### *Atypical fractures of the femur*

In the osteoporosis clinical trial programme, atypical femoral fractures were reported rarely in patients treated with denosumab (see section 4.4).

#### *Diverticulitis*

In a single phase III placebo-controlled clinical trial in patients with prostate cancer receiving androgen deprivation therapy (ADT), an imbalance in diverticulitis adverse events was observed (1.2% denosumab, 0% placebo). The incidence of diverticulitis was comparable between treatment groups in postmenopausal women or men with osteoporosis and in women undergoing aromatase inhibitor therapy for non-metastatic breast cancer.

#### *Drug-related hypersensitivity reactions*

In the post-marketing setting, rare events of drug-related hypersensitivity, including rash, urticaria, facial swelling, erythema, and anaphylactic reactions have been reported in patients receiving denosumab.

#### *Musculoskeletal pain*

Musculoskeletal pain, including severe cases, has been reported in patients receiving denosumab in the post-marketing setting. In clinical trials, musculoskeletal pain was very common in both denosumab and placebo groups. Musculoskeletal pain leading to discontinuation of study treatment was uncommon.

#### *Lichenoid drug eruptions*

Lichenoid drug eruptions (e.g. lichen planus-like reactions) have been reported in patients in the post-marketing setting.

#### Other special populations

##### *Paediatric population*

Denosumab should not be used in paediatric patients (age < 18). Serious hypercalcaemia has been reported (see section 5.1). Some clinical trial cases were complicated by acute renal injury.

##### *Renal impairment*

In clinical studies, patients with severe renal impairment (creatinine clearance < 30 mL/min) or receiving dialysis were at greater risk of developing hypocalcaemia in the absence of calcium supplementation. Adequate intake of calcium and vitamin D is important in patients with severe renal impairment or receiving dialysis (see section 4.4).

#### Reporting of suspected adverse reactions



Reporting suspected adverse reactions after authorisation of the medicinal product is important. It allows continued monitoring of the benefit/risk balance of the medicinal product. Healthcare professionals are asked to report any suspected adverse reactions via the national reporting system listed in [Appendix V](#).

## **4.9 Overdose**

There is no experience with overdose in clinical studies. Denosumab has been administered in clinical studies using doses up to 180 mg every 4 weeks (cumulative doses up to 1080 mg over 6 months), and no additional adverse reactions were observed.

## **5. PHARMACOLOGICAL PROPERTIES**

### **5.1 Pharmacodynamic properties**

Pharmacotherapeutic group: Drugs for treatment of bone diseases – Other drugs affecting bone structure and mineralisation, ATC code: M05BX04

Ponlinsi is a biosimilar medicinal product. Detailed information is available on the website of the European Medicines Agency <https://www.ema.europa.eu>.

#### Mechanism of action

Denosumab is a human monoclonal antibody (IgG2) that targets and binds with high affinity and specificity to RANKL, preventing activation of its receptor, RANK, on the surface of osteoclast precursors and osteoclasts. Prevention of the RANKL/RANK interaction inhibits osteoclast formation, function and survival, thereby decreasing bone resorption in cortical and trabecular bone.

#### Pharmacodynamic effects

Denosumab treatment rapidly reduced the rate of bone turnover, reaching a nadir for the bone resorption marker serum type 1 C-telopeptides (CTX) (85% reduction) by 3 days, with reductions maintained over the dosing interval. At the end of each dosing interval, CTX reductions were partially attenuated from maximal reduction of  $\geq 87\%$  to approximately  $\geq 45\%$  (range 45-80%), reflecting the reversibility of denosumab's effects on bone remodelling once serum levels diminish. These effects were sustained with continued treatment. Bone turnover markers generally reached pre-treatment levels within 9 months after the last dose. Upon re-initiation, reductions in CTX by denosumab were similar to those observed in patients initiating primary denosumab treatment.

#### Immunogenicity

Anti-denosumab antibodies may develop during denosumab treatment. No apparent correlation of antibody development with pharmacokinetics, clinical response or adverse event has been observed.

#### Clinical efficacy and safety in postmenopausal women with osteoporosis

Efficacy and safety of denosumab administered once every 6 months for 3 years were investigated in postmenopausal women (7808 women aged 60-91 years, of which 23.6% had prevalent vertebral fractures) with baseline bone mineral density (BMD) T-scores at the lumbar spine or total hip between  $-2.5$  and  $-4.0$  and a mean absolute 10-year fracture probability of 18.60% (deciles: 7.9-32.4%) for major osteoporotic fracture and 7.22% (deciles: 1.4-14.9%) for hip fracture. Women with other diseases or on therapies that may affect bone were excluded from this study. Women received calcium (at least 1000 mg) and vitamin D (at least 400 IU) supplementation daily.

#### *Effect on vertebral fractures*

Denosumab significantly reduced the risk of new vertebral fractures at 1, 2 and 3 years ( $p < 0.0001$ ) (see table 2).

**Table 2. The effect of denosumab on the risk of new vertebral fractures**

	Proportion of women with fracture (%)		Absolute risk reduction (%) (95% CI)	Relative risk reduction (%) (95% CI)
	Placebo n = 3906	Denosumab n = 3902		
0-1 year	2.2	0.9	1.4 (0.8, 1.9)	61 (42, 74)**
0-2 years	5.0	1.4	3.5 (2.7, 4.3)	71 (61, 79)**
0-3 years	7.2	2.3	4.8 (3.9, 5.8)	68 (59, 74)*

\*  $p < 0.0001$ , \*\*  $p < 0.0001$  – exploratory analysis

#### *Effect on hip fractures*

Denosumab demonstrated a 40% relative reduction (0.5% absolute risk reduction) in the risk of hip fracture over 3 years ( $p < 0.05$ ). The incidence of hip fracture was 1.2% in the placebo group compared to 0.7% in the denosumab group at 3 years.

In a post-hoc analysis in women  $> 75$  years, a 62% relative risk reduction was observed with denosumab (1.4% absolute risk reduction,  $p < 0.01$ ).

#### *Effect on all clinical fractures*

Denosumab significantly reduced fractures across all fracture types/groups (see table 3).

**Table 3. The effect of denosumab on the risk of clinical fractures over 3 years**

	Proportion of women with fracture (%) <sup>+</sup>		Absolute risk reduction (%) (95% CI)	Relative risk reduction (%) (95% CI)
	Placebo n = 3906	Denosumab n = 3902		
Any clinical fracture <sup>1</sup>	10.2	7.2	2.9 (1.6, 4.2)	30 (19, 41)***
Clinical vertebral fracture	2.6	0.8	1.8 (1.2, 2.4)	69 (53, 80)***
Non-vertebral fracture <sup>2</sup>	8.0	6.5	1.5 (0.3, 2.7)	20 (5, 33)**
Major non-vertebral fracture <sup>3</sup>	6.4	5.2	1.2 (0.1, 2.2)	20 (3, 34)*
Major osteoporotic fracture <sup>4</sup>	8.0	5.3	2.7 (1.6, 3.9)	35 (22, 45)***

\*  $p \leq 0.05$ , \*\*  $p = 0.0106$  (secondary endpoint included in multiplicity adjustment), \*\*\*  $p \leq 0.0001$

<sup>+</sup> Event rates based on Kaplan-Meier estimates at 3 years.

<sup>1</sup> Includes clinical vertebral fractures and non-vertebral fractures.

<sup>2</sup> Excludes those of the vertebrae, skull, facial, mandible, metacarpus, and finger and toe phalanges.

<sup>3</sup> Includes pelvis, distal femur, proximal tibia, ribs, proximal humerus, forearm, and hip.

<sup>4</sup> Includes clinical vertebral, hip, forearm, and humerus fractures, as defined by the WHO.

In women with baseline femoral neck BMD  $\leq -2.5$ , denosumab reduced the risk of non-vertebral fracture (35% relative risk reduction, 4.1% absolute risk reduction,  $p < 0.001$ , exploratory analysis).

The reduction in the incidence of new vertebral fractures, hip fractures and non-vertebral fractures by denosumab over 3 years were consistent regardless of the 10-year baseline fracture risk.

#### *Effect on bone mineral density*

Denosumab significantly increased BMD at all clinical sites measured, versus placebo at 1, 2 and 3 years. Denosumab increased BMD by 9.2% at the lumbar spine, 6.0% at the total hip, 4.8% at the femoral neck, 7.9% at the hip trochanter, 3.5% at the distal 1/3 radius and 4.1% at the total body over 3 years (all  $p < 0.0001$ ).

In clinical studies examining the effects of discontinuation of denosumab, BMD returned to approximately pre-treatment levels and remained above placebo within 18 months of the last dose. These data indicate that

continued treatment with denosumab is required to maintain the effect of the medicinal product. Re-initiation of denosumab resulted in gains in BMD similar to those when denosumab was first administered.

#### *Open-label extension study in the treatment of postmenopausal osteoporosis*

A total of 4550 women (2343 denosumab and 2207 placebo) who missed no more than one dose of investigational product in the pivotal study described above and completed the month 36 study visit agreed to enrol in a 7-year, multinational, multicentre, open-label, single-arm extension study to evaluate the long-term safety and efficacy of denosumab. All women in the extension study were to receive denosumab 60 mg every 6 months, as well as daily calcium (at least 1 g) and vitamin D (at least 400 IU). A total of 2626 subjects (58% of the women included in the extension study i.e. 34% of the women included in the pivotal study) completed the extension study.

In patients treated with denosumab for up to 10 years, BMD increased from the pivotal study baseline by 21.7% at the lumbar spine, 9.2% at the total hip, 9.0% at the femoral neck, 13.0% at the trochanter and 2.8% at the distal 1/3 radius. The mean lumbar spine BMD T-score at the end of the study was -1.3 in patients treated for 10 years.

Fracture incidence was evaluated as a safety endpoint but efficacy in fracture prevention cannot be estimated due to high number of discontinuations and open-label design. The cumulative incidence of new vertebral and non-vertebral fractures were approximately 6.8% and 13.1% respectively, in patients who remained on denosumab treatment for 10 years (n = 1278). Patients who did not complete the study for any reason had higher on-treatment fracture rates.

Thirteen adjudicated cases of osteonecrosis of the jaw (ONJ) and two adjudicated cases of atypical fractures of the femur occurred during the extension study.

#### Clinical efficacy and safety in men with osteoporosis

Efficacy and safety of denosumab once every 6 months for 1 year were investigated in 242 men aged 31-84 years. Subjects with an eGFR < 30 mL/min/1.73 m<sup>2</sup> were excluded from the study. All men received calcium (at least 1000 mg) and vitamin D (at least 800 IU) supplementation daily.

The primary efficacy variable was percent change in lumbar spine BMD, fracture efficacy was not evaluated. Denosumab significantly increased BMD at all clinical sites measured, relative to placebo at 12 months: 4.8% at lumbar spine, 2.0% at total hip, 2.2% at femoral neck, 2.3% at hip trochanter, and 0.9% at distal 1/3 radius (all p < 0.05). Denosumab increased lumbar spine BMD from baseline in 94.7% of men at 1 year. Significant increases in BMD at lumbar spine, total hip, femoral neck and hip trochanter were observed by 6 months (p < 0.0001).

#### Bone histology in postmenopausal women and men with osteoporosis

Bone histology was evaluated in 62 postmenopausal women with osteoporosis or with low bone mass who were either naïve to osteoporosis therapies or had transitioned from previous alendronate therapy following 1-3 years treatment with denosumab. Fifty nine women participated in the bone biopsy sub-study at month 24 (n = 41) and/or month 84 (n = 22) of the extension study in postmenopausal women with osteoporosis. Bone histology was also evaluated in 17 men with osteoporosis following 1 year treatment with denosumab. Bone biopsy results showed bone of normal architecture and quality with no evidence of mineralisation defects, woven bone or marrow fibrosis. Histomorphometry findings in the extension study in postmenopausal women with osteoporosis showed that the antiresorptive effects of denosumab, as measured by activation frequency and bone formation rates, were maintained over time.

#### Clinical efficacy and safety in patients with bone loss associated with androgen deprivation

Efficacy and safety of denosumab once every 6 months for 3 years were investigated in men with histologically confirmed non-metastatic prostate cancer receiving ADT (1468 men aged 48-97 years) who were at increased risk of fracture (defined as > 70 years, or < 70 years with a BMD T-score at the lumbar

spine, total hip, or femoral neck  $< -1.0$  or a history of an osteoporotic fracture). All men received calcium (at least 1000 mg) and vitamin D (at least 400 IU) supplementation daily.

Denosumab significantly increased BMD at all clinical sites measured, relative to treatment with placebo at 3 years: 7.9% at the lumbar spine, 5.7% at the total hip, 4.9% at the femoral neck, 6.9% at the hip trochanter, 6.9% at the distal 1/3 radius and 4.7% at the total body (all  $p < 0.0001$ ). In a prospectively planned exploratory analysis, significant increases in BMD were observed at the lumbar spine, total hip, femoral neck and the hip trochanter 1 month after the initial dose.

Denosumab demonstrated a significant relative risk reduction of new vertebral fractures: 85% (1.6% absolute risk reduction) at 1 year, 69% (2.2% absolute risk reduction) at 2 years and 62% (2.4% absolute risk reduction) at 3 years (all  $p < 0.01$ ).

#### Clinical efficacy and safety in patients with bone loss associated with adjuvant aromatase inhibitor therapy

Efficacy and safety of denosumab once every 6 months for 2 years were investigated in women with non-metastatic breast cancer (252 women aged 35-84 years) and baseline BMD T-scores between -1.0 to -2.5 at the lumbar spine, total hip or femoral neck. All women received calcium (at least 1000 mg) and vitamin D (at least 400 IU) supplementation daily.

The primary efficacy variable was percent change in lumbar spine BMD, fracture efficacy was not evaluated. Denosumab significantly increased BMD at all clinical sites measured, relative to treatment with placebo at 2 years: 7.6% at lumbar spine, 4.7% at total hip, 3.6% at femoral neck, 5.9% at hip trochanter, 6.1% at distal 1/3 radius and 4.2% at total body (all  $p < 0.0001$ ).

#### Treatment of bone loss associated with systemic glucocorticoid therapy

Efficacy and safety of denosumab were investigated in 795 patients (70% women and 30% men) aged 20 to 94 years treated with  $\geq 7.5$  mg daily oral prednisone (or equivalent).

Two subpopulations were studied: glucocorticoid-continuing ( $\geq 7.5$  mg daily prednisone or its equivalent for  $\geq 3$  months prior to study enrolment;  $n = 505$ ) and glucocorticoid-initiating ( $\geq 7.5$  mg daily prednisone or its equivalent for  $< 3$  months prior to study enrolment;  $n = 290$ ). Patients were randomised (1:1) to receive either denosumab 60 mg subcutaneously once every 6 months or oral risedronate 5 mg once daily (active control) for 2 years. Patients received calcium (at least 1,000 mg) and vitamin D (at least 800 IU) supplementation daily.

#### *Effect on Bone Mineral Density (BMD)*

In the glucocorticoid-continuing subpopulation, denosumab demonstrated a greater increase in lumbar spine BMD compared to risedronate at 1 year (denosumab 3.6%, risedronate 2.0%;  $p < 0.001$ ) and 2 years (denosumab 4.5%, risedronate 2.2%;  $p < 0.001$ ). In the glucocorticoid-initiating subpopulation, denosumab demonstrated a greater increase in lumbar spine BMD compared to risedronate at 1 year (denosumab 3.1%, risedronate 0.8%;  $p < 0.001$ ) and 2 years (denosumab 4.6%, risedronate 1.5%;  $p < 0.001$ ).

In addition, denosumab demonstrated a significantly greater mean percent increase in BMD from baseline compared to risedronate at the total hip, femoral neck, and hip trochanter.

The study was not powered to show a difference in fractures. At 1 year, the subject incidence of new radiological vertebral fracture was 2.7% (denosumab) versus 3.2% (risedronate). The subject incidence of non-vertebral fracture was 4.3% (denosumab) versus 2.5% (risedronate). At 2 years, the corresponding numbers were 4.1% versus 5.8% for new radiological vertebral fractures and 5.3% versus 3.8% for non-vertebral fractures. Most of the fractures occurred in the GC-C subpopulation.

#### Paediatric population

A single-arm phase III study evaluated the efficacy, safety, and pharmacokinetics was conducted in children with osteogenesis imperfecta, aged 2 to 17 years, 52.3% male, 88.2% Caucasian. A total of 153 subjects initially received subcutaneous (SC) denosumab 1 mg/kg, up to a maximum of 60 mg, every 6 months for 36 months. Sixty subjects transitioned to every 3 months dosing.

At month 12 of every 3 months dosing, the least squares (LS) mean (standard error, SE) change from baseline in lumbar spine BMD Z-score was 1.01 (0.12).

The most common adverse events reported during every 6 months dosing were arthralgia (45.8%), pain in extremity (37.9%), back pain (32.7%), and hypercalciuria (32.0%). Hypercalcaemia was reported during every 6 months (19%) and every 3 months (36.7%) dosing. Serious adverse events of hypercalcaemia (13.3%) were reported during every 3 months dosing.

In an extension study (N = 75), serious adverse events of hypercalcaemia (18.5%) were observed during every 3 months dosing.

The studies were terminated early due to the occurrence of life-threatening events and hospitalisations due to hypercalcaemia (see section 4.2).

In one multicentre, randomised, double-blind, placebo-controlled, parallel-group study conducted in 24 paediatric patients with glucocorticoid-induced osteoporosis, aged 5 to 17 years, evaluating change from baseline in lumbar spine BMD Z-score, safety and effectiveness were not established hence denosumab should not be used for this indication.

The European Medicines Agency has waived the obligation to submit the results of studies with the reference medicinal product containing denosumab in all subsets of the paediatric population in the treatment of bone loss associated with sex hormone ablative therapy, and in subsets of the paediatric population below the age of 2 in the treatment of osteoporosis. See section 4.2 for information on paediatric use.

## **5.2 Pharmacokinetic properties**

### **Absorption**

Following subcutaneous administration of a 1.0 mg/kg dose, which approximates the approved 60 mg dose, exposure based on AUC was 78% as compared to intravenous administration at the same dose level. For a 60 mg subcutaneous dose, maximum serum denosumab concentrations ( $C_{max}$ ) of 6 mcg/mL (range 1-17 mcg/mL) occurred in 10 days (range 2-28 days).

### **Biotransformation**

Denosumab is composed solely of amino acids and carbohydrates as native immunoglobulin and is unlikely to be eliminated via hepatic metabolic mechanisms. Its metabolism and elimination are expected to follow the immunoglobulin clearance pathways, resulting in degradation to small peptides and individual amino acids.

### **Elimination**

After  $C_{max}$ , serum levels declined with a half-life of 26 days (range 6-52 days) over a period of 3 months (range 1.5-4.5 months). Fifty-three percent (53%) of patients had no measurable amounts of denosumab detected at 6 months post-dose.

No accumulation or change in denosumab pharmacokinetics with time was observed upon subcutaneous multiple-dosing of 60 mg once every 6 months. Denosumab pharmacokinetics were not affected by the formation of binding antibodies to denosumab and were similar in men and women. Age (28-87 years), race and disease state (low bone mass or osteoporosis; prostate or breast cancer) do not appear to significantly affect the pharmacokinetics of denosumab.

A trend was observed between higher body weight and lower exposure based on AUC and  $C_{max}$ . However, the trend is not considered clinically important, since pharmacodynamic effects based on bone turnover markers and BMD increases were consistent across a wide range of body weight.

#### Linearity/non-linearity

In dose ranging studies, denosumab exhibited non-linear, dose-dependent pharmacokinetics, with lower clearance at higher doses or concentrations, but approximately dose-proportional increases in exposures for doses of 60 mg and greater.

#### Renal impairment

In a study of 55 patients with varying degrees of renal function, including patients on dialysis, the degree of renal impairment had no effect on the pharmacokinetics of denosumab.

#### Hepatic impairment

No specific study in patients with hepatic impairment was performed. In general, monoclonal antibodies are not eliminated via hepatic metabolic mechanisms. The pharmacokinetics of denosumab is not expected to be affected by hepatic impairment.

#### Paediatric population

Ponlinsi should not be used in paediatric populations (see sections 4.2 and 5.1).

In a phase III study of paediatric patients with osteogenesis imperfecta (N = 153), maximum serum denosumab concentrations were observed on day 10 across all age groups. For every 3 months and every 6 months dosing, mean serum denosumab trough concentrations were observed to be higher for children 11 to 17 years of age, while children 2 to 6 years of age had the lowest mean trough concentrations.

### **5.3 Preclinical safety data**

In single and repeated dose toxicity studies in cynomolgus monkeys, denosumab doses resulting in 100 to 150 times greater systemic exposure than the recommended human dose had no impact on cardiovascular physiology, male or female fertility, or produced specific target organ toxicity.

Standard tests to investigate the genotoxicity potential of denosumab have not been evaluated, since such tests are not relevant for this molecule. However, due to its character it is unlikely that denosumab has any potential for genotoxicity.

The carcinogenic potential of denosumab has not been evaluated in long-term animal studies.

In preclinical studies conducted in knockout mice lacking RANK or RANKL, impairment of lymph node formation was observed in the foetus. An absence of lactation due to inhibition of mammary gland maturation (lobulo-alveolar gland development during pregnancy) was also observed in knockout mice lacking RANK or RANKL.

In a study of cynomolgus monkeys dosed with denosumab during the period equivalent to the first trimester at AUC exposures up to 99-fold higher than the human dose (60 mg every 6 months), there was no evidence of maternal or foetal harm. In this study, foetal lymph nodes were not examined.

In another study of cynomolgus monkeys dosed with denosumab throughout pregnancy at AUC exposures 119-fold higher than the human dose (60 mg every 6 months), there were increased stillbirths and postnatal mortality; abnormal bone growth resulting in reduced bone strength, reduced haematopoiesis, and tooth malalignment; absence of peripheral lymph nodes; and decreased neonatal growth. A no observed adverse

effect level for reproductive effects was not established. Following a 6 month period after birth, bone related changes showed recovery and there was no effect on tooth eruption. However, the effects on lymph nodes and tooth malalignment persisted, and minimal to moderate mineralisation in multiple tissues was seen in one animal (relation to treatment uncertain). There was no evidence of maternal harm prior to labour; adverse maternal effects occurred infrequently during labour. Maternal mammary gland development was normal.

In preclinical bone quality studies in monkeys on long-term denosumab treatment, decreases in bone turnover were associated with improvement in bone strength and normal bone histology. Calcium levels were transiently decreased and parathyroid hormone levels transiently increased in ovariectomised monkeys treated with denosumab.

In male mice genetically engineered to express huRANKL (knock-in mice), which were subjected to a transcortical fracture, denosumab delayed the removal of cartilage and remodelling of the fracture callus compared to control, but biomechanical strength was not adversely affected.

Knockout mice (see section 4.6) lacking RANK or RANKL exhibited decreased body weight, reduced bone growth and lack of tooth eruption. In neonatal rats, inhibition of RANKL (target of denosumab therapy) with high doses of a construct of osteoprotegerin bound to Fc (OPG-Fc) was associated with inhibition of bone growth and tooth eruption. These changes were partially reversible in this model when dosing with RANKL inhibitors was discontinued. Adolescent primates dosed with denosumab at 27 and 150 times (10 and 50 mg/kg dose) the clinical exposure had abnormal growth plates. Therefore, treatment with denosumab may impair bone growth in children with open growth plates and may inhibit eruption of dentition.

## **6. PHARMACEUTICAL PARTICULARS**

### **6.1 List of excipients**

Sodium acetate trihydrate  
Acetic acid, glacial  
Sorbitol (E420)  
Polysorbate 20  
Water for injections

### **6.2 Incompatibilities**

In the absence of compatibility studies, this medicinal product must not be mixed with other medicinal products.

### **6.3 Shelf life**

3 years

Once removed from the refrigerator, Ponlimsi may be stored at room temperature (up to 30°C) for up to 32 days in the original carton, do not put it back in the refrigerator. It must be used within this 32 days period.

### **6.4 Special precautions for storage**

Store in a refrigerator (2°C – 8°C).

Do not freeze.

Keep the pre-filled syringe in the outer carton in order to protect from light.

### **6.5 Nature and contents of container**

One mL solution in a single use pre-filled syringe made from type I glass with stainless steel 27 gauge needle, with needle guard and plunger stopper (bromobutyl rubber).

Pack size of one pre-filled syringe, presented in blistered packaging.

#### **6.6 Special precautions for disposal and other handling**

- Before administration, the solution should be inspected. Do not inject the solution if it contains particles, or is cloudy or discoloured.
- Do not shake.
- To avoid discomfort at the site of injection, allow the pre-filled syringe to reach room temperature (up to 30°C) before injecting and inject slowly.
- Inject the entire contents of the pre-filled syringe.

Any unused medicinal product or waste material should be disposed of in accordance with local requirements.

### **7. MARKETING AUTHORISATION HOLDER**

TEVA GmbH  
Graf-Arco-Strasse 3  
89079 Ulm  
Germany

### **8. MARKETING AUTHORISATION NUMBER(S)**

EU/1/25/1986/001

### **9. DATE OF FIRST AUTHORISATION/RENEWAL OF THE AUTHORISATION**

Date of first authorisation:

Date of latest renewal:

### **10. DATE OF REVISION OF THE TEXT**

Detailed information on this medicinal product is available on the website of the European Medicines Agency <https://www.ema.europa.eu>.



## **ANNEX II**

- A. MANUFACTURER OF THE BIOLOGICAL ACTIVE  
SUBSTANCE AND MANUFACTURER RESPONSIBLE FOR  
BATCH RELEASE**
- B. CONDITIONS OR RESTRICTIONS REGARDING SUPPLY AND  
USE**
- C. OTHER CONDITIONS AND REQUIREMENTS OF THE  
MARKETING AUTHORISATION**
- D. CONDITIONS OR RESTRICTIONS WITH REGARD TO THE  
SAFE AND EFFECTIVE USE OF THE MEDICINAL PRODUCT**

**A. MANUFACTURER OF THE BIOLOGICAL ACTIVE SUBSTANCE AND MANUFACTURER RESPONSIBLE FOR BATCH RELEASE**

Name and address of the manufacturer of the biological active substance

Teva Biotech GmbH  
Dornierstrasse 10  
89079 Ulm  
Germany

Name and address of the manufacturer responsible for batch release

Merckle GmbH  
Graf-Arco-Strasse 3  
89079 Ulm  
Germany

**B. CONDITIONS OR RESTRICTIONS REGARDING SUPPLY AND USE**

Medicinal product subject to medical prescription.

**C. OTHER CONDITIONS AND REQUIREMENTS OF THE MARKETING AUTHORISATION**

- **Periodic safety update reports (PSURs)**

The requirements for submission of PSURs for this medicinal product are set out in the list of Union reference dates (EURD list) provided for under Article 107c(7) of Directive 2001/83/EC and any subsequent updates published on the European medicines web-portal.

**D. CONDITIONS OR RESTRICTIONS WITH REGARD TO THE SAFE AND EFFECTIVE USE OF THE MEDICINAL PRODUCT**

- **Risk management plan (RMP)**

The marketing authorisation holder (MAH) shall perform the required pharmacovigilance activities and interventions detailed in the agreed RMP presented in Module 1.8.2 of the marketing authorisation and any agreed subsequent updates of the RMP.

An updated RMP should be submitted:

- At the request of the European Medicines Agency;
- Whenever the risk management system is modified, especially as the result of new information being received that may lead to a significant change to the benefit-risk profile or as the result of an important (pharmacovigilance or risk minimisation) milestone being reached.

- **Additional risk minimisation measures**

The MAH shall ensure that a patient reminder card regarding osteonecrosis of the jaw is implemented.

**ANNEX III**

**LABELLING AND PACKAGE LEAFLET**

## **A. LABELLING**

**PARTICULARS TO APPEAR ON THE OUTER PACKAGING**

**PRE-FILLED SYRINGE CARTON**

**1. NAME OF THE MEDICINAL PRODUCT**

Ponlinsi 60 mg solution for injection in pre-filled syringe  
denosumab

**2. STATEMENT OF ACTIVE SUBSTANCE(S)**

1 mL pre-filled syringe containing 60 mg of denosumab (60 mg/mL).

**3. LIST OF EXCIPIENTS**

Sodium acetate trihydrate, acetic acid, glacial, sorbitol (E420), polysorbate 20, water for injections.

**4. PHARMACEUTICAL FORM AND CONTENTS**

Solution for injection

One pre-filled syringe with automatic needle guard.

**5. METHOD AND ROUTE(S) OF ADMINISTRATION**

Subcutaneous use.

**Important:** read the package leaflet before handling pre-filled syringe.

**Do not shake.**

Read the package leaflet before use.

LIFT HERE

**6. SPECIAL WARNING THAT THE MEDICINAL PRODUCT MUST BE STORED OUT OF THE SIGHT AND REACH OF CHILDREN**

Keep out of the sight and reach of children.

**7. OTHER SPECIAL WARNING(S), IF NECESSARY**

**8. EXPIRY DATE**

EXP

**9. SPECIAL STORAGE CONDITIONS**

**Store in a refrigerator.**

Do not freeze.

Keep the pre-filled syringe in the outer carton in order to protect from light.

<b>10. SPECIAL PRECAUTIONS FOR DISPOSAL OF UNUSED MEDICINAL PRODUCTS OR WASTE MATERIALS DERIVED FROM SUCH MEDICINAL PRODUCTS, IF APPROPRIATE</b>
--

<b>11. NAME AND ADDRESS OF THE MARKETING AUTHORISATION HOLDER</b>
---

TEVA GmbH  
Graf-Arco-Strasse 3  
89079 Ulm  
Germany

<b>12. MARKETING AUTHORISATION NUMBER(S)</b>
--

EU/1/25/1986/001

<b>13. BATCH NUMBER</b>
-------------------------

Lot

<b>14. GENERAL CLASSIFICATION FOR SUPPLY</b>
--

<b>15. INSTRUCTIONS ON USE</b>
--------------------------------

<b>16. INFORMATION IN BRAILLE</b>
-----------------------------------

Ponlimsi

<b>17. UNIQUE IDENTIFIER – 2D BARCODE</b>
---

2D barcode carrying the unique identifier included.

<b>18. UNIQUE IDENTIFIER - HUMAN READABLE DATA</b>
--

PC  
SN  
NN

**MINIMUM PARTICULARS TO APPEAR ON BLISTERS OR STRIPS**

**PRE-FILLED SYRINGE BLISTER**

**1. NAME OF THE MEDICINAL PRODUCT**

Ponlinsi 60 mg injection  
denosumab

**2. NAME OF THE MARKETING AUTHORISATION HOLDER**

TEVA GmbH

**3. EXPIRY DATE**

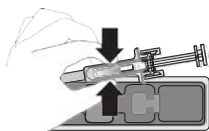
EXP

**4. BATCH NUMBER**

Lot

**5. OTHER**

SC



<b>MINIMUM PARTICULARS TO APPEAR ON SMALL IMMEDIATE PACKAGING UNITS</b> <b>PRE-FILLED SYRINGE LABEL</b>
--

<b>1. NAME OF THE MEDICINAL PRODUCT AND ROUTE(S) OF ADMINISTRATION</b>
--

Ponlinsi 60 mg injection  
denosumab  
SC

<b>2. METHOD OF ADMINISTRATION</b>
------------------------------------

<b>3. EXPIRY DATE</b>
-----------------------

EXP

<b>4. BATCH NUMBER</b>
------------------------

Lot

<b>5. CONTENTS BY WEIGHT, BY VOLUME OR BY UNIT</b>
--

1 ml

<b>6. OTHER</b>
-----------------



## **B. PACKAGE LEAFLET**

## **Package leaflet: Information for the user**

### **Ponlimsi 60 mg solution for injection in pre-filled syringe** denosumab

▼ This medicine is subject to additional monitoring. This will allow quick identification of new safety information. You can help by reporting any side effects you may get. See the end of section 4 for how to report side effects.

#### **Read all of this leaflet carefully before you start using this medicine because it contains important information for you.**

- Keep this leaflet. You may need to read it again.
- If you have any further questions, ask your doctor or pharmacist.
- This medicine has been prescribed for you only. Do not pass it on to others. It may harm them, even if their signs of illness are the same as yours.
- If you get any side effects, talk to your doctor or pharmacist. This includes any possible side effects not listed in this leaflet. See section 4.
- Your doctor will give you a patient reminder card, which contains important safety information you need to be aware of before and during your treatment with Ponlimsi.

#### **What is in this leaflet**

1. What Ponlimsi is and what it is used for
2. What you need to know before you use Ponlimsi
3. How to use Ponlimsi
4. Possible side effects
5. How to store Ponlimsi
6. Contents of the pack and other information

#### **1. What Ponlimsi is and what it is used for**

##### **What Ponlimsi is and how it works**

Ponlimsi contains denosumab, a protein (monoclonal antibody) that interferes with the action of another protein, in order to treat bone loss and osteoporosis. Treatment with Ponlimsi makes bone stronger and less likely to break.

Bone is a living tissue and is renewed all the time. Oestrogen helps keep bones healthy. After the menopause, oestrogen level drops which may cause bones to become thin and fragile. This can eventually lead to a condition called osteoporosis. Osteoporosis can also occur in men due to a number of causes including ageing and/or a low level of the male hormone, testosterone. It can also occur in patients receiving glucocorticoids. Many patients with osteoporosis have no symptoms, but they are still at risk of breaking bones, especially in the spine, hips and wrists.

Surgery or medicines that stop the production of oestrogen or testosterone used to treat patients with breast or prostate cancer can also lead to bone loss. The bones become weaker and break more easily.

##### **What Ponlimsi is used for**

Ponlimsi is used to treat:

- osteoporosis in women after the menopause (postmenopausal) and men who have an increased risk of fracture (broken bones), reducing the risk of spinal, non-spinal and hip fractures.

- bone loss that results from a reduction in hormone (testosterone) level caused by surgery or treatment with medicines in patients with prostate cancer.
- bone loss that results from long-term treatment with glucocorticoids in patients who have an increased risk of fracture.

## **2. What you need to know before you use Ponlinsi**

### **Do not use Ponlinsi**

- if you have low calcium levels in the blood (hypocalcaemia).
- if you are allergic to denosumab or any of the other ingredients of this medicine (listed in section 6).

### **Warnings and precautions**

Talk to your doctor or pharmacist before using Ponlinsi.

Whilst being treated with Ponlinsi you may develop a skin infection with symptoms such as a swollen, red area of skin, most commonly in the lower leg, that feels hot and tender (cellulitis), and possibly with symptoms of fever. Please tell your doctor immediately if you develop any of these symptoms.

You should also take calcium and vitamin D supplements while being on treatment with Ponlinsi. Your doctor will discuss this with you.

You may have low levels of calcium in your blood while receiving Ponlinsi. Please tell your doctor immediately if you notice any of the following symptoms: spasms, twitches, or cramps in your muscle, and/or numbness or tingling in your fingers, toes or around your mouth, and/or seizures, confusion, or loss of consciousness.

Severe low blood calcium levels leading to hospitalisation and even life-threatening reactions have been reported in rare cases. Before each dose and in patients predisposed to hypocalcaemia within two weeks after initial dose, the calcium levels in your blood will therefore be checked (via blood test).

Tell your doctor if you have or have ever had severe kidney problems, kidney failure or have needed dialysis or are taking medicines called glucocorticoids (such as prednisolone or dexamethasone), which may increase your risk of getting low blood calcium if you do not take calcium supplements.

### **Problems with your mouth, teeth or jaw**

A side effect called osteonecrosis of the jaw (ONJ) (bone damage in the jaw) has been reported rarely (may affect up to 1 in 1,000 people) in patients receiving Ponlinsi for osteoporosis. The risk of ONJ increases in patients treated for a long time (may affect up to 1 in 200 people if treated for 10 years). ONJ can also occur after stopping treatment. It is important to try to prevent ONJ developing as it may be a painful condition that can be difficult to treat. In order to reduce the risk of developing ONJ, take the following precautions:

Before receiving treatment, tell your doctor or nurse (health care professional) if you:

- have any problems with your mouth or teeth such as poor dental health, gum disease, or a planned tooth extraction.
- don't receive routine dental care or have not had a dental check-up for a long time.
- are a smoker (as this may increase the risk of dental problems).
- have previously been treated with a bisphosphonate (used to treat or prevent bone disorders).
- are taking medicines called corticosteroids (such as prednisolone or dexamethasone).
- have cancer.

Your doctor may ask you to undergo a dental examination before you start treatment with Ponlinsi.

While being treated, you should maintain good oral hygiene and receive routine dental check-ups. If you wear dentures you should make sure these fit properly. If you are under dental treatment or will undergo

dental surgery (e.g. tooth extractions), inform your doctor about your dental treatment and tell your dentist that you are being treated with Ponlimsi.

Contact your doctor and dentist immediately if you experience any problems with your mouth or teeth such as loose teeth, pain or swelling, or non-healing of sores or discharge, as these could be signs of ONJ.

#### Unusual thigh bone fractures

Some people have developed unusual fractures in their thigh bone while being treated with Ponlimsi. Contact your doctor if you experience new or unusual pain in your hip, groin, or thigh.

### **Children and adolescents**

Ponlimsi should not be used in children and adolescents under 18 years of age.

### **Other medicines and Ponlimsi**

Tell your doctor or pharmacist if you are taking, have recently taken or might take any other medicines. It is especially important that you tell your doctor if you are being treated with another medicine containing denosumab.

You should not take Ponlimsi together with another medicine containing denosumab.

### **Pregnancy and breast-feeding**

Ponlimsi has not been tested in pregnant women. It is important to tell your doctor if you are pregnant; think you may be pregnant; or plan to get pregnant. Ponlimsi is not recommended for use if you are pregnant. Women of child-bearing potential should use effective methods of contraception while being treated with Ponlimsi and for at least 5 months after stopping treatment with Ponlimsi.

If you become pregnant during treatment with Ponlimsi or less than 5 months after stopping treatment with Ponlimsi, please inform your doctor.

It is not known whether Ponlimsi is excreted in breast milk. It is important to tell your doctor if you are breast-feeding or plan to do so. Your doctor will then help you decide whether to stop breast-feeding, or whether to stop taking Ponlimsi, considering the benefit of breast-feeding to the baby and the benefit of Ponlimsi to the mother.

If you are breast-feeding during Ponlimsi treatment, please inform your doctor.

Ask your doctor or pharmacist for advice before taking any medicine.

### **Driving and using machines**

Ponlimsi has no or negligible influence on the ability to drive and use machines.

### **Ponlimsi contains sorbitol**

This medicine contains 47 mg sorbitol in each mL of solution.

### **Ponlimsi contains sodium**

This medicine contains less than 1 mmol sodium (23 mg) per 60 mg, that is to say essentially 'sodium-free'.

### **Ponlimsi contains polysorbate 20**

This medicine contains 0.1 mg of polysorbate 20 in each syringe which is equivalent to 0.1 mg/mL. Polysorbates may cause allergic reactions. Tell your doctor if you have any known allergies.

### 3. How to use Ponlinsi

The recommended dose is one pre-filled syringe of 60 mg administered once every 6 months, as a single injection under the skin (subcutaneous). The best places to inject are the top of your thighs and the abdomen. Your carer can also use the outer area of your upper arm. Please consult your doctor on the date for a potential next injection.

You should also take calcium and vitamin D supplements while being on treatment with Ponlinsi. Your doctor will discuss this with you.

Your doctor may decide that it is best for you or a carer to inject Ponlinsi. Your doctor or healthcare provider will show you or your carer how to use Ponlinsi. For instructions on how to inject Ponlinsi, please read the section at the end of this leaflet.

Do not shake.

#### If you forget to use Ponlinsi

If a dose of Ponlinsi is missed, the injection should be administered as soon as possible. Thereafter, injections should be scheduled every 6 months from the date of the last injection.

#### If you stop using Ponlinsi

To get the most benefit from your treatment in reducing the risk of fractures, it is important to use Ponlinsi for as long as your doctor prescribes it for you. Do not stop your treatment without contacting your doctor.

### 4. Possible side effects

Like all medicines, this medicine can cause side effects, although not everybody gets them.

Uncommonly, patients receiving Ponlinsi may develop skin infections (predominantly cellulitis). **Please tell your doctor immediately** if you develop any of these symptoms while being on treatment with Ponlinsi: swollen, red area of skin, most commonly in the lower leg, that feels hot and tender, and possibly with symptoms of fever.

Rarely, patients receiving Ponlinsi may develop pain in the mouth and/or jaw, swelling or non-healing of sores in the mouth or jaw, discharge, numbness or a feeling of heaviness in the jaw, or loosening of a tooth. These could be signs of bone damage in the jaw (osteonecrosis). **Tell your doctor and dentist immediately** if you experience such symptoms while being treated with Ponlinsi or after stopping treatment.

Rarely, patients receiving Ponlinsi may have low calcium levels in the blood (hypocalcaemia); severely low blood calcium levels may lead to hospitalisation and may even be life-threatening. Symptoms include spasms, twitches, or cramps in your muscles, and/or numbness or tingling in your fingers, toes or around your mouth and/or seizures, confusion, or loss of consciousness. If any of these apply to you, **tell your doctor immediately**. Low calcium in the blood may also lead to a change in heart rhythm called QT prolongation which is seen by electrocardiogram (ECG).

Rarely unusual fractures of the thigh bone may occur in patients receiving Ponlinsi. **Contact your doctor** if you experience new or unusual pain in your hip, groin or thigh as this may be an early indication of a possible fracture of the thigh bone.

Rarely, allergic reactions may occur in patients receiving Ponlimsi. Symptoms include swelling of the face, lips, tongue, throat or other parts of the body; rash, itching or hives on the skin, wheezing or difficulty breathing. **Please tell your doctor** if you develop any of these symptoms while being treated with Ponlimsi.

**Very common side effects** (may affect more than 1 in 10 people):

- bone, joint, and/or muscle pain which is sometimes severe,
- arm or leg pain (pain in extremity).

**Common side effects** (may affect up to 1 in 10 people):

- painful urination, frequent urination, blood in the urine, inability to hold your urine,
- upper respiratory tract infection,
- pain, tingling or numbness that moves down your leg (sciatica),
- constipation,
- abdominal discomfort,
- rash,
- skin condition with itching, redness and/or dryness (eczema),
- hair loss (alopecia).

**Uncommon side effects** (may affect up to 1 in 100 people):

- fever, vomiting and abdominal pain or discomfort (diverticulitis),
- ear infection,
- rash that may occur on the skin or sores in the mouth (lichenoid drug eruptions).

**Very rare side effects** (may affect up to 1 in 10,000 people):

- allergic reaction that can damage blood vessels mainly in the skin (e.g. purple or brownish-red spots, hives or skin sores) (hypersensitivity vasculitis).

**Not known** (frequency cannot be estimated from the available data):

- talk to your doctor if you have ear pain, discharge from the ear and/or an ear infection. These could be signs of bone damage in the ear.

### **Reporting of side effects**

If you get any side effects, talk to your doctor or pharmacist. This includes any possible side effects not listed in this leaflet. You can also report side effects directly via [the national reporting system listed in Appendix V](#). By reporting side effects you can help provide more information on the safety of this medicine.

## **5. How to store Ponlimsi**

Keep this medicine out of the sight and reach of children.

Do not use this medicine after the expiry date which is stated on the label and carton after EXP. The expiry date refers to the last day of that month.

Store in a refrigerator (2°C – 8°C).

Do not freeze.

Keep the pre-filled syringe in the outer carton in order to protect from light.

Your pre-filled syringe may be left outside the refrigerator to reach room temperature (up to 30°C) before injection. This will make the injection more comfortable. Once your syringe has been left to reach room temperature (up to 30°C), do not put it back in the refrigerator and it must be used within 32 days.

Do not throw away any medicines via wastewater or household waste. Ask your pharmacist how to throw away medicines you no longer use. These measures will help to protect the environment.

## **6. Contents of the pack and other information**

### **What Ponlimsi contains**

- The active substance is denosumab. Each 1 mL pre-filled syringe contains 60 mg of denosumab (60 mg/mL).
- The other ingredients are sodium acetate trihydrate, acetic acid, glacial, sorbitol (E420), polysorbate 20 and water for injections.

### **What Ponlimsi looks like and contents of the pack**

Ponlimsi is a clear to opalescent, colourless to pale yellow solution for injection provided in a ready to use pre-filled syringe.

Each pack contains one pre-filled syringe with a needle guard.

### **Marketing Authorisation Holder**

TEVA GmbH  
Graf-Arco-Strasse 3  
89079 Ulm  
Germany

### **Manufacturer**

Merckle GmbH  
Graf-Arco-Strasse 3  
89079 Ulm  
Germany

For any information about this medicine, please contact the local representative of the Marketing Authorisation Holder:

#### **België/Belgique/Belgien**

Teva Pharma Belgium N.V./S.A./AG  
Tél/Tel: +32 38207373

#### **Lietuva**

UAB Teva Baltics  
Tel: +370 52660203

#### **България**

Тева Фарма ЕАД  
Тел.: +359 24899585

#### **Luxembourg/Luxemburg**

Teva Pharma Belgium N.V./S.A./AG  
Tél/Tel: +32 38207373

#### **Česká republika**

Teva Pharmaceuticals CR, s.r.o.  
Tel: +420 251007111

#### **Magyarország**

Teva Gyógyszergyár Zrt.  
Tel.: +36 12886400

#### **Danmark**

Teva Denmark A/S  
Tlf.: +45 44985511

#### **Malta**

TEVA HELLAS A.E.  
il-Greċja  
Tel: +30 2118805000

#### **Deutschland**

ratiopharm GmbH  
Tel: +49 (0) 73140202

#### **Nederland**

Teva Nederland B.V.  
Tel: +31 8000228400

#### **Eesti**

UAB Teva Baltics Eesti filiaal

#### **Norge**

Teva Norway AS

Tel: +372 6610801

**Ελλάδα**

TEVA HELLAS A.E.  
Τηλ: +30 2118805000

**España**

Grünenthal Pharma, S.A.  
Tel: +34 (91) 301 93 00

**France**

Teva Santé  
Tél: +33 155917800

**Hrvatska**

Pliva Hrvatska d.o.o.  
Tel: +385 13720000

**Ireland**

Teva Pharmaceuticals Ireland  
Tel: +44 2075407117

**Ísland**

Teva Pharma Iceland ehf.  
Sími: +354 5503300

**Italia**

Teva Italia S.r.l.  
Tel: +39 028917981

**Κύπρος**

TEVA HELLAS A.E.  
Ελλάδα  
Τηλ: +30 2118805000

**Latvija**

UAB Teva Baltics filiāle Latvijā  
Tel: +371 67323666

Tlf: +47 66775590

**Österreich**

ratiopharm Arzneimittel Vertriebs-GmbH  
Tel: +43 1970070

**Polska**

Teva Pharmaceuticals Polska Sp. z o.o.  
Tel.: +48 223459300

**Portugal**

Teva Pharma - Produtos Farmacêuticos, Lda.  
Tel: +351 214767550

**România**

Teva Pharmaceuticals S.R.L.  
Tel: +40 212306524

**Slovenija**

Pliva Ljubljana d.o.o.  
Tel: +386 15890390

**Slovenská republika**

TEVA Pharmaceuticals Slovakia s.r.o.  
Tel: +421 257267911

**Suomi/Finland**

Teva Finland Oy  
Puh/Tel: +358 201805900

**Sverige**

Teva Sweden AB  
Tel: +46 42121100

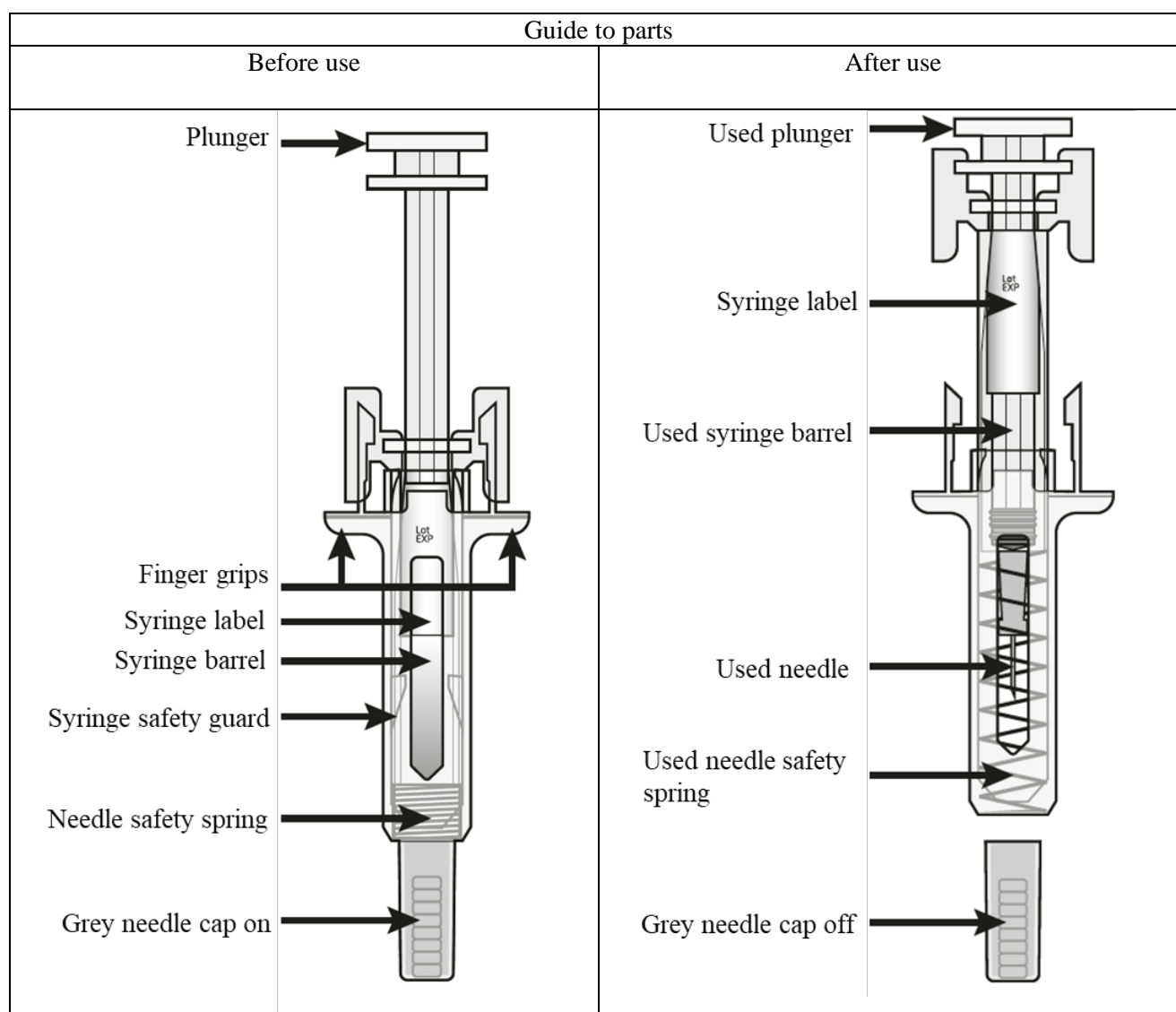
**This leaflet was last revised in**

**Other sources of information**

Detailed information on this medicine is available on the European Medicines Agency web site:  
<https://www.ema.europa.eu>



## Instructions for use



### Important

**Before you use a Ponlimsi pre-filled syringe with automatic needle guard, read this important information:**

- It is important that you do not try to give yourself the injection unless you have received training from your doctor or healthcare provider.
- Ponlimsi is given as an injection into the tissue just under the skin (subcutaneous injection).

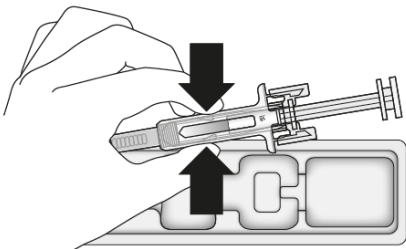
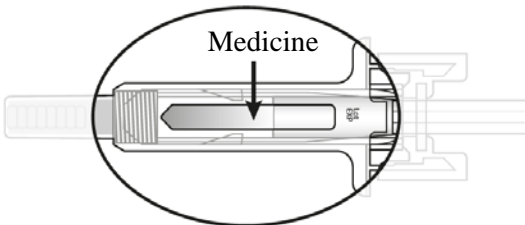
✗ **Do not** remove the grey needle cap from the pre-filled syringe until you are ready to inject.

✗ **Do not** use the pre-filled syringe if it has been dropped on a hard surface. Use a new pre-filled syringe and call your doctor or healthcare provider.

✗ **Do not** attempt to activate the pre-filled syringe prior to injection.

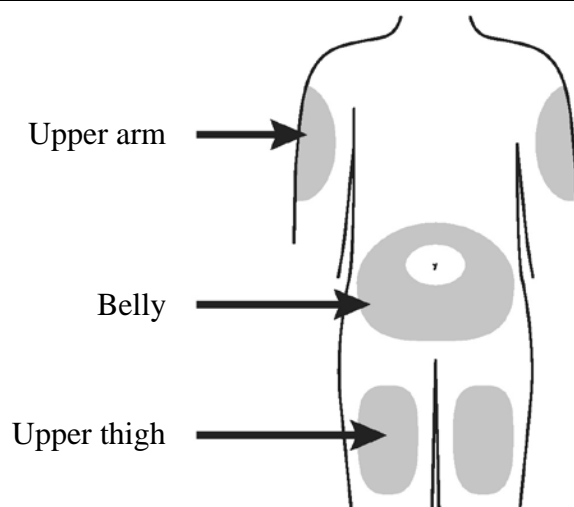
✗ **Do not** attempt to remove the clear pre-filled syringe safety guard from the pre-filled syringe.

Call your doctor or healthcare provider if you have any questions.

Step 1: Prepare	
A	Remove the pre-filled syringe tray from the package and gather the supplies needed for your injection: alcohol wipes, a cotton ball or gauze pad, a plaster and a sharps disposal container (not included).
<p>For a more comfortable injection, leave the pre-filled syringe at room temperature for about 30 minutes before injecting. Wash your hands thoroughly with soap and water.</p> <p>On a clean, well-lit work surface, place the new pre-filled syringe and the other supplies.</p> <p>✗ <b>Do not</b> try to warm the syringe by using a heat source such as hot water or microwave.</p> <p>✗ <b>Do not</b> leave the pre-filled syringe exposed to direct sunlight.</p> <p>✗ <b>Do not</b> shake the pre-filled syringe.</p> <ul style="list-style-type: none"> <li>• <b>Keep the pre-filled syringe out of the sight and reach of children.</b></li> </ul>	
B	Open the tray, peeling away the cover. Grab the pre-filled syringe safety guard to remove the pre-filled syringe from the tray.
 <p style="text-align: center;"><b>Grab here</b></p> <p>For safety reasons:</p> <p>✗ <b>Do not</b> grasp the plunger.</p> <p>✗ <b>Do not</b> grasp the grey needle cap.</p>	
C	Inspect the medicine and pre-filled syringe.
	
✗	<p><b>Do not</b> use the pre-filled syringe if:</p> <ul style="list-style-type: none"> <li>• The medicine is cloudy or there are particles in it. It must be a clear to opalescent, colourless to pale yellow solution.</li> <li>• Any part appears cracked or broken.</li> <li>• The grey needle cap is missing or not securely attached.</li> <li>• The expiry date printed on the label has passed the last day of the month shown.</li> </ul> <p>In all cases, call your doctor or healthcare provider.</p>

Step 2: **Get ready**

A Wash your hands thoroughly. Prepare and clean your injection site.



**You can use:**

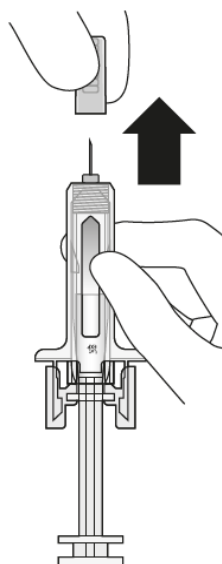
- Upper part of your thigh.
- Belly, except for a 5 cm (2-inch) area right around your belly button.
- Outer area of upper arm (only if someone else is giving you the injection).

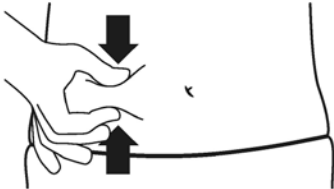

Clean the injection site with an alcohol wipe. Let your skin dry.

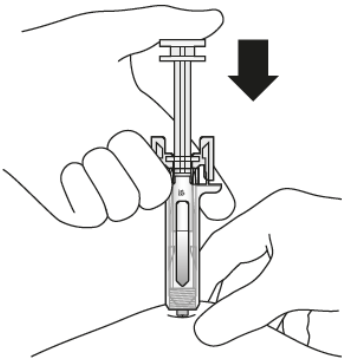

✗ **Do not** touch the injection site before injecting.

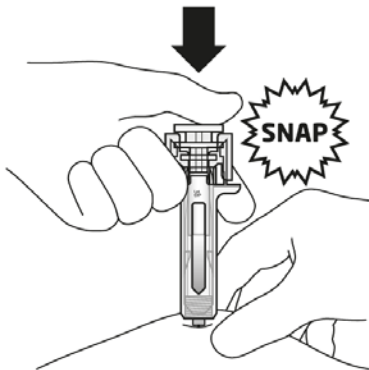

❗ **Do not** inject into areas where the skin is tender, bruised, red, or hard. Avoid injecting into areas with scars or stretch marks.

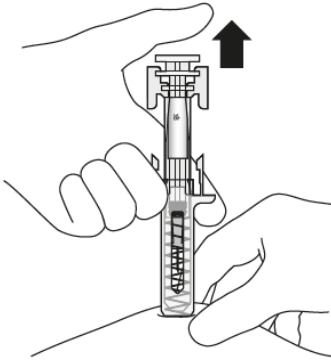
B Carefully pull the grey needle cap straight out and away from your body.

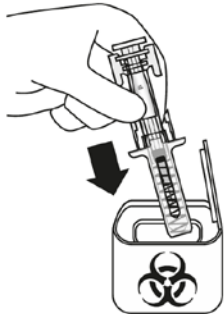


C	Pinch your injection site to create a firm surface.
	
<p> It is important to keep the skin pinched when injecting.</p>	

Step 3: <b>Inject</b>	
A	Hold the pinch. INSERT the needle into skin.
	
<p> <b>Do not</b> touch the cleaned area of the skin.</p>	

B	PUSH the plunger with slow and constant pressure until you feel or hear a “snap”. Push all the way down through the snap.
	
<p> It is important to push down through the “snap” to deliver your full dose.</p>	

C	RELEASE your thumb. Then LIFT the syringe off skin.
 <p>After releasing the plunger, the pre-filled syringe safety guard will safely cover the injection needle.</p> <p>✗ <b>Do not</b> put the grey needle cap back on used pre-filled syringes.</p>	

Step 4: <b>Finish</b>	
A	Discard the used pre-filled syringe and other supplies in a sharps disposal container.
 <p>Medicines should be disposed of in accordance with local requirements. Ask your pharmacist how to dispose of medicines no longer required. These measures will help to protect the environment.</p> <p>Keep the syringe and sharps disposal container out of sight and reach of children.</p> <p>✗ <b>Do not</b> reuse the pre-filled syringe.</p> <p>✗ <b>Do not</b> recycle pre-filled syringes or throw them into household waste.</p>	
B	Examine the injection site.
<p>If there is blood, press a cotton ball or gauze pad on your injection site. <b>Do not</b> rub the injection site. Apply a plaster if needed.</p>	