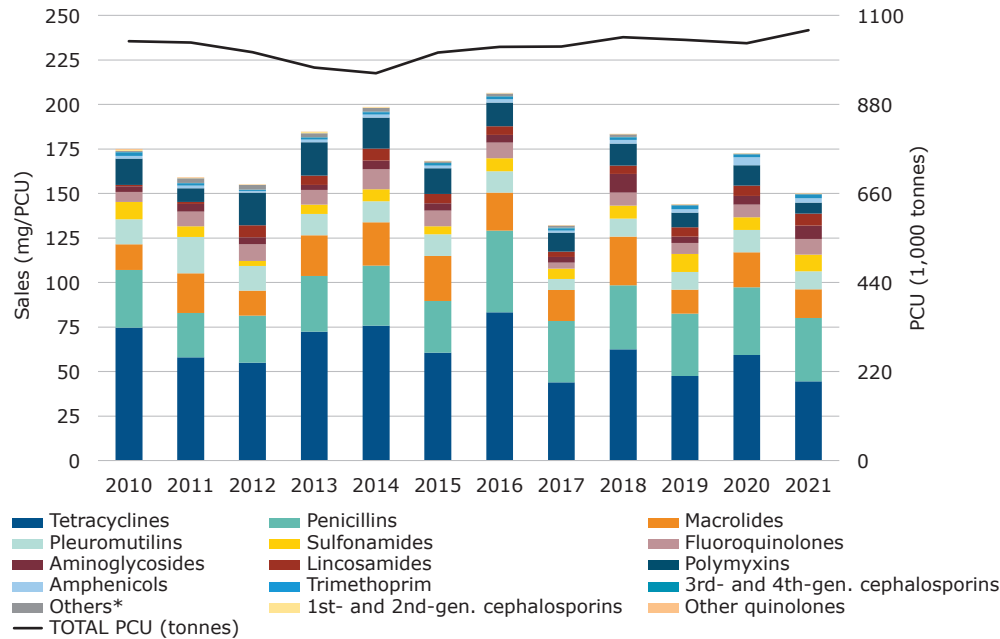




PORTUGAL

Sales trends (mg/PCU) of antibiotic VMPs for food-producing animals

Sales trends by antibiotic class (mg/PCU) from 2010 to 2021^{1,2,3}

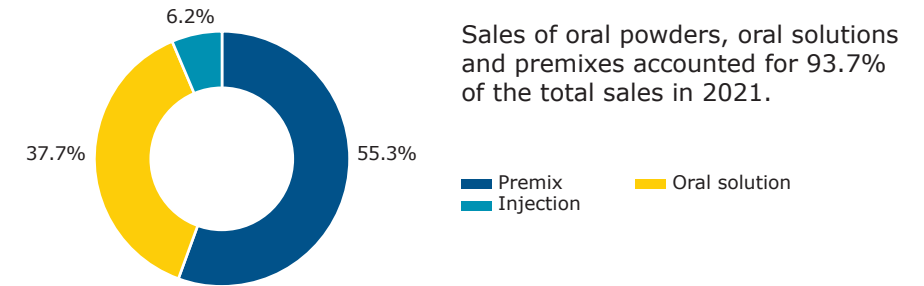


¹ Sales data sorted from highest to lowest in 2021.
² No sales of other quinolones were reported in 2020.
³ Sales in 2010–2014, 2017 and 2019 are underestimates, due to underreporting.
 * The class 'Others' includes sales of the following sub-classes: imidazole derivatives (metronidazole), nitrofurans derivatives (furazolidone) and other antibacterials (furaltadone, bacitracin, rifaximin and spectinomycin). Of note is that some of the sales could be for non-food-producing animals.

Since 2011:

- ⬇️ 5.8% overall annual sales (from 159.2 mg/PCU to 149.9 mg/PCU in 2021)
- ⬆️ 5.8% 3rd- and 4th-generation cephalosporin sales (from 0.32 mg/PCU to 0.34 mg/PCU in 2021)
- ⬆️ 6.1% fluoroquinolone sales (from 8.2 mg/PCU to 8.8 mg/PCU in 2021)
- ⬇️ 99.3% other quinolone sales (from 0.45 mg/PCU to <0.01 mg/PCU in 2021)
- ⬇️ 21.0% polymyxin sales (from 7.8 mg/PCU to 6.1 mg/PCU in 2021)
- ⬆️ The PCU increased by 2.9% between 2011 and 2021

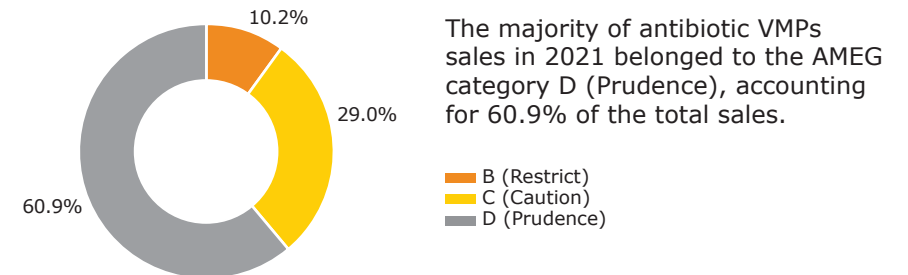
Proportion of sales (mg/PCU) by product form in 2021¹



Sales of oral powders, oral solutions and premixes accounted for 93.7% of the total sales in 2021.

¹ Sales of oral powders and other forms (intramammary, intrauterine, bolus and oral paste products) are not included in this figure and represent 0.6% and 0.2% of total sales, respectively.

Proportion of sales (mg/PCU) by AMEG categories in 2021



The majority of antibiotic VMPs sales in 2021 belonged to the AMEG category D (Prudence), accounting for 60.9% of the total sales.

2021 sales data

In 2021, overall sales decreased by 13.1% in comparison to 2020 (from 172.5 mg/PCU to 149.9 mg/PCU). The three highest selling antibiotic classes were tetracyclines, penicillins and macrolides, which accounted for 29.7%, 23.7% and 10.7% of total sales, respectively.

Country information

In Portugal, overall sales fluctuated over the period of participation in the ESVAC project, showing a peak in 2016 (206.4 mg/PCU) and a trough in 2017 (132.1 mg/PCU). Sales of 2019 are a result of both underreporting and consumption reduction (confirmed by the stakeholders). In 2020, there was an increase in sales, but this was not as big as the data suggest due to the underreporting in 2019.

Due to these issues of underreporting, Portugal developed a new platform for the collection, management and analysis of these data in order to reduce errors in data collection and reporting.

In 2014, the implementation of the National Action Plan for the Reduction of Use of Antibiotics in Animals emphasised the need for a reduction in the use of HP CIAs in human medicine. In 2016, the autonomous regions of Portugal initiated the reporting of antimicrobial VMP sales to support accurate data collection. Since then, the datasets have included sales of antimicrobial VMPs in those regions.

A new strategic national plan under the 'One Health' approach involving the human, veterinary and environment sectors, with an operational plan and measurable objectives based on previous results, was established for 2019–2023¹.

Meanwhile, new initiatives have already been taken, namely voluntary programmes for the reduction of the use of antimicrobials in rabbits and poultry and colistin in pigs.

Since 2010, the national annual reports monitoring the antimicrobial consumption of VMPs approved for use in food-producing and companion animals are publicly available on the Directorate-General for Food and Veterinary website².

¹ <https://www.dgs.pt/documentos-e-publicacoes/plano-nacional-de-combate-a-resistencia-aos-antimicrobianos-2019-2023-pdf.aspx>

² <https://www.dgav.pt/medicamentos/conteudo/medicamentos-veterinarios/planos-de-controlo-oficial-e-relatorios/esvac/>