



EUROPEAN MEDICINES AGENCY  
SCIENCE MEDICINES HEALTH

## UPD Release Notes 1.6.3

Veterinary Medicinal Products Regulation: Union Product Database

Release date: 02 May 2022

---

**Official address** Domenico Scarlattilaan 6 • 1083 HS Amsterdam • The Netherlands

**Address for visits and deliveries** Refer to [www.ema.europa.eu/how-to-find-us](http://www.ema.europa.eu/how-to-find-us)

**Send us a question** Go to [www.ema.europa.eu/contact](http://www.ema.europa.eu/contact) **Telephone** +31 (0)88 781 6000

An agency of the European Union



## Table of Contents

<b>1. Overview of functionality and business value</b>	<b>4</b>
<b>2. Changes made compared with 1.6.2</b>	<b>6</b>
2.1. New functionality	6
2.2. Resolved issues	6
2.3. New issues for functionality in previous release	13
2.4. Known issues for new functionality in this release	21
<b>3. Veterinary EU Implementation Guide versions for this Release</b>	<b>22</b>
3.1. Providing Strength or Reference Strength for an Ingredient	23
<b>4. NCA UI</b>	<b>24</b>
4.1. Scope of this release for NCA UI	24
4.2. Apply Chapter 4 Legacy or Chapter 2 Validation rules	24
4.3. Workarounds required to Create or Update products	25
4.4. Registration process for access to the NCA UI in the UAT environment	25
4.5. Registration process for access to the NCA UI in production (PROD) environment	26
<b>5. UPD API</b>	<b>27</b>
5.1. Scope of this release for API	27
5.2. UPD API supported Product Service endpoints	27
5.3. API Manager product subscription	29
5.4. Apply Chapter 4 Legacy or Chapter 2 Validation rules	29
5.5. API EP309 Create, EP311 Update & Nullify product endpoints	29
5.5.1. Request headers applicable for all Create, Update & Nullify POST	29
5.5.2. Create and Update endpoints	30
5.5.3. Nullify endpoint	31
5.5.4. Response to POST for Create or Update and use of Get OperationOutcome	32
5.5.5. Creating products for DCP or Update Common Data if national data is provided	33
5.5.6. Key changes in valid request bundle for create and update	33
5.5.7. API EP309 Create NP and DCP product example request bundles	33
5.5.8. Recommended approach to prepare update request bundle	36
5.5.9. How to use Update NP product endpoint and example bundle	37
5.5.10. How to use Update National Data DCP/MRP/SRP product endpoint and example bundle	37
5.5.11. How to use Update Common Data DCP/MRP/SRP product endpoint and example bundle	38
5.5.12. How to use Create MRP product endpoint and example bundle	39
5.5.13. How to use Create SRP product endpoint and example bundle	40
5.6. API Manage document	40
5.6.1. EP403 Create document	40
5.6.2. EP401 Search document	41
5.6.3. EP402 Get/retrieve document	42
5.6.4. EP404 Update document	43
5.6.5. Changes for Create and Update document payload	43
5.7. Change required to payload in upcoming release	43

<b>6. MAH UI .....</b>	<b>43</b>
6.1. Scope of this release for MAH UI .....	43
6.2. Registration process for access to the MAH UI in the UAT environment .....	44
6.3. Registration process for access to the MAH UI in production (PROD) environment .....	45
6.4. Change to csv file for Volume of Sales in upcoming release .....	45
<b>7. Known issues .....</b>	<b>46</b>
<b>8. User support.....</b>	<b>46</b>
<b>9. References .....</b>	<b>46</b>
<b>Annex 1: UPD-Specific Screenshots for Registration for an Account for the UI .....</b>	<b>47</b>
1. Request the Super User Role for your Organisation in UAT .....	47
2. Request a Member User Role for your Organisation and Affiliate to your Organisation in UAT48	
3. Request the NCA Super User Role for your Organisation in Production .....	49
4. Request a Member User Role for your Organisation and Affiliate to your Organisation in Production .....	50
<b>Annex 2: Known issues.....</b>	<b>51</b>
<b>Annex 3: Release Schedule.....</b>	<b>71</b>

# 1. Overview of functionality and business value

This release is the next iterative version of the Union Product Database, v 1.6.3. The main difference with the previous version, v 1.6.2 released on 4 April 2022, is new functionality as per section 2.1. and resolution of defects as per section 2.2.

This version allows NCAs to submit/enter legacy product information (MRP/DCP/NAP), as per Art 155 of Reg 2019/6, compliant with Chapter 4 of the July 2021 version of the [Vet EU Implementation Guide](#) (Vet EU IG); and compliant with Chapter 2 of the December 2021 version of the Vet EU IG

Marketing Authorisation Holders (MAH) are able to view their products, submit Variations not requiring assessment, download and submit Volume of Sales, and update Marketing Authorisation Status.

This version of the UPD allows the creation of products approved under MRP procedure via the Create MRP functionality. The Reference Member State (RMS) uses their National Procedure product as the basis for this creation, and adds or updates Common data. For example: add Common Product Name, Reference member state and Concerned member state(s). A new product will be created for each Concerned Member State (CMS) with procedure type MRP and the RMS's NP product is updated to procedure type MRP.

The approach for the load of Legacy products under DCP/MRP procedure via the Decentralised procedure may still be used. At the time of creation, the RMS will provide the RMS value 'Decentralised Procedure' for the field 'Procedure type'. According to the [Vet EU IG](#) subsequent updates will be made by the CMS as a part of the update of national data, and the procedure type for the CMS product may be updated to MRP if applicable.

In relation to the load of legacy data, for some of the products approved under DCP/MRP, it could be the case that only one RMS, and no CMS(s), is involved in the process. Given that the current implementation of the UPD does not support this scenario, the workaround for recording these products will be as follows: I/the RMS will create the DCP adding as CMS a country belonging to EEA (this country should preferably have very few CMSs and no RMS products); II/ to prevent this product from being available to the general public and to the MAH, the CMS will not update the national part of the product, and finally III/ the CMS product will be nullified by the CMS once UPD allows having these products with only one RMS.

The high-level functionality provided in this release is:

- API:
  - RMS can create DCP products (data and documents)
  - RMS can create MRP products (data and documents)
  - RMS can create SRP products (data and documents)
  - RMS and CMS can complement DCP/MRP/SRP product with national DCP/MRP/SRP data and documents
  - RMS can update Common data for DCP/MRP/SRP product (data and documents)
  - NCA can create and update NAP products (data and documents)
  - NCA can create & update Registered Homeopathic products (data and documents)
  - NCA can Nullify product
  - Search/view product (data and documents)

- NCA UI:
  - RMS can create DCP products (data and documents)
  - RMS can create MRP products (data and documents)
  - RMS can create SRP products (data and documents)
  - RMS and CMS can complement DCP/MRP/SRP product with national DCP/MRP data (including documents)
  - RMS can update Common data for DCP/MRP/SRP product (data and documents)
  - NCA can create and update NAP products (data and documents)
  - NCA can create & update Registered Homeopathic products (data and documents)
  - NCA can Nullify product
  - ~~NCA can Bulk Upload Documents~~— This functionality was advised as released in 1.6.1, however due to bug UPD-9879 this is not able to be used. We expect this to be resolved and available for use in release 1.6.5.
  - Search/view/export product (data and documents)
  - Notifications for Create and Update of products and OPAD actions
  - View Volume of Sales information
  - View and Approve/Reject VNRA submissions
- MAH UI:
  - Search/view/export product (data and documents)
  - Notifications for Create and Update of products and OPAD actions
  - Download, Submit and View Volume of Sales information
  - Submit VNRA and View VNRA submissions
  - Submit updates for Marketing authorisation status (excluding CAP products)
  - Submit updates for Availability status (excluding CAP products)
- Authorisation for NCA & MAH UI:
  - Integration with EMA Account Management (EAM) system for CA and Industry (MAH) roles
  - CA users may search and view all Vet products
  - MAH users may search and view only products under the responsibility of the organisations the user represents

This release is based on FHIR version R5 Preview #2, <http://hl7.org/fhir/2020May/resourcelist.html>.

The sections below contain all required information to register for usage of the UI or API, connect to the API or UI and to use the available functionality.

More functionality and additional components will be made gradually available in next releases.

The following functionality is not included in this release. Menu items and endpoints should not be used as these are not yet fully implemented:

API:

- Create & Update Parallel Trade

NCA UI:

- Create & Update Parallel Trade
- Transfer Marketing Authorisation
- Update CAP products
- Bulk Upload Documents

MAH UI:

- Submit updates for Availability status for CAP products
- Submit updates for Marketing authorisation status for CAP products

## **2. Changes made compared with 1.6.2**

### **2.1. *New functionality***

- MAH UI: Submit updates for Availability status (excluding CAP products)
- NCA UI & MAH UI: BR-020 The Union product database shall support the processing of post-authorisation changes in parallel.
  - A message advising of pending VNRA submissions for product is displayed when Updating a product, viewing VNRA or submitting VNRA
  - There is a link to the pending VNRA
  - Please refer to known issue UPD-10419

### **2.2. *Resolved issues***

Issue reference is an internal number used by the UPD Project team when managing issues. It has been included as User Support may refer to this reference number when responding to your queries. In addition, you can include this reference number when contacting user support on this topic and seeking clarification.

This table is ordered by Vet EUIG Chapter 2 section; and then by Use Case number for those items without a specific IG reference.

Use Case	Affects API and/or UI	Issue reference	Vet EUIG Chapter 2 section	Issue that has been resolved
UC01 Create product	API	UPD-9005	1.2 Product Record Status	Create DCP - If RMS specifies Product status of Current when they Create DCP via API, the created products for RMS and CMS incorrectly had status of Current and not Provisional. This resulted in products being published in the Public Portal without national data populated. This issue has been resolved and the status provided by the RMS is ignored and all products created with the correct status of Provisional
UC08 Update product	NCA UI	UPD-8377	1.3 Product identifier	The Product Identifier was not correctly populated on some update screens and showed as [object Object],[object Object]. The product was able to be updated.
UC08 Update product	NCA UI	UPD-8377	1.3 Product identifier	Update National Data - Product Identifier was not correctly populated on the update screen and showed as [object Object],[object Object]
UC03 Search product	NCA UI & MAH UI	UPD-8611	1.8 Veterinary medicinal product name	If a product has been updated more than 10 times and has product version 11 or more, the product name in the search results didn't show the product name from the latest version. It showed the product name from version 10. Using a search criteria of the current name did find the product, and the current name was displayed on the View product screen. This issue has been resolved and search results now displays the current product name.
UC01 Create product	API	UPD-5975	1.10.3 QPPV Location	There was no validation error if OMS location identifier is not populated for QPPV Location. The Post of the create bundle was accepted. However, response for GET OperationOutcome showed ERR-1002 This issue has been resolved and now POST fails with a validation error.
UC01 Create	API & NCA UI	UPD-9467	1.12 Product cross-reference	Create MRP - if there is any Product Cross Reference included when Create MRP, the POST or submission of the Create was successful. However only the RMS product had been updated. GET OperationOutcome showed validation errors and the existing CMS product was not updated; and no new products created for new CMS This issue has been resolved.
UC01 Create product	API & NCA UI	UPD-9837	2.2 Authorisation/registration/entitlement number 5.5.1 Marketing authorisation number (package level)	Create MRP - if the NP product has Marketing authorisation number populated at Package level the POST was accepted. However there was a validation error when viewing GET OperationOutcome. The NP product for RMS was updated but products had not been created for CMS.  This issue has been resolved and Create MRP able to be used for NP with Marketing authorisation number populated at Package level.

Use Case	Affects API and/or UI	Issue reference	Vet EUIG Chapter 2 section	Issue that has been resolved
UC08 Update product	NCA UI	UPD-8651	2.5 Authorisation status	For products under DCP/MRP when submitting an Update for National data the Authorisation status value selected in the UI was ignored and the system always set to Valid.
UC01 Create product UC08 Update product	API	UPD-7714	2.8 Product Owner (organisation)	When Creating/Updating a product via the API there was a missing validation error if LOC-ID not populated for the Marketing Authorisation Holder. The response to the POST was 202 accepted but the GET OperationOutcome showed ERR-1002. This issue has been resolved and now POST fails with a validation error.
UC08 Update product	API & NCA UI	UPD-6982	2.12 Concerned member states	Update Common Data - updates were applied to the product for a CMS that had been removed from the list of CMS and they shouldn't have been as no longer a current CMS. This issue has been resolved as nullified products are no longer visible in UPD
UC01 Create	API & NCA UI	UPD-9469	2.13.1 Procedure number	Create MRP - If the National procedure product did not have a Procedure number and no Procedure number was provided when submitting the Create MRP, the create should have failed with a validation error. In the previous release the create was successful without a procedure number. This issue has been resolved and Create will now fail with a validation error.
UC08 Update product	API & NCA UI	UPD-8582	3 Pharmaceutical Product	Update Common Data - there were incorrect validation errors if update common data for a product that has two or more Pharmaceutical products. This issue has been resolved and validation errors should now reflect genuine issues.
UC01 Create product UC08 Update product	API	UPD-8062	3.4.1 Tissue 3.4.2 Period	There should have been a validation error if Tissue and Period (numeric value and units) in Withdrawal period were not populated when populating a value for the note. If Tissue and Period were not populated but Note was, the create/update POST resulted in a 202 Accepted response. GET OperationOutcome/id showed that the create/update failed with ERR-1002. This issue has been resolved and Create/Update will now fail with a validation error.
UC01 Create product UC08 Update product	API & NCA UI	UPD-9109	4.3.2 Strength (quantitative composition) & Reference Substance Strength	When ingredient strength is zero for numerator or denominator there is now a validation error. Numeric value for strength should be greater than zero.
UC08 Update product	NCA UI	UPD-7492	4.3.3.2 Reference strength (concentration)	Update DCP/MRP/SRP National data: if one of the Ingredients in the product has a Reference Strength as concentration, with denominator from the Units of Measurement list, there was a validation error when update was submitted. This issue has been resolved.

Use Case	Affects API and/or UI	Issue reference	Vet EUIG Chapter 2 section	Issue that has been resolved
UC08 Update product	NCA UI	UPD-7506	5 Packaged medicinal product	Update Common Data for SRP - on some occasions Package information was missing when select to 'Edit common data'. This prevented an update as the Submit button remained disabled. This issue has been resolved.
UC01 Create product UC08 Update product	API & NCA UI	UPD-9112	5.1.1 Package description	Create or Update Common data DCP/MRP/SRP - there is now a validation error if the RMS has not input a Common Package Description with language of English
UC08 Update product	API & NCA UI	UPD-8887	5.5.1 Marketing authorisation number (package level)	Update DCP/MRP National Data to edit Marketing Authorization number at Package level failed to update the product. Submission was successful but there was an error when viewing OperationOutcome result.
UC05 View product	NCA UI & MAH UI	UPD-9502	5.6.1 Unit of presentation	On View product screen within each Package, the Unit of presentation for a Manufactured item was not being displayed. This is now shown before the manufactured item quantity.
UC08 Update product	API	UPD-3313	5.6.2 Manufactured item quantity	Validation that Term code is from the specified List ID was missing for Manufactured item quantity
UC05 View product	NCA UI & MAH UI	UPD-9004	5.7 Availability status	The Package section showed NA without any title field and wasn't displaying the Availability status
Authorisation	NCA UI & MAH UI	UPD-7967		User Access request for an EAM role for a second organization overrode the previous access for the first organization. This issue has been resolved.
UC01 Create product	API & NCA UI	UPD-9760		Create SRP: Creating SRP based on product under SRP no longer fails
UC01 Create product	API	UPD-4279		Submit of a request bundle for DCP procedure with national data populated to the Endpoint for NAP procedure is now rejected
UC01 Create product	NCA UI	UPD-6932		UC01 Create DCP - Products were created but a token error was generated when submitting the request (intermittent issue). This issue is no longer occurring.
UC01 Create product UC08 Update product	NCA UI	UPD-8500		Ingredient denominator unit value is now populated when Ingredient is displayed in Pharmaceutical product, Manufactured Item or Package sections
UC01 Create product UC08 Update product	API	UPD-10058		API Manager - each API was listed twice in Product "Authorised - UPD API - Milestone 3 (UPD 1.03)". This had no impact on requests submitted to the API

Use Case	Affects API and/or UI	Issue reference	Vet EUIG Chapter 2 section	Issue that has been resolved
UC03 Search product	NCA & MAH UI	UPD-8432		Search Products had issue for several users - failed intermittently and showed no search results, even although you know that products do exist that match the search criteria. After logging out and logging in again it worked and able to search products. This was related to unexpected expiration of the authorisation token. This issue has been resolved. Duplicate ticket to UPD-7984. Both retained until resolved so issue can be tracked under either reference
UC03 Search product	NCA UI & MAH UI	UPD-7984		Search Products had issue for several users - failed intermittently and showed no search results, even although you know that products do exist that match the search criteria. After logging out and logging in again it worked and able to search products. This was related to unexpected expiration of the authorisation token. This issue has been resolved. Duplicate ticket to UPD-7984. Both retained until resolved so issue can be tracked under either reference
UC05 View product	NCA UI & MAH UI	UPD-8518		If more than 20 updates had been made to a product, only the first 10 are being displayed when that product is viewed. If an attempt was made to update that product there was a validation error that the product version number does not match the current version. This issue has been resolved and the current version is now displayed irrespective of how many updates have been made.
UC07 Submit Volume of Sales	MAH UI	UPD-9886		MAH were not able to download packages for Volume of Sales - the progress control remains on the screen. You need to open a new tab to continue using the browser. This was a regression issue from the 1.6.1 release that occurred in 1.6.2. This issue was resolved. However, from testing 1.6.3 in PROD there are still some issues where some MAH are not able to download packages. This fails with a different error (this is not visible on the MAH UI). New issue UPD-10438 logged for this.
UC07 Submit Volume of Sales	MAH UI	UPD-7465		Volume of Sales - Download - Few fields in the downloaded file had 'Not available' as the text even though value is present in product.
UC07 Submit Volume of Sales	MAH UI	UPD-7994		Volume of Sales: System validated the creation date of product from the downloaded file while submitting even although the field is not mandatory. Field is no longer validated.
UC07 Submit Volume of Sales	MAH UI	UPD-7991		Volume of Sales: The error file generated by the system didn't contain any rows with information or error messages. This issue has been resolved and error file now contains errors.

Use Case	Affects API and/or UI	Issue reference	Vet EUIG Chapter 2 section	Issue that has been resolved
UC07 Submit Volume of Sales	MAH UI	UPD-8000		Volume of Sales: When user downloaded file of packages, received a warning that download file may be corrupt or unsafe; this doesn't occur for other files. This issue has been resolved.
UC07 Submit Volume of Sales	MAH UI	UPD-7985		Volume of Sales: Zero or negative dose factor value now will give a validation error when submitting the Volume of Sales
UC08 Update product	API	UPD-6985		UC08 Update SC2 NAP - API only – Now rejects update for NAP using common-data-bundle endpoint
UC08 Update product	NCA UI	UPD-7013		UC08 Update SC2 NAP UPD-UC08-AC015 - Update of NAP from UI was failing with ERR-1001 error for products created via API. This issue has been resolved.
UC08 Update product	NCA UI	UPD-7008		UC08 Update SC2 UPD-UC08-AC035 - Permanent Identifier, Product Identifier and Product Status were not on screen after selecting to edit product from view screen
UC08 Update product	NCA UI	UPD-8380		Update National Data DCP/MRP/SRP - many Common Data attributes were editable and are now read only
UC09 Approve/Reject VNRA	NCA UI	UPD-9494		UC28 View VNRA submissions and UC09 Approve/Reject: cannot download Vnees file. This was an intermittent failure and sometimes download was successful. This issue affected both the MAH who submitted the VNRA and NCA
UC09 Approve/Reject VNRA	NCA UI & MAH UI	UPD-9869		A Notification for "VNRA Submitted" was incorrectly being created every time a user downloads the VNees file. There was a new Notification Identifier but otherwise the contents of the notification are the same as that created when the MAH submitted the VNRA
UC09 Approve/Reject VNRA	NCA UI	UPD-10295		NCA User was sometimes not able to approve/reject VNRA submission and received the error message "system error: try again in a few minutes" This was an issue for submissions made prior to 1/04/2022. This issue has been resolved and older submissions may now be approved or rejected.
UC21 Manage Notifications	NCA & MAH UI	UPD-8604		If selected to view a product from Notifications screen, when returned to search results instead of the previous search results it displayed the default list. The previous search results are now displayed.
UC21 Manage Notifications	NCA UI & MAH UI	UPD-9815		The date in datagrid (search results) for VNRA Approved/Rejected should be the date the VNRA was approved or rejected (the Action date) and not the Decision date. This issue has been resolved.
UC21 Manage Notifications	NCA UI & MAH UI	UPD-9466		The drop-down list to filter by Action now contains all of the possible values

Use Case	Affects API and/or UI	Issue reference	Vet EUIG Chapter 2 section	Issue that has been resolved
UC24 Marketing authorisation status	MAH UI	UPD-8997		When MAH is updating marketing authorisation status, after selecting a date using the date picker, the month and day of the selected date were shown the wrong way around in the UI. The correct date that was selected in the date picker was updated in the product. The correct date is now displayed after using the date picker.
UC27 View Volume of Sales	NCA UI	UPD-9746		When NCA user selected to download Volume of Sales for the selected product and dates, the UI was hanging with the progress control widget and the file was not downloaded.
UC27 View Volume of Sales	MAH UI	UPD-9741		When MAH selected to view submissions of Volume of Sales the progress control remained on the screen and the view submission page was not loaded
UC28 View VNRA	NCA UI & MAH UI	UPD-9867		A VNRA submitted for a product under MRP procedure was not listed on the view submissions page
UC28 View VNRA	NCA UI & MAH UI	UPD-7486		View VNRA: The date formatting was wrong in the "view VNRA submissions" Page
UC28 View VNRA	NCA UI & MAH UI	UPD-9494		UC28 View VNRA submissions and UC09 Approve/Reject: cannot download Vnees file. This was an intermittent failure and sometimes download was successful. This issue affected both the MAH who submitted the VNRA and NCA
UC28 View VNRA	NCA UI & MAH UI	UPD-9869		A Notification for "VNRA Submitted" was incorrectly being created every time a user downloads the VNeS file. There was a new Notification Identifier but otherwise the contents of the notification are the same as that created when the MAH submitted the VNRA
UC34 Bulk Upload for Documents	NCA UI	UPD-9412		Bulk Upload of Documents Notification: There was a spelling error in Action value and it had Bul instead of Bulk
UC34 Bulk Upload for Documents	NCA UI & MAH UI	UPD-9412		The Action value has a typo in the name for notifications where document had been added/updated by the NCA using UC34 Bulk Upload functionality

Use Case	Affects API and/or UI	Issue reference	Vet EUIG Chapter 2 section	Issue that has been resolved
UC03 Search product	NCA UI & MAH UI	UPD-8001		<p>Search product: Search results displays Common name for some products and National name for some products</p> <p><b>This issue has not been resolved.</b></p> <p><b>Bug has now been closed as this change will be made under: UPD-BR-152</b> - Requirement to define how certain UPD fields having more than one value should be displayed in the different screens of the web user interface (e.g. product name).</p>
UC27 View Volume of Sales	NCA & MAH UI	UPD-7989		<p>Messages displayed by the system on the View Volume of sales screen should be more business orientated</p> <p><b>This issue has not been resolved.</b></p> <p><b>Bug has now been closed as this change will be made under: UPD-BR-117</b> - The UPD Portal shall display meaningful messages to the user any time an error is thrown by the System</p>

### 2.3. New issues for functionality in previous release

This table is ordered by Vet EUIG Chapter 2 section; and then by Use Case number for those items without a specific IG reference.

Use Case	Affects API and/or UI	Issue reference	Vet EUIG Chapter 2 section	Issue description
UC08 Update product	NCA UI	UPD-10177	2.2 Authorisation/registration/entitlement number 5.5.1 Marketing authorisation number (package level)	Update National Data for DCP/MRP/SRP, or Update NP or Update Registered Homeopathic - not able to change Marketing Authorization number from Product to Package level or from Package to Product level. Either receive a validation error or Edit/Update button is not enabled
UC08 Update product	API	UPD-10180	2.2 Authorisation/registration/entitlement number 5.5.1 Marketing authorisation number (package level)	Update NAP - change Marketing Authorization number from Product level to Package level, or from Package level to Product level - product is updated but value is now populated at both levels instead of just the new. The next update will fail with a validation error

Use Case	Affects API and/or UI	Issue reference	Vet EUIG Chapter 2 section	Issue description
UC08 Update product	API	UPD-10182	2.2 Authorisation/registration/entitlement number 5.5.1 Marketing authorisation number (package level)	Update National Data DCP/MRP/SRP - change Marketing Authorization number from Product level to Package level, or from Package level to Product level - product is updated but value is now populated at both levels instead of just the new. The next update will fail with a validation error
UC01 Create product	API	UPD-10176	2.4 Responsible authority	Create Registered Homeopathic - there is missing validation if Post payload with an invalid LOC-ID for the responsible authority. The payload is accepted but Get OperationOutcome response shows ERR-1002

Use Case	Affects API and/or UI	Issue reference	Vet EUIG Chapter 2 section	Issue description
UC05 View product	NCA UI & MAH UI	UPD-10185	2.7 Marketing authorisation date	When view product, there has been an example where Marketing authorisation date shows differently for MAH and NCA user. Issue is still being investigated but is thought to occur infrequently and examples have differed by 1 day
UC08 Update product	API	UPD-10183	5.5.1 Marketing authorisation number (package level)	Update Registered Homeopathic - change Marketing Authorization number from Product level to Package level fails with an incorrect validation error
UC01 Create product	API	UPD-10207		Create SRP via API - Post of payload is accepted but Get OperationOutcome shows status of In-Progress and new CMS products not created

Use Case	Affects API and/or UI	Issue reference	Vet EUIG Chapter 2 section	Issue description
UC01 Create product	API & NCA UI	UPD-10293		If there has been successful rollback in MDM of a transaction when creating a product, there is still a product created (with orphaned entries)
UC01 Create product UC08 Update product	API	UPD-10133		POST Create or Update bundle for NP where URI starts with https and not http - this should be rejected with a validation error. Instead the post is accepted and product is created
UC01 Create product	API	UPD-10136		POST Create bundle for DCP where URI starts with https and not http - this should be rejected with a validation error. Instead the post is accepted and product is created
UC01 Create product	NCA UI	UPD-10105		When Create MRP or SRP and retrieving product: the Authorisation status and Availability status are not correctly populated in the product search results table

Use Case	Affects API and/or UI	Issue reference	Vet EUIG Chapter 2 section	Issue description
UC01 Create product UC08 Update product	API	UPD-10145		Create or Update Registered Homeopathic product via API - POST is rejected with validation error if any attributes that are not applicable for this procedure type are populated. Instead the post should be accepted without validation error and all of the not applicable attributes should be silently ignored and data values not output into the product
UC03 Search product	NCA UI & MAH UI	UPD-10219		Reset button does not clear existing search criteria from "Authorisation Country"
UC06 Submit VNRA UC28 View VNRA	NCA UI & MAH UI	UPD-10184		Accented and special characters for all EU languages are not correctly displayed for Product Name and Package description. Some are OK but others aren't

Use Case	Affects API and/or UI	Issue reference	Vet EUIG Chapter 2 section	Issue description
UC06 Submit VNRA	MAH UI	UPD-10105		The Authorisation status and Availability status are not correctly populated in the product search results table
UC07 Submit Volume of Sales	MAH UI	UPD-10438		MAH are not able to download packages for Volume of Sales - the progress control remains on the screen. You need to open a new tab to continue using the browser. UPD-9886 was resolved but from testing of 1.6.3 in PROD we now see a different error (this is not visible on the MAH UI and is a timeout error related to the number of product/packages to be downloaded). This is known to be an issue for an MAH with approx. 700 products or more. It is not known at this time the number of products/packages when this issue occurs.

Use Case	Affects API and/or UI	Issue reference	Vet EUIG Chapter 2 section	Issue description
UC07 Submit Volume of Sales	MAH UI	UPD-10178		After submit file for Volume of Sales and select View Submission for Volume of Sales screen: - the submission is listed on the screen but remains with status of In Progress
UC08 Update product	API & NCA UI	UPD-10288		A Product stuck in 'pending' state from a previously failed update transaction cannot be updated
UC08 Update product	API	UPD-10170		Update Common Data DCP/MRP/SRP - via API - there is missing validation to check that the product version number in update bundle is the latest version for the product that is being used as a basis for the update. Instead the post is accepted and Get OperationOutcome remains with status of In-Progress

Use Case	Affects API and/or UI	Issue reference	Vet EUIG Chapter 2 section	Issue description
UC21 Manage Notifications	NCA UI & MAH UI	UPD-10146		Action description in the dropdown list and the value displayed in the search results datagrid should be the same, and some need to be update to align with the requirements. There should also be consistent use of capitals within the description. Those affected are: Submit Volume of Sales, Update Availability status, Update Authorisation status and/or date
UC28 View VNRA	NCA UI & MAH UI	UPD-10400		MAH has been advised that submission of VNRA was successful. However, sometime there is no Notification received and when View Submissions it is not listed (for either MAH or NCA)

#### **2.4. Known issues for new functionality in this release**

This table is ordered by Vet EUIG Chapter 2 section; and then by Use Case number for those items without a specific IG reference.

Use Case	Affects API and/or UI	Issue reference	Vet EUIG Chapter 2 section	Issue description
UC25 Update Availability status	NCA UI & MAH UI	UPD-8200		Notification when MAH Updates Availability Status has the wrong Action. The notification has Action of "Update, Upload Document" and it should be "AvS submitted"
UC25 Update Availability status	MAH UI	UPD-7980		Not able to select all products to download in the one csv file if product search results are over two or more pages
UC25 Update Availability status	MAH UI	UPD-8352		Error is not always clearly displayed if there is a failure in the submitted Update Availability status csv file
UC25 Update Availability status	MAH UI	UPD-8198		The download csv file has incorrect Creation Date for product
UC25 Update Availability status	MAH UI	UPD-10105		The Authorisation status and Availability status are not correctly populated in the product search results table
UC28 View VNRA	NCA UI & MAH UI	UPD-10419		BR-020 When viewing a pending VNRA and there are other pending VNRA for a product in the submission being viewed, the link for the other VNRA does not work. When you click on the link, the submission ID in the URL is updated but the selected submission is not displayed. As a workaround if you refresh the browser page the selected submission will be displayed.

### 3. Veterinary EU Implementation Guide versions for this Release

This UPD release is based on the following Vet EU IG versions:

- Chapter 2 December 2021
- Chapter 4 July 2021
- Chapter 6 (Examples for the submission of Legacy data) December 2021
- Chapter 7 (Submission of OPAD data) January 2022
- All other chapters based on May 2021

### 3.1. Providing Strength or Reference Strength for an Ingredient

The following is an explanation of the workaround that is recommended to be used for issue UPD-7228

UC01 Create & UC08 Update Product – this should be valid where Reference Strength is populated but there is no Substance Strength; or if specify Substance Strength a Reference Substance and no Reference Substance Strength. Instead there is a validation error and Substance Strength must always be specified. In addition, if you add a Reference Substance you must always add a Reference Substance Strength.

The following table illustrates the possible combinations that should be valid and a workaround to use until this issue is resolved.

- Green tick ✓ indicates this combination is working in this release
- Red tick ✗ indicates this combination should be valid but is not working in this release.

The values in the Substance, Substance Strength, Reference Substance and Reference Substance Strength illustrate what values should be populated as a recommendation until this issue is resolved.

	(Active/Adjuvant ) Substance	Substance Strength	Reference Substance	Ref. Substance Strength	Example in SPC	Working	Work around
1	✓ Amoxicillin 3H2O	✓ 300 mg/tablet			Amoxicillin 3H2O 300 mg/tablet	Yes	
2	Amoxicillin	500 mg/tablet	✓	✓	Amoxicillin 500 mg/tablet	No and not able to resolve as this is a FHIR requirement to always have substance specified	Report as substance
3	✓ Amoxicillin	500 mg/tablet	✓	✓	Amoxicillin 3H2O expressed as amoxicillin 500 mg/tablet	No – bug to fix UPD-7228	Recommendation: Report the reference substance as substance.
4	✓ Amoxicillin 3H2O	✓ 300 mg/tablet	✓		Amoxicillin 3H2O 300 mg/tablet expressed as amoxicillin	No and not able to resolve as it is a FHIR requirement to always have Reference Strength if Reference Substance is specified	Recommendation: just report the substance + strength and do not report Ref Substance
5	✓ Amoxicillin 3H2O	✓ 300 mg/tablet	✓ Amoxicillin	✓ 500 mg/tablet	Amoxicillin 3H2O 300 mg/tablet expressed as amoxicillin 500 mg/tablet	Yes	

## 4. NCA UI

### 4.1. Scope of this release for NCA UI

- UC01 Create Product via UI
  - Scenario 1 Create Product – NAP & Registered Homeopathic – Manual Key In
  - Scenario 2 Create Product – Decentralised Procedure – Manual Key In
  - Scenario 3 Create Product – MRP & SRP
  - Scenario 5 Cancel Create Product
  - Able to create products based on Chapter 4 Legacy or Chapter 2 Validation rules
- UPD UC03 Search Product via UI
- UPD UC04 Export search results
- UPD UC05 View Product via UI
- UPD UC08 Update Product via UI
  - Scenario 2 Update a single Product – Common & National data for NP & Registered Homeopathic and National data for DC/MR/SR procedures (data and documents)
  - Scenario 3 Update Common Data for products under DCP/MRP/SRP (data and documents)
  - Scenario 5 Cancel Update Product
  - Able to update products based on Chapter 4 Legacy or Chapter 2 Validation rules
- UPD UC19 Nullify Product
- UPD UC21 Manage Notifications via UI
  - The flags for “Show only products under my responsibility” and “Exclude products where my role is RMS” were not in scope for this release and are not implemented
- UPD UC34 Bulk Upload of Documents
- UPD UC27- View Submissions of Volume Sales via Form
  - Scenario 1 and 3 – View and Download Volume of Sales as a CA or MAH
- UC28 View Variation not Requiring assessment via UI
- UC09 Approve/Reject Variation Not Requiring Assessment via UI

Other menu items or options should not be used as these are not in scope for this release and are not fully implemented.

Supported browsers for the NCA UI are Chrome and Edge.

### 4.2. Apply Chapter 4 Legacy or Chapter 2 Validation rules

There is a flag on the top right of the Create and Update screens. This is used to indicate which validation rules are to be applied for this product.

When you select to Create from the menu or select to edit a product the flag is enabled with the message “**Enabled to create a legacy product following specifications of Vet EU IG Chapter 4**”.

Click the button to toggle to use Chapter 2 validation rules.

### 4.3. Workarounds required to Create or Update products

There are some workarounds that are required in this release when creating products.

Issue reference	Vet EUIG Chapter 2 section	Issue and Workaround
UPD-4863	5.6.4 Ingredient (in Manufactured item)	This should not be mandatory for Legacy products.  An ingredient must be selected in this release for create of a NAP product. It is no longer mandatory for a DCP.

### 4.4. Registration process for access to the NCA UI in the UAT environment

To request access:

- If you do not already have an EMA account in the Test environment:
  - EAM-Test can be found at: <https://register-test.ema.europa.eu/identityiq/login.jsf>
  - *Create a new EMA account* Reference guide: <https://register-test.ema.europa.eu/identityiq/help/selfregister.html> (note: links in the documentation are for the production environment)
- Log into EAM-Test once registration is complete to Request Access to one of the UPD NCA UI roles
  - select *Manage My Access* Reference guide: <https://register-test.ema.europa.eu/identityiq/help/requestaccess.html>
  - use "UPD" as a search option to filter available roles
  - select appropriate role:
    - **UPD CA Super User (reminder: attach document as evidence of your authority to manage users for your organisation)**
    - **UPD CA Edit Search View**
    - **UPD CA Search View**
- Some UPD-specific screenshots can be found in Annex 1.
- The request for the first "UPD CA Super User" for your organisation will be approved by EMA. Access is only being granted to NCA staff.

- The approved “UPD CA Super User” will manage all other access requests for your organisation.
- Once registered, the UI in UAT can be found at:

[Union product database \(upd-portal-uat.azurewebsites.net\)](https://upd-portal-uat.azurewebsites.net)

If you have questions or encounter issues, contact the VMP-Reg User Support via <https://servicedesk.ema.europa.eu/jira/servicedesk/customer/portal/283/group/506>.

#### **4.5. Registration process for access to the NCA UI in production (PROD) environment**

We strongly recommend that before you request access to the UPD PROD environment, you have:

- Participated (viewed recording) in the training/demo on how to submit legacy data in UPD of 4 August 2021
- Carried out some testing in the UAT environment compliant with the latest version of the EU Implementation Guide.

To request access:

- If you do not already have an EMA account in the Production environment:
  - EAM Production can be found at: <https://register.ema.europa.eu/identityiq/login.jsf>
  - *Create a new EMA account* Reference guide: <https://register.ema.europa.eu/identityiq/help/selfregister.html>
- Log into EAM Production once registration is complete to Request Access to one of the UPD NCA UI roles
  - select *Manage My Access* Reference guide: <https://register.ema.europa.eu/identityiq/help/requestaccess.html>
  - use “UPD” as a search option to filter available roles
  - select appropriate role:
    - **UPD CA Super User (reminder: attach Nomination document as evidence of your authority to manage users for your organisation)**
    - **UPD CA Edit Search View**
    - **UPD CA Search View**
- Some UPD-specific screenshots can be found in Annex 1.
- The request for the first “UPD CA Super User” for your organisation will be approved by EMA. Access is only being granted to NCA staff.
- The approved “UPD CA Super User” will manage all other access requests for your organisation.
- Once registered, the UI in PROD can be found at:
 

[Union product database \(upd-portal-prod.azurewebsites.net\)](https://upd-portal-prod.azurewebsites.net)

If you have questions or encounter issues, contact the VMP-Reg User Support via <https://servicedesk.ema.europa.eu/jira/servicedesk/customer/portal/283/group/506>.

## 5. UPD API

### 5.1. Scope of this release for API

- Create DCP based on Chapter 4 Legacy or Chapter 2 rules
- Create MRP based on Chapter 4 Legacy or Chapter 2 rules
- Create SRP based on Chapter 4 Legacy or Chapter 2 rules
- RMS can update Common Data for products under DCP/MRP/SRP (data and documents)
- RMS and CMS can complement DCP/MRP/SRP product with national data
- Create NP & Registered Homeopathic based on Chapter 4 Legacy or Chapter 2 rules
- Update NP & Registered Homeopathic product based on Chapter 4 Legacy or Chapter 2 rules
  - Edit existing, add new, or delete an existing non-mandatory attribute
  - Add new resources. For example: add an Ingredient or add another Package
  - Delete an existing non-mandatory resource. For example: remove an Ingredient
- Search and retrieve products
- Nullify product
- Upload, search, retrieve, and update Documents (for product under any procedure type)

### 5.2. UPD API supported Product Service endpoints

EP302 Search Product Part and EP305 Get Product Part endpoints are no longer available.

SPOR API Specification v2	API Manager
EP301 Search Product	<b>GET</b> MedicinalProductDefinition - Search for a MedicinalProductDefinition resource or resources
EP303 Get Product	<b>GET</b> MedicinalProductDefinition - Get a MedicinalProductDefinition ID
EP304 Get Product Full	<b>GET</b> Everything Current - Get \$everything for a MedicinalProductDefinition ID

SPOR API Specification v2	API Manager
EP306 Get Product Version	<b>GET</b> MedicinalProductDefinition Version - Get version of MedicinalProductDefinition ID
EP306a Get Product Version Full	<b>GET</b> Everything Versioned - Get \$everything for a version of MedicinalProductDefinition ID
EP307 Get Product Versions	<b>GET</b> MedicinalProductDefinition - Get history of MedicinalProductDefinition ID
EP309 Create Product	NAP: <b>POST</b> Bundle - Create/Update resources in the bundle DCP: <b>POST</b> dcp-bundle - Submit a Create DCP payload MRP: <b>POST</b> mrp_bundle - Submit a Create MRP payload SRP: <b>POST</b> srp_bundle - Submit a Create SRP payload Refer to <a href="#">5.5.2. Create and Update endpoints</a>
EP309 Create Product EP311 Update Product  for use with any Create or Update	<b>GET</b> OperationOutcome - Get a resource by ID Note: use this to query the outcome of Create or Update when response to Post is "202 Accepted"
EP311 Update Product	NAP: <b>POST</b> Bundle - Create/Update resources in the bundle Update National Data: <b>POST</b> /upd/api/v1/national-data-bundle/ - Submit an Update National Data payload for DCP/MRP/SRP products Update Common Data: <b>POST</b> /upd/api/v1/common-data-bundle/ - Submit an Update Common Data payload for DCP/MRP/SRP products
EP318 Validate Product	<b>POST</b> Validate Bundle - To validate a bundle and the resources in the bundle Used for all procedure types; for both chapter 2 or legacy validation rules; and for both Create & Update
EP UC19 Nullify Product	<b>POST</b> /upd/api/v1/vmp-nullification/
EP401 Search document	<b>GET</b> DocumentReference - Search for DocumentReference No
EP402 Get/Retrieve document by Id	<b>GET</b> DocumentReference - Get a DocumentReference by Id Note
EP403 Create document	<b>POST</b> DocumentReference - Create a DocumentReference

SPOR API Specification v2	API Manager
EP404 Update document by Id	<p><b>PUT</b> DocumentReference - Update a DocumentReference</p> <p>Please note: API Manager method shows as PUT however please use <b>POST</b> with request header is_update=true.</p>

### 5.3. API Manager product subscription

Any new API users should register a user and subscribe to the product [Authorised - UPD API - Milestone 3 \(UPD 1.03\)](#) in API Manager.

The credentials for this new product can be used for all supported endpoints as listed in section 5.2. UPD API supported Product Service endpoints

Refer to the document [UPD 01.03 Registration Process for UPD API in Production/UAT](#) listed in the [References](#) section.

### 5.4. Apply Chapter 4 Legacy or Chapter 2 Validation rules

When submitting a POST for EP309 Create Product or EP311 Update Product, there is a Request header that is used to specify which validation rules are to be applied.

Please note that each type of update may use a different value for the Key.

Value	Validation rules applied
<i>Request header not included</i>	Vet EUIG Chapter 2
false	Vet EUIG Chapter 2
true	Vet EUIG Chapter 4 Legacy

### 5.5. API EP309 Create, EP311 Update & Nullify product endpoints

#### 5.5.1. Request headers applicable for all Create, Update & Nullify POST

When submitting a POST for EP309 Create Product or EP311 Update or Nullify Product, the same Request headers are used for all endpoints that specify the format for the request and response.

Request Header: Key	Values	Purpose
Content-type	application/fhir+xml application/fhir+json	Specifies the format of the request body that is being submitted

Request Header: Key	Values	Purpose
Accept	application/fhir+xml application/fhir+json	Specifies the format for the response body of the POST if there are any validation or other errors

### 5.5.2. Create and Update endpoints

- As specified in SPOR API v2 Specification section 6.4.12
- Refer to API Manager developer portal
- The Request body is a Bundle (type=transaction) of MedicinalProductDefinition and other resources
- For all the Update endpoints, the Bundle should be based on all data in the existing product. This includes Update Common Data DCP/MRP/SRP where all existing National data should also be included in the bundle even although it is only Common data that will be updated
- Create MRP is an update to an existing NP product. The Bundle should be based on all national data in that product, with the additional Common data added, and the procedure type updated to MRP
- Create SRP is an update to an existing DCP/MRP/SRP product. The Bundle should be based on all national data in that product, with the additional Common data added
- Please refer to the example bundles and recommended approach sections

Type and Procedure	POST Endpoint	Request header Key for validation rules	Additional Request header
Create NP	/pms/api/v2	chapter4	
Update NP	/pms/api/v2	chapter4	is_update = true
Create DCP	/upd/api/v1/dcp-bundle/	chapter4	
Update Common Data DCP/MRP/SRP	/upd/api/v1/common-data-bundle/	chapter4	is_update = true
Update National Data DCP/MRP/SRP	/upd/api/v1/national-data-bundle/	chapter4	is_update = true
Create MRP	/upd/api/v1/mrp-data-bundle/	chapter4	
Create SRP	/upd/api/v1/srp-data-bundle/	chapter4	
Create Registered Homeopathic	/pms/api/v2	homeopathicschapter2 = true  OR  Homeopathicschapter4 = true	

Type and Procedure	POST Endpoint	Request header Key for validation rules	Additional Request header
Update Registered Homeopathic	/pms/api/v2	homeopathicschapter2 = true OR Homeopathicschapter4 = true	is_update = true
To Validate any Create or Update bundle	/pms/api/v2/\$Validate	Use appropriate request header to apply validation rules based on the procedure type	Use is_update = true when validating the following bundles: <ul style="list-style-type: none"> <li>Update NP</li> <li>Update Registered Homeopathic</li> <li>Update Common Data DCP/MRP/SRP</li> <li>Update National Data DCP/MRP/SRP</li> <li>Create MRP</li> <li>Create SRP</li> </ul>

### 5.5.3. Nullify endpoint

Type and Procedure	POST Endpoint	Request header Key for validation rules	Additional Request header
Nullify product	/upd/api/v1/vmp-nullification/	For NP, DCP, MRP, SRP products: chapter4=true	

Content-Type	Request body
JSON	<pre>{   "permanentId": "Permanent Identifier" }</pre>

Content-Type	Request body
	For example: <pre>{   "permanentId": "600011984989" }</pre>
XML	Not supported in this release

Response to POST:

- Response code 202 Accepted indicates the nullification has been successfully submitted
- Response code 400 Bad request indicates there is a validation error and the Response body will contain error message. For example:  
 "Resource type 'Bundle' with id '600011984989' couldn't be found."

In this release the following issues are outstanding UPD-9773:

- Validation that is relevant when updating a product is being applied using the default value of Chapter 2 rules. Therefore, for legacy products that don't comply with Chapter 2 rules there will be validation errors. If nullification is always submitted with Request header of chapter4=true to apply Legacy validation rules this will workaround this issue
- there is no Content Location with OperationOutcome ID. In a future release this will be changed so that this is provided when POST response is 202 Accepted, and GET OperationOutcome can be used to review the status of the transactionfirm the update has
- some of the validation errors are not in the format specified in the request Accept header and instead are listed as plain text
- POST in XML format is not supported

#### 5.5.4. Response to POST for Create or Update and use of Get OperationOutcome

When POST for Create or Update is successful and it cannot be honoured timely it is automatically queued. The Response header **Content-Location** contains an id that can be used to obtain the status of the operation.

Content-Location has two parts: **post-operation/operation-outcome-id**

The status of the operation can be consulted, it is one of:

- QUEUED
- IN\_PROGRESS
- MSG\_CREATED
- ERROR

Upon successful creation or update of the medicinal product, the operation outcome will show a status of MSG\_CREATED along with the unique Permanent identifier(s) of the product(s).

The endpoint GET OperationOutcome/**operation-outcome-id** is used to query the status of the operation and this should be repeated until it is successful with MSG\_CREATED or has ERROR.

The format of the Content-Location is showing in the following table, and it is the second part with operation-outcome-id that is used for Get OperationOutcome.

POST	Content Location example showing post-operation and format of the operation-outcome-id
Create NP	OperationOutcome/baab996e-8e58-4825-89d1-90a8f30458db
Update NP	OperationOutcome/c2e2275c-141c-4631-a42e-045726d95adb
Create DCP	dcp-operation-outcome/ddb9f96b-10f5-4428-9503-170feb5c58db-DCP
Update Common Data DCP/MRP/SRP	common-data-operation-outcome/f4d76850-358a-48f1-a9bb-3fb4b1615bdb-CD
Update National Data DCP/MRP/SRP	national-data-operation-outcome/b371f2db-dd29-4c60-b6ab-63b0abf95bdb-ND
Create MRP	mrp-operation-outcome/2f89089c-3ad7-4427-9311-7ea491395ddb-MRP
Create SRP	srp-operation-outcome/cf7af9a9-b34d-4db9-a551-89d40c077306-SRP

### 5.5.5. Creating products for DCP or Update Common Data if national data is provided

When the RMS submits a request bundle to create DCP products, they should only provide Common Data. Refer to Annex 1 of Vet EU IG Chapter 2.

If any National data attributes are populated in the create request bundle this does not result in a validation error. The products for the RMS and each CMS will be created, and any national data entered will be silently ignored.

The same applies for Update Common Data. The RMS should populate the complete Update bundle for their RMS product containing all existing Common and National Data. Only Common Data will be updated to the RMS product and the CMS products under the Product identifier.

### 5.5.6. Key changes in valid request bundle for create and update

Attribute	Change
	No changes are required for this release

### 5.5.7. API EP309 Create NP and DCP product example request bundles

Examples for EP309 Create Product for NP and DCP. Please note that the purpose of these examples is as illustration of the FHIR attributes to be populated.

The value for MedicinalProductDefinition as a cross referenced product is a valid permanent identifier from UAT.

Procedure type	Validation rules	Example file
DCP	Chapter 2	UPD_1.6.1-4_DCP_Chpt2_C2_Mandatory_VetIG.JSON UPD_1.6.1-4_DCP_Chpt2_C2_Mandatory_VetIG.XML UPD_1.5.1-0_DCP_Chpt2_C110_VetEUIG_AllData.JSON UPD_1.5.1-0_DCP_Chpt2_C110_VetEUIG_AllData.XML
DCP	Chapter 4 Legacy	UPD_1.6.1-4_DCP_Legacy_C2_Mandatory_VetIG.JSON UPD_1.6.1-4_DCP_Legacy_C2_Mandatory_VetIG.XML UPD_1.5.1-0_DCP_Legacy_C110_VetEUIG_AllData.JSON UPD_1.5.1-0_DCP_Legacy_C110_VetEUIG_AllData.XML
NAP	Chapter 2	<p>2.2 Authorisation/registration/entitlement number is specified at Product level</p> <p>UPD_1.6.1-4_NAP_Chpt2_C2_Mandatory_VetIG_MANumber_AtMedicinalProductLevel.JSON</p> <p>UPD_1.6.1-4_NAP_Chpt2_C2_Mandatory_VetIG_MANumber_AtMedicinalProductLevel.XML</p> <p>UPD_1.5.1-0_NAP_Chpt2_C110_VetEUIG_AllData_MANumber_AtMedicinalProductLevel.JSON</p> <p>UPD_1.5.1-0_NAP_Chpt2_C110_VetEUIG_AllData_MANumber_AtMedicinalProductLevel.XML</p> <hr/> <p>5.5 Marketing authorisation (package level)</p> <p>UPD_1.5.1-0_NAP_Chpt2_C111_VetEUIG_AllData_MANumber_AtPackageLevel.JSON</p> <p>This example contains 2 packages.</p> <p>There are 3 RegulatedAuthorization resources:</p> <ul style="list-style-type: none"> <li>• One with subject reference = MedicinalProductDefinition resource; populated with attributes from Section 2 (Vet EUIG Chapter 2), excluding the marketing authorisation number</li> <li>• One with subject reference = 1<sup>st</sup> PackagedProductDefinition resource; populated with the Marketing authorisation number for Package 1</li> </ul>

Procedure type	Validation rules	Example file
		<ul style="list-style-type: none"> <li>One with subject reference = 2nd PackagedProductDefinition resource; populate with the Marketing authorisation number for Package 2</li> </ul>
NAP	Chapter 4 Legacy	<p>UPD_1.6.1-4_NAP_Legacy_C2_Mandatory_VetIG_MANumber_AtMedicinalProductLevel.JSON</p> <p>UPD_1.6.1-4_NAP_Legacy_C2_Mandatory_VetIG_MANumber_AtMedicinalProductLevel.XML</p> <p>UPD_1.5.1-0_NAP_Legacy_C110_VetEUIG_AllData_MANumber_AtMedicinalProductLevel.JSON</p> <p>UPD_1.5.1-0_NAP_Legacy_C110_VetEUIG_AllData_MANumber_AtMedicinalProductLevel.XML</p>
NAP	Chapter 4 Legacy	<p>UPD_1.5.1-0_NAP_Legacy_Cx_ManyAttributesAndResources_MANumberAtMedicinalProductLevel.XML</p> <p>This example contains:</p> <ul style="list-style-type: none"> <li>2 or more values for those attributes that are repeatable. For example Product name, ATC Vet Code, Manufacturing Business Operation</li> <li>2 Packages (PackagedProductDefinition)</li> <li>2 Manufactured Items (ManufacturedItemDefinition)</li> <li>3 Ingredients (Ingredient)</li> </ul>
NAP	Chapter 2	<p>UPD_1.5.1-0_NAP_Chpt2_ExampleForStrengthAsPresentationOrConcentration.XML</p> <p>This example contains Ingredient resources that illustrate how to specify Substance and Reference Strength as either Presentation or Concentration.</p>
Registered Homeopathic	Chapter 2	<p>UPD_1.6.1-4_HOM_Chpt2_C2_Mandatory_VetIG_MANumber_AtMedicinalProductLevel.JSON</p> <p>UPD_1.6.1-4_HOM_Chpt2_C110_VetEUIG_AllData_MANumber_AtMedicinalProductLevel.JSON</p>



- DO NOT edit or remove the IDs for each resource and in-line within each resource in the EP304 Get \$everything response

### 5.5.9. How to use Update NP product endpoint and example bundle

Create product via API	POST Bundle	Sample XML bundle used:  UPD_1.5.1-0_NAP_Legacy_C110_VetEUIG_AllData_MANumber_AtMedicinalProductLevel.XML
Check operation outcome	MSG_CREATED message expected containing Permanent identifier	
EP304 Get Product Full	Prepare update bundle based on the response by updating Bundle.type to transaction and adding Bundle.entry.request.method for each resource. Edit the response e.g. <ul style="list-style-type: none"> <li>- modify product name</li> <li>- add another ATC Vet code</li> <li>- add another ManufacturedItemDefinition including this into the existing PackagedProductDefinition</li> </ul>	Sample XML of Get Everything response used as a starting point: UPD_1.5.1-0_EP311_UpdateProduct_GetEverything_version1.XML  Update bundle prepared: UPD_1.5.1-0_EP311_UpdateProduct_RequestBundle.XML
Update product via API	POST Bundle with request headers to /pms/api/v2 <ul style="list-style-type: none"> <li>• "is_update=true"</li> <li>• "chapter4" = true or false for the validation rules to apply</li> </ul>	
Check operation outcome	MSG_CREATED message expected containing Permanent identifier	
EP304 Get Product Full	Check the response for modifications	Sample XML of GET everything after update:  UPD_1.5.1-0_EP311_UpdateProduct_GetEverything_version2.XML

### 5.5.10. How to use Update National Data DCP/MRP/SRP product endpoint and example bundle

Create product via API	POST Bundle	Sample XML bundle used:  UPD_1.5.1-0_NAP_Legacy_C110_VetEUIG_AllData
------------------------	-------------	--

		ta_MANumber_AtMedicinalProductLevel.XML
Check operation outcome	MSG_CREATED message expected containing Permanent identifier	
EP304 Get Product Full	<p>Prepare update bundle based on the response by updating Bundle.type to transaction and adding Bundle.entry.request.method for each resource.</p> <p>Edit the response e.g.</p> <ul style="list-style-type: none"> <li>- modify product name</li> <li>- add another ATC Vet code</li> <li>- add another ManufacturedItemDefinition including this into the existing PackagedProductDefinition</li> </ul>	<p>Sample XML of Get Everything response used as a starting point: UPD_1.5.1-0_EP311_UpdateProduct_GetEverything_version1.XML</p> <p>Update bundle prepared: UPD_1.5.1-0_EP311_UpdateProduct_RequestBundle.XML</p>
Update product via API	<p>POST Bundle with request headers to /upd/api/v1/national-data-bundle/</p> <ul style="list-style-type: none"> <li>• "is_update=true"</li> <li>• "chapter4" = true or false for the validation rules to apply</li> </ul>	
Check operation outcome	MSG_CREATED message expected containing Permanent identifier	
EP304 Get Product Full	Check the response for modifications	<p>Sample XML of GET everything after update:</p> <p>UPD_1.5.1-0_EP311_UpdateProduct_GetEverything_version2.XML</p>

### 5.5.11. How to use Update Common Data DCP/MRP/SRP product endpoint and example bundle

EP304 Get Product Full	<p>Prepare update bundle based on the response by updating Bundle.type to transaction and adding Bundle.entry.request.method for each resource.</p> <p>Edit the response e.g.</p> <ul style="list-style-type: none"> <li>- modify common product name</li> <li>- add another ATC Vet code</li> </ul> <p>Important: any national data that has been populated should be also included in the update bundle.</p>	<p>Sample XML of Get Everything response used as a starting point:</p> <p>UPD_1.5.3-4_DCP_UpdateCommonData_Product_600000149642_GetEverything_Version1.XML</p> <p>Update bundle prepared:</p> <p>UPD_1.5.3-4_DCP_UpdateCommonData_Product_600000149642_UpdateBundleBasedOnVersion1.XML</p>
------------------------	--	--

Update product via API	<p>POST Bundle with request headers to /upd/api/v1/common-data-bundle/</p> <ul style="list-style-type: none"> <li>• "is_update=true"</li> <li>• "chapter4" = true or false for the validation rules to apply</li> </ul>	
Check operation outcome	MSG_CREATED message expected containing Permanent identifiers	
EP304 Get Product Full	Only the Common data in the RMS and CMS products under that Product Identifier will be updated	Please refer to Known issues section for any outstanding issues where national data submitted when updating common data is not being ignored.

### 5.5.12. How to use Create MRP product endpoint and example bundle

EP304 Get Product Full	Prepare update bundle based on the response by updating Bundle.type to transaction and adding Bundle.entry.request.method for each resource.	<p>Sample XML of Get Everything response used as a starting point:</p> <p>UPD_1.5.3-4_CreateMRP_NP_600000184179_GetEverything_version1.XML</p>
Prepare Create MRP Bundle	<ul style="list-style-type: none"> <li>• Change procedure type from NP to MRP</li> <li>• Add Common Name with Country = EU and Language = English</li> <li>• Add Reference member state and Concerned member state</li> <li>• Add Common package description in English (if doesn't exist)</li> </ul>	<p>Create MRP bundle prepared:</p> <p>UPD_1.5.3-4_CreateMRP_BasedOn_NP_version1.XML</p>
Create MRP via API	<p>POST Bundle with request headers to /upd/api/v1/mrp-data-bundle/</p> <ul style="list-style-type: none"> <li>• "chapter4" = true or false for the validation rules to apply</li> </ul>	
Check operation outcome	MSG_CREATED message expected containing Permanent identifiers for RMS NP product and products created for each CMS	
EP304 Get Product Full	<p>RMS:</p> <ul style="list-style-type: none"> <li>• Contains the Common data that was added</li> </ul> <p>CMS:</p> <ul style="list-style-type: none"> <li>• Each new product is only populated with Common data, with status of Provisional</li> </ul>	

--	--	--

### 5.5.13. How to use Create SRP product endpoint and example bundle

EP304 Get Product Full	Prepare update bundle based on the response by updating Bundle.type to transaction and adding Bundle.entry.request.method for each resource.	Sample XML of Get Everything response used as a starting point:  UPD_1.6.1-4_CreateSRP_RMSPProduct_GetEverything_version1.XML
Prepare Create SRP Bundle	<ul style="list-style-type: none"> <li>• Add new Concerned member state(s)</li> <li>• Update common data as required</li> </ul>	Create SRP bundle prepared:  UPD_1.6.1-4_CreateSRP_BasedOnRMSPProduct_version1.XML
Create SRP via API	POST Bundle with request headers to /upd/api/v1/srp-data-bundle/ <ul style="list-style-type: none"> <li>• "chapter4" = true or false for the validation rules to apply</li> </ul>	
Check operation outcome	MSG_CREATED message expected containing Permanent identifiers for existing RMS & CMS products and products created for each new CMS	
EP304 Get Product Full	RMS & existing CMS: <ul style="list-style-type: none"> <li>• Contains the new CMS</li> <li>• Procedure type remains unchanged</li> <li>• Contains the Common data that was updated</li> </ul> New CMS: <ul style="list-style-type: none"> <li>• Each new product is only populated with Common data, with status of Provisional, and procedure type of SRP</li> </ul>	

## 5.6. API Manage document

### 5.6.1. EP403 Create document

#### Resource Information

<b>Endpoint</b>	POST /v {version}/DocumentReference
<b>Request</b>	
Accept	application/fhir+xml application/fhir+json
Body	<DocumentReference

	.. </DocumentReference>
Content-type	application/fhir+xml application/fhir+json
<b>Response</b>	
Body	Document with version 1 and document ID returned  Note: ID expected format example: <b>3c46270e-3c3d-4869-a73c-ad4d7c3f2893</b>

## Query Parameters

None

## Example Request

For UAT environment: POST <https://spor-uat.azure-api.net/upd/api/v2/DocumentReference>

Example file for request body: UPD\_1.6.1-4\_Doc\_EP403\_CreateDocument.XML

PDF document that was converted to base64: EP403\_UploadDocument.PDF

- Document status value is case-sensitive (e.g.: current will work; CURRENT will fail)
- Document language value is case-sensitive (e.g.: en will work; EN will fail)

## 5.6.2. EP401 Search document

### Resource Information

<b>Endpoint</b>	GET /v{version}/DocumentReference?{ param}={value}&{param}={value}]
<b>Request</b>	
Accept	application/fhir+xml application/fhir+json
Body	n/a
Content-Type	n/a
<b>Response</b>	
Body	Bundle of <DocumentReference>(s)  e.g. Bundle Total value=N [entry {DocumentReference Resource Type} ] *

### Path Parameters

Name	Description
<b>Version</b>	Service version number  <b>Example value:</b> 2

## Query Parameters

Name	Description
related	Permanent identifier of the product the document is related to
type	Type of document
_summary	Boolean set to true or false.  If set to true, the contents of the document is not populated in the response in DocumentReference.content.attachement,data.  There is a url provided but it is not intended that you can use this to retrieve the document.

### Example request

GET /v2/DocumentReference?related=MedicinalProductDefinition/600000216133

GET /v2/DocumentReference?type=100000155538

GET /v2/DocumentReference?related=MedicinalProductDefinition/600000216133&\_summary=true

### 5.6.3. EP402 Get/retrieve document

#### Resource Information

<b>Endpoint</b>	GET /v{version}/DocumentReference/{document-id}
<b>Request</b>	
Accept	application/fhir+xml application/fhir+json
Body	n/a
Content-Type	n/a
<b>Response</b>	
Body	Resource of type MedicinalProductDefinition

#### Path Parameters

Name	Description
<b>Document id</b>	A unique document identifier UUID <b>Example value:</b> 7a88176d-10f9-4db3-8fa0-4e4ae4594df7
<b>version</b>	Service version number <b>Example value:</b> 2

#### Query Parameters

None

#### Example Request

GET /v2/DocumentReference/3c46270e-3c3d-4869-a73c-ad4d7c3f2893

## 5.6.4. EP404 Update document

### Resource Information

<b>Endpoint</b>	POST /v {version}/DocumentReference
<b>Request</b>	
Accept	application/fhir+xml application/fhir+json
Body	<DocumentReference> <id value="fcd2c31c-0ef9-455c-99a0-75149b888a27"/> .. </DocumentReference>
Content-type	application/fhir+xml application/fhir+json
is_update	true
<b>Response</b>	
Body	Document with version number incremented by 1

### Query Parameters

None

### Example Request

For UAT environment: POST <https://spor-uat.azure-api.net/upd/api/v2/DocumentReference>

Example file for request body:

- GET of document before update: UPD\_1.6.1-4\_Doc\_EP402\_GetDocument\_version1.XML
- Update posted: UPD\_1.6.1-4\_Doc\_EP404\_UpdateDocument\_BasedOnVersion1.XML
- Response to POST: UPD\_1.6.1-4\_Doc\_EP404\_ResponseAfterUpdate.XML
- GET of document after update: UPD\_1.6.1-4\_Doc\_EP402\_GetDocument\_AfterEP404Update\_version2.XML

## 5.6.5. Changes for Create and Update document payload

- None

## 5.7. Change required to payload in upcoming release

- None

## 6. MAH UI

### 6.1. Scope of this release for MAH UI

- UPD UC03 Search Product via UI
- UPD UC04 Export search results
- UPD UC05 View Product via UI
- UPD UC21 Manage Notifications via UI

- UPD-UC07 Download Packages and Submission of Volume Sales via Form
- UPD-UC27 View Submissions of Volume Sales via Form
  - Scenario 1 and 3 – View and Download Volume of Sales as a CA or MAH
  - Scenario 2 – View Submissions as MAH
- UC06 Submit VNRA via UI
- UC28 View Variation not Requiring assessment via UI
- UC24 Submit updates for Marketing authorisation status (excluding CAP products)
- UC25 Submit updates for Availability status (excluding CAP products)

Other menu items should not be used as these are not in scope for this release and are not fully implemented.

Supported browsers for the MAH UI are Chrome and Edge.

## **6.2. Registration process for access to the MAH UI in the UAT environment**

To request access:

- If you do not already have an EMA account in the Test environment:
  - EAM-Test can be found at: <https://register-test.ema.europa.eu/identityiq/login.jsf>
  - *Create a new EMA account* Reference guide: <https://register-test.ema.europa.eu/identityiq/help/selfregister.html> (note: links in the documentation are for the production environment)
- Log into EMA-Test once registration is complete to Request Access to one of the UPD MAH UI roles
  - select *Manage My Access* Reference guide: <https://register-test.ema.europa.eu/identityiq/help/requestaccess.html>
  - use “UPD” as a search option to filter available roles
  - select the appropriate role:
    - **UPD Industry Super User** (reminder: attach document as evidence of your authority to manage users for your organisation)
    - **UPD Industry Edit Search View**
    - **UPD Industry Search View**
  - Some UPD-specific screenshots can be found in Annex 1.
  - The request for the first “UPD Industry Super User” for your organisation will be approved by EMA.
  - The approved “UPD Industry Super User” will manage all other access requests for your organisation.

- Once registered, the UI in UAT can be found at:

[Union product database \(upd-portal-uat.azurewebsites.net\)](https://upd-portal-uat.azurewebsites.net)

If you have questions or encounter issues, contact the VMP-Reg User Support via <https://servicedesk.ema.europa.eu/jira/servicedesk/customer/portal/283/group/506>.

### **6.3. Registration process for access to the MAH UI in production (PROD) environment**

To request access:

- If you do not already have an EMA account in the production environment:
  - EAM can be found at: <https://register.ema.europa.eu/identityiq/login.jsf>
  - *Create a new EMA account* Reference guide: <https://register.ema.europa.eu/identityiq/help/selfregister.html>
- Log into EMA Production once registration is complete to Request Access to one of the UPD MAH UI roles
  - select *Manage My Access* Reference guide: <https://register.ema.europa.eu/identityiq/help/requestaccess.html>
  - use "UPD" as a search option to filter available roles
  - select the appropriate role:
    - **UPD Industry Super User** (reminder: attach document as evidence of your authority to manage users for your organisation)
    - **UPD Industry Edit Search View**
    - **UPD Industry Search View**
- Some UPD-specific screenshots can be found in Annex 1.
- The request for the first "UPD Industry Super User" for your organisation will be approved by EMA.
- The approved "UPD Industry Super User" will manage all other access requests for your organisation.
- Once registered, the UI in the production environment can be found at:
 

[Union product database \(upd-portal.azurewebsites.net\)](https://upd-portal.azurewebsites.net)

If you have questions or encounter issues, contact the VMP-Reg User Support via <https://servicedesk.ema.europa.eu/jira/servicedesk/customer/portal/283/group/506>.

### **6.4. Change to csv file for Volume of Sales in upcoming release**

Bug UPD-7968 documents a change that will be made to the column heading for the Volume of Sales csv file. The existing column heading of "Month/Year" will be changes to "Year-Month". The column heading will therefore match the format that the data is to be provided in and avoid any possible confusion. **This change is expected to be included in release 1.6.4.** Therefore, from that release on, the

column heading in the downloaded packages csv and the format used for submission of VoS will use this new column heading.

## 7. Known issues

Please refer to Annex 2.

Issue reference is an internal number used by the UPD Project team when managing issues. It has been included as User Support may refer to this reference number when responding to your queries. In addition, you can include this reference number when contacting user support on this topic and seeking clarification.

Filter the columns to find those tickets relevant to your role and for NCAs whether you are an API or NCA User or both.

## 8. User support

API and UI users may seek support in uploading their legacy data into UPD by contacting the VMP-Reg User Support via <https://servicedesk.ema.europa.eu/jira/servicedesk/customer/portal/283/group/506>.

For the technical team to address your query in a timely manner, please include the following information as appropriate:

- UI: Print screen of the information entered to create a veterinary product (go to your browser settings, select Print (or press Control + P) and "Save as PDF" on your computer
- API: Operational outcome of the unsuccessful task; the request URL and request headers; and for a Create or Update the request body

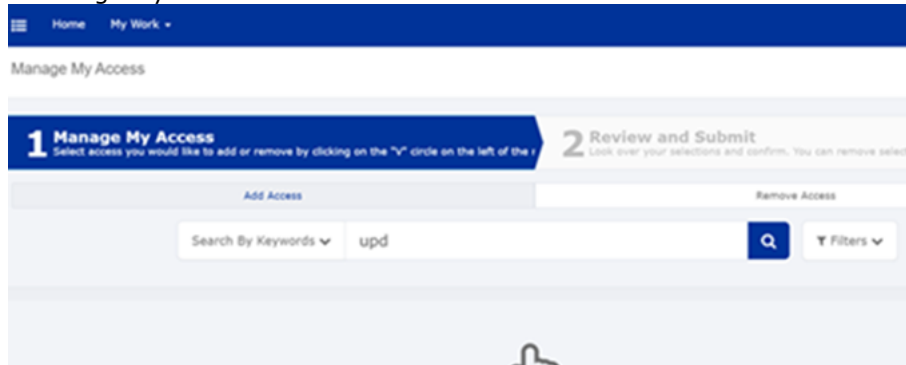
## 9. References

1. UPD 01.03 [Registration Process for UPD API in Production](#) (PDF document)
2. UPD 01.03 [Registration Process for UPD API in UAT](#) (PDF document)
3. [SPOR API Specification V2 R5 \(europa.eu\) API specifications for SMS and PMS, based on FHIR](#)
4. [HL7 FHIR Release 5 Preview 2: the authoritative source for the FHIR specifications used by EMA to implement SMS and PMS API](#)
5. [Referentials Management System](#)
6. [Additional information](#) on the Referentials Management System
7. [Organisations Management System](#)
8. [Additional information](#) on the Organisations Management System
9. UPD\_1.6.1\_ReleaseNotes\_ExampleFilesForAPI (zip file)
10. Nomination letter for EAM CA Super user role

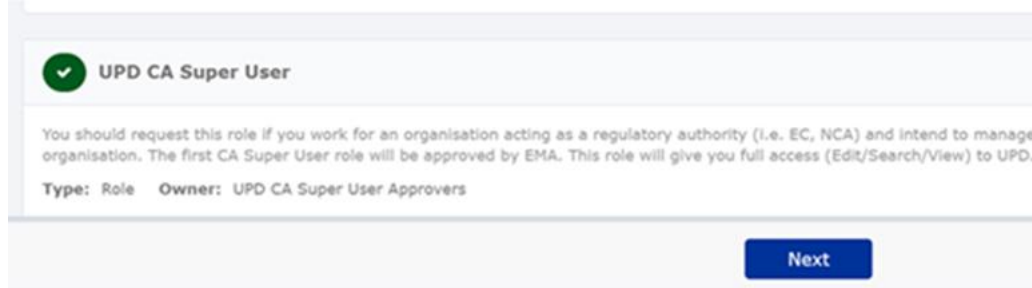
# Annex 1: UPD-Specific Screenshots for Registration for an Account for the UI

## 1. Request the Super User Role for your Organisation in UAT

1. Connect to EMA test: <https://register-test.ema.europa.eu/identityiq/login.jsf?prompt=true>
2. Go to "Manage My Access" and search for "UPD":



3. Select "UPD Super User"



4. Upload a document (see paperclip button to the right) to show your affiliation to your organisation. For now, just upload any document (We'll need the formal document later and will also need this for production)



5. Click "Next"
4. Click "Submit"
5. You will be asked to provide additional information. Click "Complete form":



6. Search and Select your organisation:

7. "Submit Request"

## 2. Request a Member User Role for your Organisation and Affiliate to your Organisation in UAT

1. Connect to EMA test: <https://register-test.ema.europa.eu/identityiq/login.jsf?prompt=true>
2. Go to "Manage My Access" and search for "UPD"
3. Select "UPD CA Edit Search View" (read/write) or "UPD CA Search View" (read-only)

3. On the next screen, click "Submit"
4. On the next screen, click "Complete Form"
5. Search and select your organisation:

6. Click "Submit Request"
7. The super user of your organisation will then get a request to approve this.

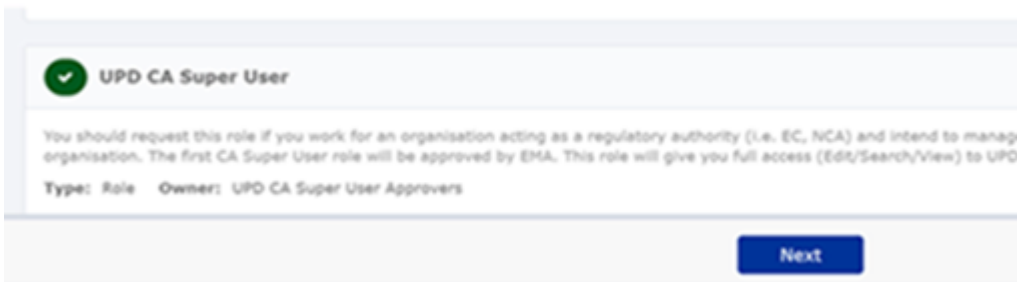
### 3. Request the NCA Super User Role for your Organisation in Production

Note: This is at this point only relevant for UI usage. The model for the API accounts remains as per section 5.3. and the document referred to in section 9. .


1. Connect to EMA production: <https://register.ema.europa.eu/identityiq/login.jsf?prompt=true>
2. Go to "Manage My Access" and search for "UPD":



3. Select "UPD CA Super User"



4. Upload the Nomination Letter (see paperclip button to the right). You can find the template below.



5. Click "Next"
4. Click "Submit"
5. You will be asked to provide additional information. Click "Complete form":



6. Search and Select your organisation. Contact [@UPD-Registration](#) if in doubt on which the correct organisation ID is for your organisation.

7. "Submit Request"

8. An EMA Super User Approver will now review your request and approve asap or get back to you for more information.

#### **4. Request a Member User Role for your Organisation and Affiliate to your Organisation in Production**

Note: This is at this point only relevant for UI usage. The model for the API accounts remains as per section 5.3. and the document referred to in section 9. .

1. Connect to EMA production: <https://register.ema.europa.eu/identityiq/login.jsf?prompt=true>

See the screenshots in section 2 in this annex.

Contact the Super User of your organisation if in doubt on which the correct organisation ID is for your organisation.

## Annex 2: Known issues

This table is ordered by Vet EUIG Chapter 2 section; and then by Use Case number for those items without a specific IG reference.

Use Case	Affects API and/or UI user	Issue reference	Vet EUIG Chapter 2 section	Issue Description
UC08 Update product	API	UPD-7273	1.2 Product Record Status	UC08 Update SC2 Update National - API - UPD-UC08-AC016 - Missing Validation error when update Product Status from Current to Provisional & product has been updated
UC08 Update product	NCA UI	UPD-8246	1.3 Product identifier	Update SRP National data - The Product identifier is displaying [object Object], [object Object]
UC08 Update product	API	UPD-7148	1.4 Permanent identifier	UC08 Update SC2 NAP - should reject update with validation error message if MedicinalProductDefinition.id is not populated
UC08 Update product	API	UPD-4810	1.5 (Authorised) pharmaceutical form	Change to Authorised pharmaceutical form results in both old and new value in updated product if existing inline attribute id is not included in the request body
UC08 Update product	API	UPD-9031	1.6 Legal status of supply 5.4 Legal status of supply	If Legal status of supply had been specified at Package level and submit an update to populate at Product level and remove from the package : the updated product still has the previous value at Package as well as the new value at Product level
UC08 Update product	API	UPD-5192	1.6 Legal status of supply 5.4 Legal status of supply	When updating product to change from specifying Legal status of supply at product level to package level, when you retrieve the updated product the previous value is still populated at the product level.
UC01 Create product	NCA UI	UPD-9784	1.8 Veterinary medicinal product name	Create DCP/MRP/SRP - it is not possible to edit the common product name after adding the name and before you submit to create the product. This is a regression issue in this release
UC01 Create product	API	UPD-4747	1.8 Veterinary medicinal product name	DCP create is not ignoring any national product names include in the request. If country is not EU these should be silently ignored. Instead they are being output in the products created for the RMS and each CMS.

UC01 Create product	API	UPD-4726	1.8.1 Veterinary medicinal product name	MedicinalProductDefinition.name.type used to be an attribute that was required to be populated. This is no longer required to be populated for the create. When you retrieve the product you will find this attribute has been populated with the term code for full name. This will be corrected in a future release.
UC01 Create product UC08 Update product	NCA UI	UPD-6096	1.8.1 Veterinary medicinal product name	One of consecutive embedded spaces within a product name are being removed when displayed in UI. Therefore, if you copy/paste the name from the search screen for example to use when retrieving reference product, no product will be found.
UC03 Search product	NCA UI & MAH UI	UPD-6096	1.8.1 Veterinary medicinal product name	One of consecutive embedded spaces within a product name are being removed when displayed in UI
UC05 View product	NCA UI & MAH UI	UPD-6096	1.8.1 Veterinary medicinal product name	One of consecutive embedded spaces within a product name are being removed when displayed in UI
UC01 Create product UC08 Update product	API & NCA UI	UPD-5531	1.8.2.1 Name type	Do not select term of "Full name" when entering a name part. It is not an option that should be included as an available option. If used, the created/updated product will have an additional full name rather than the intended name part
UC01 Create product UC08 Update product	API	UPD-8764	1.8.3 Country / Language	It is possible to create a DCP without a Common Name of English/EU, if have a name with Country as EU and some other language, and a name that has Language as English and some other country. If there is no common name with County = EU and Language = English there should be a validation error.
UC08 Update product	API	UPD-4796	1.10.1 QPPV Name	Change to QPPV name is not saved if existing inline attribute id is not included in the request body
UC08 Update product	API	UPD-4732	1.10.3 QPPV Location	Change to QPPV File location is not saved (whether existing inline attribute id is included or not in the request body)
UC08 Update product	API & NCA UI	UPD-7246	1.10.3 QPPV Location	Update Common Data - updates to QPPV Location is not saved in the updated version of the product and the old value remains
UC03 Search product	NCA UI & MAH UI	UPD-9428	1.11 Attached Document	There is an error if attempt to view a document using the link on the Search notification card. Documents may be viewed from the View product screen.
UC08 Update product	API & NCA UI	UPD-9448	1.11 Attached Document	Delete of a document does not work, even although receive message back to the UI that submission of the update has been successful. When product is viewed, the deleted document remains. There is no API endpoint available to delete a document. The requirements and resolution for this option are being reviewed.

UC18 Manage document	API	UPD-9748	1.11.4 (Attached document) country	There is a validation error if attempt to populate country code for any of the three EEA countries: Iceland, Liechtenstein, Norway. These three countries should be valid and should not result in a validation error.
UC01 Create product UC08 Update product	NCA UI	UPD-7971	1.11.5 (Attached document) content type	System allows Word .doc/.docx type document to be attached and this should not be valid
UC01 Create product UC08 Update product	NCA UI	UPD-7654	1.11.8 (Attached document) title	UC01 Create MRP/SRP and UC08 Update for any procedure type: the document name for existing documents is displayed as HTML code. In this release you are not able to Update any documents. Submission of the update with the document name displayed like this is successful.
UC01 Create product UC08 Update product	API	UPD-7160	1.12.2 Reference product identifier	There is no validation error if the provided product reference is an alphanumeric value that contains an embedded space. The create/update is accepted but fails with ERR-1001 when view result using GET OperationOutcome. When referencing one of the dummy products available to use the Permanent Identifier of the corresponding product should be specified. For example in UAT env for "VMP data not provided": <code>&lt;crossReference&gt; &lt;productReference&gt; &lt;reference value="MedicinalProductDefinition/600000004496" /&gt;</code> Please note that the Permanent Identifier values for these dummy products are not the same in UAT env as in PROD env.
UC01 Create product UC08 Update product	NCA UI	UPD-10067	1.13.1 Manufacturer	In the pop-up dialog when selecting Manufacturer for Manufacturing Business Operation, the drop down menu only shows EEA countries. This will be changed to show all countries
UC08 Update product	API	UPD-4733	1.9.4 (PSM) File location	Change to PSMF File location is not saved if existing inline attribute id is not included in the request body
UC08 Update product	API & NCA UI	UPD-7246	1.9.4 (PSM) File location	Update Common Data - updates to PSMF Location is not saved in the updated version of the product and the old value remains
UC01 Create product UC08 Update product	NCA UI	UPD-6910	1.9.4 (PSM) File location 1.10.3 QPPV Location	The Validate button doesn't highlight PSMF or QPPV Location as missing mandatory fields if the code/contact value s populated but no location selected (PSMF for Chapter 2 only)

UC01 Create product	API	UPD-9411	2.2 Authorisation/registration/entitlement number 5.5.1 Marketing authorisation number (package level)	Registered Homeopathic product based on Chapter 2 validation rules: there should be a validation error if submit without any value for Marketing Authorisation Number at either Product or Package level. In this release it is possible to create without populating. This should be populated to comply with the Vet EUIG.
UC01 Create product	API & NCA UI	UPD-9335	2.2 Authorisation/registration/entitlement number 5.5.1 Marketing authorisation number (package level)	Registered Homeopathic product based on Chapter 4 Legacy validation rules: there should be a validation error if submit without any value for Marketing Authorisation Number at either Product or Package level. In this release it is possible to create without populating. This should be populated to comply with the Vet EUIG.
UC08 Update product	API	UPD-10180	2.2 Authorisation/registration/entitlement number 5.5.1 Marketing authorisation number (package level)	Update NAP - change Marketing Authorization number from Product level to Package level, or from Package level to Product level - product is updated but value is now populated at both levels instead of just the new. The next update will fail with a validation error
UC08 Update product	API	UPD-10182	2.2 Authorisation/registration/entitlement number 5.5.1 Marketing authorisation number (package level)	Update National Data DCP/MRP/SRP - change Marketing Authorization number from Product level to Package level, or from Package level to Product level - product is updated but value is now populated at both levels instead of just the new. The next update will fail with a validation error
UC08 Update product	API & NCA UI	UPD-8956	2.2 Authorisation/registration/entitlement number 5.5.1 Marketing authorisation number (package level)	Update National Data DCP/MRP/SRP - there should be a validation error if Marketing Authorisation Number is not populated at any level; or if specified in only one of several packages. At present product can be updated with this data quality issue
UC08 Update product	NCA UI	UPD-10177	2.2 Authorisation/registration/entitlement number 5.5.1 Marketing authorisation number (package level)	Update National Data for DCP/MRP/SRP, or Update NP or Update Registered Homeopathic - not able to change Marketing Authorization number from Product to Package level or from Package to Product level. Either receive a validation error or Edit/Update button is not enabled
UC01 Create product UC08 Update product	API & NCA UI	UPD-5764	2.2 Authorisation/registration/entitlement number	UC01 Create UC08 Update - should reject if Marketing Authorisation Number is populated at both Product and Package Level

			5.5.1 Marketing authorisation number (package level)	
UC06 Submit VNRA	MAH UI	UPD-9823	2.3 Country	Authorisation Country drop-down list does not contain 'European Economic Area', therefore not able to use this search criteria for CAP products. Issue affects UC06, UC21, UC24, UC25, UC27
UC21 Manage Notifications	MAH UI	UPD-9823	2.3 Country	Authorisation Country drop-down list does not contain 'European Economic Area', therefore not able to use this search criteria for CAP products. Issue affects UC06, UC21, UC24, UC25, UC27
UC24 Marketing authorisation status	MAH UI	UPD-9823	2.3 Country	Authorisation Country drop-down list does not contain 'European Economic Area', therefore not able to use this search criteria for CAP products. Issue affects UC06, UC21, UC24, UC25, UC27
UC27 View Volume of Sales	MAH UI	UPD-9823	2.3 Country	Authorisation Country drop-down list does not contain 'European Economic Area', therefore not able to use this search criteria for CAP products. Issue affects UC06, UC21, UC24, UC25, UC27
UC01 Create product	API	UPD-10176	2.4 Responsible authority	Create Registered Homeopathic - there is missing validation if Post payload with an invalid LOC-ID for the responsible authority. The payload is accepted but Get OperationOutcome response shows ERR-1002
UC08 Update product	API	UPD-9800	2.4 Responsible authority (organisation)	Update product via API only: when updating the LOC-ID for the Responsible authority, organisation name is not being updated if the RegulatedAuthorization.regulator.display attribute is not included in the Update bundle. This is an optional attribute that should not need to be provided. EMA will investigate if the data can be corrected in the short-term until this issue is resolved.
UC08 Update product	API	UPD-4811	2.4 Responsible authority (organisation) 2.8 Product Owner (organisation)	Change to Responsible authority or Product Owner is not saved if existing inline attribute id is not included in the request body
UC08 Update product	API & NCA UI	UPD-6927	2.5 Authorisation status	Update Common Data - when a CMS is removed from the list the Acceptance criteria has been updated and there should no longer be any update of the authorisation status in the removed CMS product
UC08 Update product	API	UPD-8044	2.5 Authorisation status 2.6 Date of authorisation	Update National Data - there is missing validation if the following mandatory attributes are not populated when updating national Data for DCP/MRP/SRP

			status change 2.7 Marketing authorisation date	procedure product 2.5 Authorisation status 2.6 Date of authorisation status change 2.7 Marketing authorisation date
UC01 Create product	API	UPD-5974	2.7 Marketing authorisation date	Mismatch between Vet EUIG Chapter 2 and implementation for value in RegulatedAuthorization.relatedDate.type.system.value. Guide specifies “http://ema.europa.eu/fhir/authorisationDateType” and implementation is using “http://ema.europa.eu/fhir/code-systems/authorisation-date-type”. The example files provided are aligned with the implementation
UC05 View product	NCA UI & MAH UI	UPD-10185	2.7 Marketing authorisation date	When view product, there has been an example where Marketing authorisation date shows differently for MAH and NCA user. Issue is still being investigated but is thought to occur infrequently and examples have differed by 1 day
UC03 Search product	MAH UI	UPD-9253	2.8 Product Owner (organisation)	MAH is not able to search and view product where they are the Product Owner if the OMS Location selected by the NCA is the non-surviving location as a result of a merge in OMS
UC08 Update product	API	UPD-9800	2.8 Product owner (organisation)	Update product via API only: when updating the LOC-ID for the Product owner, organisation name is not being updated if the RegulatedAuthorization.holder.display attribute is not included in the Update bundle. This is an optional attribute that should not need to be provided. EMA will investigate if the data can be corrected in the short-term until this issue is resolved.
UC01 Create product	NCA UI	UPD-6911	2.11 Reference member state 2.12 Concerned Member States	Create DCP/MRP: The Validate button does not highlight Reference Member State or Concerned Member States if not populated
UC08 Update product	API & NCA UI	UPD-7278	2.11 Reference member state	Update Common Data - Role cannot be switched from RMS to an existing CMS
UC08 Update product	API & NCA UI	UPD-7147	2.11 Reference member state	Update Common Data - the validation error when attempt to switch CMS of United Kingdom (Northern Ireland) to be the RMS is not clear enough that this is the issue
UC08 Update product	API & NCA UI	UPD-6986	2.11 Reference member state	Update Common Data - United Kingdom (Northern Ireland) is able to be the RMS. This should result in a validation error

UC01 Create product	API	UPD-8281	2.12 Concerned member states	Create SRP - should receive a validation error if add new CMS for country not in EEA
UC01 Create product	API	UPD-6561	2.12 Concerned member states	UPD-UC01-AC047 Validation missing as able to select non-EU/EEA country as CMS
UC08 Update product	API	UPD-4812	2.13.1 Procedure number	Change to procedure number not saved if existing inline attribute id is not included in the request body
UC08 Update product	NCA UI	UPD-7250	2.13.1 Procedure number	UC08 - Update DCP SC2 National data - Able to successfully edit Procedure number which is Common data so should be non-editable
UC01 Create product	NCA UI	UPD-5908	3 Pharmaceutical Product	Create SRP - Pharmaceutical products section - Labels for 'Edit' and 'Delete' are missing in the table after adding a Pharmaceutical Product
UC05 View product	NCA & MAH UI	UPD-8374	3 Pharmaceutical Product	Pharmaceutical section should list all Ingredients and at present it isn't
UC08 Update product	API & NCA UI	UPD-9068	3 Pharmaceutical Product	Update NP - Addition of multiple pharmaceutical products corrupts the product data and referenced Ingredient is not populated in the new Pharmaceutical product. This results in a validation error when attempt to submit a subsequent update
UC08 Update product	NCA UI	UPD-8399	3.1 Ingredient	Update product that has more then one Pharmaceutical product. There will be a validation error when update is submitted if one of the Pharmaceutical Product has no linked Ingredients. Workaround is to ensure at least one Ingredient is linked for each Pharmaceutical Product
UC01 Create product UC08 Update product	NCA UI	UPD-10117	4 Ingredient	Update Common Data DCP/MRP/SRP - when Edit Ingredient where role is not 'Active' the Substance code is not populated & button is labelled 'Add' instead of 'Edit'. Therefore not able to edit that Ingredient if want to change the role or amend strength. As a workaround that ingredient should be deleted and a new ingredient added; with an update to the Pharmaceutical product and Manufactured item to remove link to the ingredient to be deleted and then edit to add the new ingredient record
UC01 Create product	NCA UI	UPD-6432	4.2 Manufacturer	Create MRP - existing Manufacturer of an Ingredient is not being retained when create is submitted. Manufacturer is no longer populated in the RMS product and is not populated in the new products for the CMS
UC08 Update product	API	UPD-4734	4.2 Manufacturer	Change of manufacturer in an Ingredient results in no manufacturer being populated in the updated product for that Ingredient

UC01 Create product UC08 Update product	API & NCA UI & MAH UI	UPD-2940	4.3.1 Substance 4.3.3.1 Reference (active) substance	The preferred name for the Substance or Reference Substance within an Ingredient should be displayed. When searching or viewing a Substance to select for an Ingredient, the preferred name should be displayed. In this release any one of the names for that Substance will be displayed and it may be the preferred name or one of the alternate names. It may appear that Substance search results are including substances that are not applicable to the input search criteria. However, at least one of the substance names will meet the search criteria.
UC03 Search product	API & NCA UI & MAH UI	UPD-2940	4.3.1 Substance 4.3.3.1 Reference (active) substance	The preferred name for the Substance or Reference Substance within an Ingredient should be displayed
UC05 View product	API & NCA UI & MAH UI	UPD-2940	4.3.1 Substance 4.3.3.1 Reference (active) substance	The preferred name for the Substance or Reference Substance within an Ingredient should be displayed
UC01 Create product UC08 Update product	API & NCA UI	UPD-7228	4.3.2.1 & 4.3.2.2	UC01 Create & UC08 Update Product - POST should be valid where Reference Strength is populated but there is no Substance Strength; or if specify Substance Strength a Reference Substance and no Reference Substance Strength. Instead there is a validation error and Substance Strength must always be specified
UC08 Update product	API	UPD-5384	5.1 Package description	New Package description added to product is output in main package description attribute and not as a translation as expected
UC01 Create product	NCA UI	UPD-7504	5.1.1 Language	Create SRP - the package language should display the RMS language name and not the term code after adding/editing package description
UC08 Update product	NCA UI	UPD-7001	5.1.1 Language	UC08 Update SC2 NAP UPD-UC08-AC035 - Package description has term code ID and not term name after selecting to edit product from view screen
UC08 Update product	API	UPD-9858	1.8.1 Veterinary medicinal product name	Update DCP/MRP/SRP National data - if the Common product name is updated when updating national data (shouldn't be as only the RMS should update as part of Update Common Data), the Common product name is removed from the updated product
UC01 Create product UC08 Update product	NCA UI	UPD-10113	5.2 Pack size	Pack size is to be optional. It is still mandatory for the following procedure types: NP/CAP/Registered Homeopathic

UC08 Update product	API	UPD-7198	5.3 Package identifier	UC08 Update SC2 NAP - API only - should reject update with valid error message if Package Identifier in PackageProductDefinition.identifier is missing
UC08 Update product	API	UPD-9858	5.1.1 Language	Update DCP/MRP/SRP National data - the change to the Language for a National package description language is not being saved in the updated product
UC08 Update product	API	UPD-9871	5.4 Legal status for the supply (package level)	Update National data DCP/MRP/SRP - API only - Legal status of supply is not being saved in the updated product when provided at Package level
UC08 Update product	NCA UI	UPD-9849	5.4 Legal status for the supply (package level)	Update National Data DCP/MRP/SRP - Legal status of Supply at Package level is not being saved. If it is populated at Product level it is saved correctly.
UC08 Update product	API	UPD-10183	5.5.1 Marketing authorisation number (package level)	Update Registered Homeopathic - change Marketing Authorization number from Product level to Package level fails with an incorrect validation error
UC01 Create product	NCA UI	UPD-7511	5.6 Manufactured item (in Package)	Create SRP - when click on button to 'Edit Manufactured Item', the manufactured item is deleted. If update is required to Manufactured item this should be completed in two steps: first Create SRP; and then Update Common Data
UC01 Create product	API	UPD-7015	5.6 Manufactured item (in Package)	UC01 Create - doesn't reject Create payload if there is no ManufacturedItemDefinition resource
UC08 Update product	NCA UI	UPD-9023	5.6 Manufactured item (in Package)	The quantity and units of presentation are not shown in package table for Manufactured Item. The values are displayed if the package is edited. This is only issue with display of information on the UI and no data has been lost from the product
UC08 Update product	NCA UI	UPD-8400	5.6 Manufactured item (in Package)	UPD-UC08-AC041 User should not be able to remove a Manufactured Item used in a package
UC01 Create product UC08 Update product	API & NCA UI	UPD-9338	5.6.2 Manufactured item quantity	The Manufactured Item Quantity will be truncated to 2 decimal places. It should be possible to enter greater precision if required of up to 8 decimal places.
UC01 Create product UC08 Update product	NCA UI	UPD-7395	5.6.2 Manufactured item quantity	Create or Update product for all procedure types: the Manufactured item quantity list for "Unit of measurement" does not show all available options
UC01 Create product	NCA UI	UPD-3346	5.6.4 Ingredient (in Manufactured item)	Each ingredient must be selected at least once in one of the manufactured items.

				<p>This rule is not currently validated.</p> <p>If you don't include an Ingredient in a Manufactured item the product will be created but any Ingredient not referenced may not be saved.</p>
UC01 Create product UC08 Update product	NCA UI	UPD-4863	5.6.4 Ingredient (in Manufactured item)	This should not be mandatory for Legacy products. An ingredient must be selected in this release for the create of a NAP product. It is no longer mandatory for a DCP.
UC08 Update product	NCA UI	UPD-9505	5.7 Availability status	Registered Homeopathic product: any updates to Availability status are not saved in the updated product
UC08 Update product	NCA UI	UPD-7237	5.7 Availability status	Update DCP/MRP/SRP National data - it is not possible to add or update the Availability status or Availability status date for each package. The update will be successful without this populated.
UC03 Search product	NCA UI & MAH UI	UPD-9471	5.7.2 Availability status	The product information card on the Search product screen is not displaying the Availability Status. Instead it is displaying the Product Status.
All UC	MAH UI	UPD-9896		All OPAD screens where MAH searches by Product Owner: if the Location in search criteria is for an Organisation that the user has no UPD role for, the screen is blocked with the progress control. User needs to refresh the page to get out of this. The search should return a message of no results found
All UC	NCA UI & MAH UI	UPD-9862		All search result tables/grids - sorting search results should apply the sort across all entries matching the search criteria and not just sort the current page of search results
UC01 Create product	API	UPD-9731		Create DCP - duplicate products are being created for some CMS. This is an intermittent issue and we do not have any indication at this time how frequently this is occurring. Analysis is ongoing to identify the root cause and also to identify existing procedures that have been affected by this issue
UC01 Create product	NCA UI	UPD-5479		Create MRP - the Reset button does not clear the search results table in the Retrieve Reference Product search dialog
UC01 Create product	NCA UI	UPD-9013		Create MRP - when Retrieving Product Information in the search dialog, if the enter key is clicked after entering some search criteria the screen changes to be main Search product screen and user is no longer in Create MRP screen. Do not use the Enter key when searching for product
UC01 Create product	API	UPD-8275		Create MRP should give a validation error if the existing product being used is not a NP. There is no validation error if the existing product already has procedure type of MRP

UC01 Create product	API	UPD-10207	Create SRP via API - Post of payload is accepted but Get OperationOutcome shows status of In-Progress and new CMS products not created
UC01 Create product	API & NCA UI	UPD-10293	If there has been successful rollback in MDM of a transaction when creating a product, there is still a product created (with orphaned entries)
UC01 Create product	API	UPD-4723	PackagedProductDefinition.package.quantity is not an attribute to be populated for a create. When you retrieve the product you will find this attribute has been populated with a value of zero. This will be corrected in a future release.
UC01 Create product	API	UPD-10136	POST Create bundle for DCP where URI starts with https and not http - this should be rejected with a validation error. Instead the post is accepted and product is created
UC01 Create product	NCA UI	UPD-1663	Search for cross-reference product by marketing authorisation number does not work
UC01 Create product	API	UPD-2765	Validation in all resources of URN UUID for fullURL attribute: letters allowed are only a to f to form the hexadecimal set from 0 to f pattern of 8-4-4-4-12 The post may not be rejected or may not give an error message that clearly identifies this as being the issue
UC01 Create product	NCA UI	UPD-10105	When Create MRP or SRP and retrieving product: the Authorisation status and Availability status are not correctly populated in the product search results table
UC01 Create product UC08 Update product	API	UPD-10145	Create or Update Registered Homeopathic product via API - POST is rejected with validation error if any attributes that are not applicable for this procedure type are populated. Instead the post should be accepted without validation error and all of the not applicable attributes should be silently ignored and data values not output into the product
UC01 Create product UC08 Update product	API	UPD-10133	POST Create or Update bundle for NP where URI starts with https and not http - this should be rejected with a validation error. Instead the post is accepted and product is created
UC01 Create product UC08 Update product	API	UPD-9771	Create or Update via API: the request remains in status QUEUED for an abnormally long time. There has been an error during the processing of the request but this is not displayed when reviewing status with Get OperationOutcome and the status always remains as QUEUED.

UC01 Create product UC08 Update product	NCA UI	UPD-7997	Create/Update of a Product - Error Messages need to be more meaningful
UC01 Create product UC08 Update product	NCA UI	UPD-7964	Date field may give an erroneous value when you click on the date picker widget after entering some partial value manually.
UC01 Create product UC08 Update product	NCA UI	UPD-5114	UC01 UC08 All procedure types - leading and trailing spaces in free-text fields should be removed by the system before validation
UC03 Search product	NCA & MAH UI	UPD-8339	Inconsistencies found in Search functionality when paging through search results. This may only be an issue if Export option has been used and then select to navigate to the next page.
UC03 Search product	API & NCA UI & MAH UI	UPD-5538	Not able to search using marketing authorisation number if has been specified at package level. Affects UI and API
UC03 Search product	NCA UI & MAH UI	UPD-10219	Reset button does not clear existing search criteria from "Authorisation Country"
UC03 Search product	NCA UI & MAH UI	UPD-7998	Search Product : Search should be possible by any product name. Example where were not able to search using National name
UC03 Search product	API & NCA UI & MAH UI	UPD-1024	Search should be accent insensitive when using the exact modifier and it is not
UC03 Search product	API & NCA UI & MAH UI	UPD-140	Sort of search results does not work
UC03 Search product	NCA UI & MAH UI	UPD-4275	UC03 Search - Search criteria missing on search screen when click on "Back to search results" option on View product screen
UC03 Search product	NCA UI & MAH UI	UPD-7970	User unable to Search products though after clearing cache it worked again (intermittent issue)
UC04 Export	NCA UI & MAH UI	UPD-9861	The downloaded csv file should contain all products matching the search criteria. The file only contains those displayed on the current page

UC05 View product	NCA UI & MAH UI	UPD-5138	Active substances where manufacturer has been populated are not listed in the Manufacturing business operation section.
UC05 View product	NCA UI & MAH UI	UPD-2169	Marketing authorisation number may not always display the correct value
UC05 View product	NCA UI & MAH UI	UPD-8061	Under the Manufacturer business operations section, the manufacturer for the active substances detail is missing
UC06 Submit VNRA	MAH UI	UPD-9076	CAP products may not have Authorisation County populated with value of EEA, and may display "European Union" or blank
UC06 Submit VNRA	MAH UI	UPD-8572	Change request: When submitting a VNRA, the conformance will be changed from Mandatory to Optional for the Vnees zip file. As a workaround for a VNRA that has no impact on UPD data or documents, the MAH may attach a zip file does not contain any document with a filename of empty.zip. The NCA will ignore any VNEes of this name when approving/rejecting the VNRA.
UC06 Submit VNRA	MAH UI	UPD-8776	In the Submit VNRA screen when retrieving products, the search by Authorisation Status is not working. All products the MAH is responsible for are being displayed, filtered by any other criteria that has been specified (that does not also have an issue).
UC06 Submit VNRA	MAH UI	UPD-8440	Overall Date of submission shows red outline if it had been populated, then value removed and individual values added for each variation for each product
UC06 Submit VNRA	MAH UI	UPD-7960	Submit VNRA: No search results displayed when the 'Retrieve product' search dialog is opened a second time
UC06 Submit VNRA	MAH UI	UPD-10105	The Authorisation status and Availability status are not correctly populated in the product search results table
UC06 Submit VNRA	MAH UI	UPD-8774	The retrieve product dialog search options of Starts with and Contains are not valid options for Marketing Authorisation Number and will be removed. You are only able to search using the full number
UC06 Submit VNRA	MAH UI	UPD-9091	When submitting a VNRA, it is not possible to remove the last product remaining in the list of Products by Variation. As a workaround, search and select the required product; and then delete
UC06 Submit VNRA UC28 View VNRA	NCA UI & MAH UI	UPD-10184	Accented and special characters for all EU languages are not correctly displayed for Product Name and Package description. Some are OK but others aren't

<b>UC07 Submit Volume of Sales</b>	MAH UI	UPD-10438	MAH are not able to download packages for Volume of Sales - the progress control remains on the screen. You need to open a new tab to continue using the browser. UPD-9886 was resolved but from testing of 1.6.3 in PROD we now see a different error (this is not visible on the MAH UI and is a timeout error related to the number of product/packages to be downloaded). This is known to be an issue for an MAH with approx. 700 products or more. It is not known at this time the number of products/packages when this issue occurs.
UC07 Submit Volume of Sales	MAH UI	UPD-10178	After submit file for Volume of Sales and select View Submission for Volume of Sales screen: - the submission is listed on the screen but remains with status of In Progress
UC07 Submit Volume of Sales	MAH UI	UPD-9868	Download Packages - some users receive the following error and download file is not created: "ERROR Resource(s) not found for User Id: Y and Organisation Id: X" (from release 1.5.4)
UC07 Submit Volume of Sales	MAH UI	UPD-10072	Submission of file for Volume of Sales: advised that submission has been successful but submission is not listed on the View Submissions page (issue following upgrade to 1.6.1)
UC07 Submit Volume of Sales	MAH UI	UPD-7986	Volume of Sales: Validation on submitted volume of sales file need to be reviewed as some columns are being validated that should not be
UC07 Submit Volume of Sales	MAH UI	UPD-7968	Volume of Sales: Column name for the date of the period for which the volume of sales provide is Month/Year and the format to provide date in is YYYY-MM (for example 2022-01). Column name will be changed to "Year-Month" to match format to be provided. This is expected to be included in release 1.6.4
UC07 Submit Volume of Sales	MAH UI	UPD-7992	Volume of Sales: Error incorrectly triggered by the system in the error file after the submission of VoS
UC07 Submit Volume of Sales	MAH UI	UPD-7993	Volume of Sales: When submission file is prepared with Excel and saved using the CSV UTF-8 format, this fails submission and displays error messages which indicate the issue to be with the content of the submission file. If file is saved from Excel with CSV format it can be successfully uploaded.

UC08 Update product	API & NCA UI	UPD-10288	A Product stuck in 'pending' state from a previously failed update transaction cannot be updated
UC08 Update product	NCA UI	UPD-7996	Add button in Package medicinal product section needs to have more meaningful caption
UC08 Update product	NCA UI	UPD-9483	For product under DCP/MRP/SRP procedure, an NCA who is not the RMS or CMS is able to select to edit a product under the procedure. Only the RMS should be able to Update Common Data or Update National Data; and only CMS should be able to update National Data for their product
UC08 Update product	API	UPD-4714	<p>If there are duplicate inline attribute IDs within a resource, the request will be rejected.</p> <p>The validation message will say that the resource is not included and is mandatory, with no other validation errors in the response.</p> <p>As a workaround, remove the existing inline ID from one attribute so there is no longer duplicate values.</p> <p>This may occur and most frequently affects:</p> <ul style="list-style-type: none"> <li>- MedicinalProductDefinition.contact</li> <li>- MedicinalProductDefinition.masterFile</li> <li>- AdministrableProductDefinition.routeOfAdministration</li> <li>- AdministrableProductDefinition.routeOfAdministration.targetSpecies</li> <li>- AdministrableProductDefinition.routeOfAdministration.targetSpecies.withdrawalPeriod</li> </ul>
UC08 Update product	NCA UI	UPD-7247	UC08 - Update DCP SC2 National data - Able to add a new Pharmaceutical Product which is a Common data; advised successful but Get OperationOutcome has Validation error
UC08 Update product	NCA UI	UPD-7233	UC08 - Update DCP SC2 National data - Refreshing edit page using browser refresh option changes the URL and takes back to search screen
UC08 Update product	API & NCA UI	UPD-6961	UC08 - Update DCP SC2 National data UPD-UC08-AC041 - Able to delete Manufactured item from package and submit update and should get validation error
UC08 Update product	NCA UI	UPD-7011	UC08 Update SC2 SC3 SC5 - pop-up dialogs to confirm Update or to confirm Cancellation refer to "create" and not "update"
UC08 Update product	API	UPD-7244	UC08 Update SC2 Update DCP National - API - UPD-UC08-AC036 - Updates by CMS to 3 Common Data fields should have been ignored but are updated in their product - product name, pkg desc, procedure number

UC08 Update product	API	UPD-7286	UC08 Update SC2 Update National - API - UPD-UC08-AC016 - Missing Validation if not all Mandatory attributes populated when Update National
UC08 Update product	API	UPD-6882	UC08 Update SC2 Update National Data for DCP/MRP/SRP. The Content location in the response is in the format: national-data-operation-outcome/e915f652-d3b9-4cca-8c4d-23f0aae5a19a-ND. The id value should be used with a GET OperationOutcome/id.
UC08 Update product	NCA UI	UPD-7242	UC08 Update SC2 Update National DCP – advised that submission of update from UI was successful and review OperationOutcome. View product and updates have not been applied. Failed with ERR-1002 (intermittent issue related to data in the product)
UC08 Update product	API	UPD-9709	Update Common Data - the response to Get OperationOutcome in some circumstances does not contain the status of the POST and instead has "Failed to parse JSON encoded FHIR content: Content does not appear to be FHIR JSON, first non-whitespace character was: '<' (must be '{')". This issue only arises for some instances where there has been a failure processing the update. It is not expected that this will occur frequently.
UC08 Update product	API	UPD-10170	Update Common Data DCP/MRP/SRP - via API - there is missing validation to check that the product version number in update bundle is the latest version for the product that is being used as a basis for the update. Instead the post is accepted and Get OperationOutcome remains with status of In-Progress
UC08 Update product	NCA UI	UPD-8476	Update Common Data: a CMS should not be able to select to Update Common Data for any product under DCP/MRP/SRP procedure. On the View Product screen they should only have the option to select to Edit national data. Authorisation is still to be fully implemented for which products an NCA can update
UC08 Update product	API	UPD-9744	Update Registered Homeopathic: if POST a valid update payload there is a validation error of "Not able to validate product: MedicinalProductDefinition/ID". This is a regression issue in this release
UC08 Update product	API & NCA UI	UPD-7387	When a product is updated the version number should be incremented by one. For some updates the version number is incrementing by two and two updates can be seen when viewing the version history for that product. Both versions contain the updates there were made to the product.
UC08 Update product	API	UPD-7424	When updating a product via the API, the update bundle must include the current version number of the product in the attribute

			<p>MedicinalProductDefinition.version.</p> <p>This attribute is not listed in Vet EUIG Chapter 2. You will see that it is populated in response to EP304 Get Product Full GET /MedicinalProductDefinition/id/\$everything</p> <p>If this attribute is not populated you will get a validation error. From the error message it is not clear what is missing. Validation error is:</p> <pre>{   "resourceType": "OperationOutcome",   "issue": [{     "severity": "error",     "code": "business-rule",     "diagnostics": "Not able to validate product: MedicinalProductDefinition/600000073934",     "location": ["MedicinalProductDefinition"]   } ]</pre>
UC09 Approve/Reject VNRA	NCA UI	UPD-9866	If an NCA is affiliated with two or more Organisations, they should only be able to view and approve/reject VNRA for submissions of NP products where they are the Responsible Authority; or DCP/MRP/SRP where they are RMS/CMS
UC09 Approve/Reject VNRA	NCA UI	UPD-9853	VNRA for a CAP product: Any NCA is able to Approve/Reject a VNRA for a CAP product and should only be able to View
UC09 Approve/Reject VNRA	NCA UI	UPD-8771	When a VNRA has been submitted for a product under DCP/MRP/SRP, the CMS for a product in the submission should not be able to Approve/Reject the VNRA. Only the RMS should be able to Approve/Reject
UC19 Nullify product	API	UPD-10057	API Manager Nullification endpoint: when Try It option is selected the Content-Type request header defaults to application/json and it should be application/fhir+json. Using the default value will give an error
UC19 Nullify product	API	UPD-9773	Implementation of endpoint to nullify a product is not as expected: didn't expect to have to specify which Validation rules to apply; there is no Content Location with OperationOutcome ID; format of errors when POST are not in

			the format specified in request Accept header; does not support request in XML format
UC19 Nullify product	API & NCA UI	UPD-9432	Nullify product: Action in notification should be <b>Nullify</b> and not " <b>UPDATE, Upload Document</b> "
UC19 Nullify product	NCA UI	UPD-9830	When you nullify a product, the confirmation message does not include the Permanent Identifier
UC21 Manage Notifications	NCA UI & MAH UI	UPD-10184	Accented and special characters for all EU languages are not correctly displayed for Product Name and Package description. Some are OK but others aren't
UC21 Manage Notifications	NCA UI & MAH UI	UPD-10146	Action description in the dropdown list and the value displayed in the search results datagrid should be the same, and some need to be update to align with the requirements. There should also be consistent use of capitals within the description. Those affected are: Submit Volume of Sales, Update Availability status, Update Authorisation status and/or date
UC21 Manage Notifications	NCA UI	UPD-8340	For an update National Data for DCP/MRP/SRP UPD-UC08-AC018, the CMS should only see notifications for their own product. At present they also see notifications for RMS & other CMS products
UC21 Manage Notifications	NCA UI & MAH UI	UPD-9878	Notifications are not displayed in descending date order when select from menu. There is one entry with all values as N/A. This issue only occurs in the Production environment
UC24 Marketing authorisation status	MAH UI	UPD-9093	The Action for an Update of Marketing Authorisation Status is displayed as "UPDATE, Upload Document" instead of "Update MA Status"
UC24 Marketing authorisation status	MAH UI	UPD-9459	The total number of products matching the search criteria may not be correct. Products that match the search criteria where the product status is not Current or authorisation status is not Valid or Suspended are being counted which is not correct. These products are not being listed in the search results (which is the expected result).
UC25 Update Availability status	MAH UI	UPD-8352	Error is not always clearly displayed if there is a failure in the submitted Update Availability status csv file

UC25 Update Availability status	MAH UI	UPD-7980	Not able to select all products to download in the one csv file if product search results are over two or more pages
UC25 Update Availability status	NCA UI & MAH UI	UPD-8200	Notification when MAH Updates Availability Status has the wrong Action. The notification has Action of "Update, Upload Document" and it should be "AvS submitted"
UC25 Update Availability status	MAH UI	UPD-10105	The Authorisation status and Availability status are not correctly populated in the product search results table
UC25 Update Availability status	MAH UI	UPD-8198	The download csv file has incorrect Creation Date for product
UC27 View Volume of Sales	NCA UI & MAH UI	UPD-10071	If no product has been selected, but do enter start and end dates and click download, the page hangs with progress control. User has to refresh the page to get out of this
UC27 View Volume of Sales	NCA UI & MAH UI	UPD-9123	There is an error message when navigate to the last page of the search results, and it is not possible to view the last page
UC28 View VNRA	NCA UI	UPD-9866	If an NCA is affiliated with two or more Organisations, they should only be able to view and approve/reject VNRA for submissions of NP products where they are the Responsible Authority; or DCP/MRP/SRP where they are RMS/CMS
UC28 View VNRA	NCA UI & MAH UI	UPD-10400	MAH has been advised that submission of VNRA was successful. However, sometime there is no Notification received and when View Submissions it is not listed (for either MAH or NCA)
<b>UC28 View VNRA</b>	NCA UI & MAH UI	UPD-10419	BR-020 When viewing a pending VNRA and there are other pending VNRA for a product in the submission being viewed, the link for the other VNRA does not work. When you click on the link, the submission ID in the URL is updated but the selected submission is not displayed. As a workaround if you refresh the browser page the selected submission will be displayed.
UC34 Bulk Upload for Documents	NCA UI	UPD-7440	Bulk Upload of Documents: There is a spelling error in the static text on the screen related to the file size exceed vs. exceed

UC34 Bulk  
Upload for  
Documents

NCA UI

UPD-9879

When document is loaded using the new Bulk Upload of Document screen you receive "The files have been sent" success message. However there is an error not being displayed to the user, the document is not saved to the specified products and there is no Notification created

## Annex 3: Release Schedule

#	Environment	Date From	Date Till	Description
17	UAT (TBC)	12 May 2022	13 May 2022	Upgrade of UPD to 1.6.4
18	PROD (TBC)	19 May 2022	20 May 2022	Upgrade of UPD to 1.6.4
19	UAT (TBC)	09 Jun 2022	10 Jun 2022	Upgrade of UPD to 1.6.5
20	PROD (TBC)	16 Jun 2022	17 Jun 2022	Upgrade of UPD to 1.6.5
21	UAT (TBC)	30 Jun 2022	01 Jul 2022	Upgrade of UPD to 1.6.6
22	PROD (TBC)	07 Jul 2022	08 Jul 2022	Upgrade of UPD to 1.6.6
23	UAT (TBC)	21 Jul 2022	22 Jul 2022	Upgrade of UPD to 1.6.7
24	PROD (TBC)	28 Jul 2022	29 Jul 2022	Upgrade of UPD to 1.6.7
25	UAT (TBC)	11 Aug 2022	12 Aug 2022	Upgrade of UPD to 1.6.8
26	PROD (TBC)	18 Aug 2022	19 Aug 2022	Upgrade of UPD to 1.6.8