



EUROPEAN MEDICINES AGENCY  
SCIENCE MEDICINES HEALTH

13 April 2026  
EMA/135580/2012  
Information Management

## Detailed guidance on the electronic submission of information on medicinal products for human use by marketing authorisation holders to the European Medicines Agency in accordance with Article 57(2) of Regulation (EC) No. 726/2004

Chapter 3.II: XEVPRM User Guidance

Version 3.20

---

**Official address** Domenico Scarlattilaan 6 • 1083 HS Amsterdam • The Netherlands

**Address for visits and deliveries** Refer to [www.ema.europa.eu/how-to-find-us](http://www.ema.europa.eu/how-to-find-us)

**Send us a question** Go to [www.ema.europa.eu/contact](http://www.ema.europa.eu/contact) **Telephone** +31 (0)88 781 6000

An agency of the European Union



<i>Version number:</i>	<i>Published:</i>	<i>Date of coming into force:</i>
Version 3.20	April 2026	1 January 2026
Version 3.19	10 April 2025	13 January 2025
Version 3.18	10 January 2025	13 January 2025
Version 3.17	22 July 2024	22 July 2024
Version 3.16	18 January 2024	18 January 2024
Version 3.15	5 July 2023	1 July 2023
Version 3.14	September 2021	13 September 2021
Version 3.13	July 2018	26 July 2018
Version 3.12	24 April 2017	1 May 2017
Version 3.11	11 February 2016	11 February 2016
Version 3.10	20 January 2016	20 January 2016
Version 3.9	19 November 2015	23 November 2015
Version 3.8	19 May 2015	1 May 2015
Version 3.7	22 December 2014	16 June 2014
Version 3.6	8 July 2014	16 June 2014
Version 3.5	16 June 2014	16 June 2014
Version 3.4	5 March 2014	16 June 2014
Version 3.3	28 February 2014	16 June 2014
Version 3.2	31 January 2014	16 June 2014
Version 3.1	17 January 2013	1 February 2013
Version 3.0	5 March 2012	20 March 2012

# Table of contents

<b>Summary of changes .....</b>	<b>8</b>
<b>Introduction .....</b>	<b>10</b>
<b>Background information .....</b>	<b>11</b>
eXtended EudraVigilance Medicinal Product Report Message (XEVPRM) schema .....	12
XEVMPD user interface .....	13
Available operation types to be used in an XEVPRM by MAH users .....	13
XEVPRM Acknowledgements.....	14
<b>1. Initial submission of medicinal product data .....</b>	<b>15</b>
1.1. Initial submission of an authorised medicinal product (AMP) entity .....	15
Table 1a- Authorised medicinal product – language requirements .....	21
1.1.1. Submission of information for medicinal products authorised in EEA countries outside the EU .....	22
1.1.1.1. Submission of information for medicinal products authorised in Liechtenstein .....	22
1.1.2. Submission of information for medicinal products authorised outside the EU/EEA....	23
Table 1b - Requirements for AMP records and attachments for countries with more than one national language .....	23
Table 2 - Art 57(2) data element requirements overview for authorised medicinal product submission .....	25
1.2. Authorised medicinal product - element structure .....	34
1.2.1. Local Number (AP.1).....	35
1.2.2. EV Code (AP.2) .....	36
1.2.3. New Owner ID (AP.3).....	36
1.2.4. Marketing authorisation holder (MAH) (AP.4).....	36
NOTE 1 .....	36
1.2.5. Qualified Person responsible for Pharmacovigilance (QPPV) code (AP.5) .....	37
1.2.6. Pharmacovigilance System Master File Location (PSMFL) Code (AP.6) .....	38
1.2.7. Pharmacovigilance enquiry email (AP.7) .....	38
1.2.8. Pharmacovigilance enquiry phone (AP.8) .....	39
1.2.9. Sender local code (AP.9) .....	39
1.2.10. Info date format (AP.10).....	39
1.2.11. Info date (AP.11).....	39
1.2.12. AMP - Authorisation details element structure (AP.12).....	40
1.2.12.1. Authorisation country code (AP.12.1).....	40
NOTE 2 .....	41
1.2.12.2. Authorisation procedure (AP.12.2).....	41
NOTE 3 .....	43
1.2.12.3. Authorisation status (AP.12.3) .....	43
NOTE 4 .....	45
1.2.12.4. Authorisation number (AP.12.4).....	45
1.2.12.5. Authorisation/renewal date (AP.12.5) .....	47
1.2.12.6. Authorisation/renewal date format (AP.12.6) .....	48
1.2.12.7. MRP/DCP/EMEA number (AP.12.7).....	48
1.2.12.8. EU number (AP.12.8) .....	50

1.2.12.9. Orphan drug status (AP.12.9) .....	50
1.2.12.10. Additional monitoring (AP.12.10).....	50
1.2.12.11. Invalidated date format (AP.12.11).....	51
1.2.12.12. Invalidated date (AP.12.12).....	51
1.2.12.13. Legal basis (AP.12.13) .....	52
NOTE 5 .....	52
NOTE 6 .....	53
1.2.12.14. Medicinal product types (AP.12.MPT.1).....	53
1.2.13. AMP - Presentation Name element structure (AP.13).....	54
1.2.13.1. Full Presentation Name (AP.13.1).....	55
1.2.13.2. Product Short Name (AP.13.2) .....	56
1.2.13.3. Product INN/Common Name (AP.13.3).....	58
1.2.13.4. Product Company Name (AP.13.4).....	60
1.2.13.5. Product Strength Name (AP.13.5) .....	62
1.2.13.6. Product Form Name (AP.13.6) .....	64
1.2.14. Package description (AP.13.7) .....	67
1.2.15. Comment (AP.14).....	68
1.2.16. Authorised pharmaceutical form (AP.APF.1).....	69
NOTE 7 .....	70
NOTE 8 .....	71
1.2.17. AMP - Pharmaceutical product elements (AP.PPs) .....	71
1.2.17.1. Administrable pharmaceutical form (PP.1) .....	81
Process map 1 – Referencing a pharmaceutical form in a pharmaceutical product section of an AMP .....	83
1.2.17.2. Administration route (PP.AR.1) .....	83
Process map 2 – Referencing a route of administration in a pharmaceutical product section of an AMP.....	85
1.2.17.3. Pharmaceutical product drug ingredients and medical device(s).....	85
NOTE 9 .....	89
NOTE 10 .....	90
1.2.17.4. Active ingredient substance code (PP.ACT.1).....	91
Table 3 - Requirements on how to reflect information on substance and strength in section 2. Qualitative and Quantitative Composition of the SmPC .....	93
1.2.17.5. Active ingredient substance strength .....	95
NOTE 11 .....	96
NOTE 12 .....	96
1.2.17.6. Active ingredient concentration type Code (PP.ACT.2) .....	96
1.2.17.7. Active ingredient substance value(s).....	97
1.2.17.8. Excipient substance code (PP.EXC.1) .....	101
1.2.17.9. Excipient substance strength .....	103
1.2.17.10. Adjuvant substance code (PP.ADJ.1) .....	103
1.2.17.11. Adjuvant substance strength.....	103
1.2.17.12. Medical device Code (PP.MD.1) .....	104
1.2.18. Product ATC Code(s) (AP.ATC.1) .....	104
1.2.19. AMP - Product indications (AP.INDs).....	105
1.2.19.1. MedDRA version (AP.IND.1) .....	106

1.2.19.2. MedDRA level (AP.IND.2) .....	106
1.2.19.3. MedDRA Code (AP.IND.3).....	107
Additional MedDRA coding examples .....	108
1.2.20. Previous EV Code (AP.PEV.1).....	109
1.2.21. AMP - Printed product information (PPI) attachments.....	110
1.2.21.1. Attachment EV Code (AP.PPI.1) .....	111
NOTE 13 .....	111
1.2.21.2. Attachment validity declaration (AP.PPI.2).....	111
1.3. Initial submission of a QPPV information.....	113
1.4. Initial submission of an approved substance.....	115
1.5. Initial submission of a reference source .....	117
<del>1.5.1. Local Number (S.1) .....</del>	<del>117</del>
<del>1.5.2. EV Code (S.2).....</del>	<del>118</del>
<del>1.5.3. Reference source name (S.3).....</del>	<del>118</del>
<del>1.5.4. Comment (S.4) .....</del>	<del>119</del>
1.6. Initial submission of a marketing authorisation holder (MAH) organisation.....	120
NOTE 14 .....	120
Table 4 - Art 57(2) data elements requirements overview for MAH organisation submission .....	124
1.6.1. Type of organisation (O.1) .....	125
1.6.2. Organisation name (O.2) .....	125
1.6.3. Local Number (O.3) .....	125
1.6.4. EV Code (O.4).....	126
1.6.5. Organisation Sender Identifier (O.5) .....	126
1.6.6. Address (O.6) .....	126
1.6.7. City (O.7).....	126
1.6.8. State (O.8).....	127
1.6.9. Postcode (O.9).....	127
1.6.10. Country Code (O.10).....	127
1.6.11. Telephone number (O.11)/Extension (O.12)/Country Code (O.13) .....	127
1.6.12. Fax number (O.14)/Extension (O.15)/Country Code (O.16) .....	127
1.6.13. Email address (O.17) .....	127
1.6.14. Comment (O.18) .....	128
1.6.15. SME status (O.19) .....	128
1.6.16. SME number (O.20) .....	129
1.7. Initial submission of an ATC Code.....	130
<del>1.7.1. Type Term (ST.ATC.1) .....</del>	<del>133</del>
<del>1.7.2. ATC Code (ST.ATC.2).....</del>	<del>133</del>
<del>1.7.3. New owner ID (ST.ATC.3).....</del>	<del>133</del>
<del>1.7.4. ATC Code description (ST.ATC.4).....</del>	<del>133</del>
<del>1.7.5. Version Date Format (ST.ATC.5).....</del>	<del>133</del>
<del>1.7.6. Version Date (ST.ATC.6).....</del>	<del>134</del>
<del>1.7.7. Comment (ST.ATC.7).....</del>	<del>134</del>
1.8. Initial submission of an authorised/administrable pharmaceutical form .....	135
<del>1.8.1. Type Term (ST.PF.1).....</del>	<del>136</del>
<del>1.8.2. Local Number (ST.PF.2).....</del>	<del>136</del>

<del>1.8.3. EV Code (ST.PF.3)</del> .....	137
<del>1.8.4. New owner ID (ST.PF.4)</del> .....	137
<del>1.8.5. Name of the Pharmaceutical Form (ST.PF.5)</del> .....	137
<del>1.8.6. Version Date Format (ST.PF.6)</del> .....	138
<del>1.8.7. Version Date (ST.PF.7)</del> .....	138
<del>1.8.8. Previous EV Code (ST.PF.8)</del> .....	138
<del>1.8.9. Comment (ST.PF.9)</del> .....	138
1.9. Initial Submission of a route of administration (RoA) .....	139
<del>1.9.1. Type Term (ST.AR.1)</del> .....	140
<del>1.9.2. Local Number (ST.AR.2)</del> .....	140
<del>1.9.3. EV Code (ST.AR.3)</del> .....	141
<del>1.9.4. New owner ID (ST.AR.4)</del> .....	141
<del>1.9.5. Name of the Route of Administration (ST.AR.5)</del> .....	142
<del>1.9.6. Version Date Format (ST.AR.6)</del> .....	142
<del>1.9.7. Version Date (ST.AR.7)</del> .....	142
<del>1.9.8. Previous EV Code (ST.AR.8)</del> .....	142
<del>1.9.9. Comment (ST.AR.9)</del> .....	142
1.10. Submission of an attachment .....	143
NOTE 15 .....	144
1.10.1. Local number (ATT.1) .....	148
1.10.2. File name (ATT.2) .....	149
1.10.3. File type (ATT.3) .....	149
1.10.4. Attachment name (ATT.4) .....	149
1.10.5. Attachment type (ATT.5) .....	149
1.10.6. Language (Code) (ATT.6) .....	149
1.10.7. 2 <sup>nd</sup> Language (Code) (ATT.7) .....	150
1.10.8. (Attachment) Version Number (ATT.8) .....	150
1.10.9. (Attachment) Version Date (ATT.9) .....	150
1.10.10. Version date format (ATT.10) .....	151
1.11. Initial submission of Pharmacovigilance System Master File (PSMF) information.....	152
Table 5 – Requesting a single/multiple PSMF EV Code(s) by the same MAH .....	153
Table 6 – Requesting a single/multiple PSMFL EV Code(s) by different MAHs .....	154
1.11.1. Local Number (MF.1) .....	156
1.11.2. EV Code (MF.2) .....	157
1.11.3. Pharmacovigilance System Master File Company (MF.3) .....	157
1.11.4. Pharmacovigilance System Master File Department (MF.4) .....	158
1.11.5. Pharmacovigilance System Master File Building (MF.5) .....	158
1.11.6. Pharmacovigilance System Master File Street (MF.6) .....	158
1.11.7. Pharmacovigilance System Master File City (MF.7) .....	158
1.11.8. Pharmacovigilance System Master File State (MF.8) .....	158
1.11.9. Pharmacovigilance System Master File Postcode (MF.9) .....	158
1.11.10. Pharmacovigilance System Master File Country code (MF.10) .....	158
1.11.11. Comment (MF.11) .....	159

<b>2. Maintenance of medicinal product data .....</b>	<b>160</b>
<b>Scope and objectives .....</b>	<b>160</b>
<b>Transition maintenance phase - Electronic submission plan .....</b>	<b>161</b>
2.1. Maintenance of a Qualified Person responsible for Pharmacovigilance (QPPV) .....	164
2.1.1. Business process to notify the change of QPPV's details .....	164
Process map 3 – Change of QPPV's details.....	165
2.1.2. Business process to notify a change of a QPPV.....	165
Process map 4 – Change of a QPPV .....	167
2.2. Maintenance of a marketing authorisation holder (MAH) organisation entity.....	169
2.2.1. Notification of change of contact details, name and/or address of the MAH (i.e., no change of legal entity).....	169
2.2.2. Notification of transfer of marketing authorisation (i.e., change of legal entity).....	170
Process maps 5 – Change of MAH details .....	172
Process map 6 – Notifying an MAH entity as 'non-current' .....	173
2.3. Maintenance of a Pharmacovigilance System Master File Location (PSMFL) entity .....	175
Process map 7 – Change of PSMF information.....	177
Process map 8 – Notifying a PSMFL entity as 'non-current' .....	178
2.4. Maintenance of an authorised medicinal product (AMP) entity .....	180
Process map 9 – Business processes to amend medicinal product information in the XEVMPD following a regulatory procedure.....	181
Process map 10 – Amendment of an AMP entity .....	182
2.4.1. Variations of marketing authorisation .....	183
2.4.1.1. Business process - Authorisation number has changed following a variation .....	188
2.4.1.2. Business process - Authorisation number has not changed following a variation ..	188
2.4.2. (Lifting of) suspension of marketing authorisation .....	189
2.4.3. Transfer of marketing authorisation .....	189
2.4.3.1. Transfer of marketing authorisation between organisations registered in EudraVigilance under separate headquarters .....	189
2.4.3.2. Transfer of marketing authorisation between organisations registered in EudraVigilance under the same headquarter .....	191
Process map 11 – Transfer of marketing authorisation .....	192
2.4.4. Renewal of marketing authorisation .....	194
2.4.4.1. Business process - Authorisation number has not changed following a renewal ...	194
2.4.4.2. Business process - Authorisation number has changed following a renewal .....	194
Process map 12 – Renewal of marketing authorisation .....	195
2.4.5. Change of authorisation procedure following a referral.....	196
2.4.6. Revocation/withdrawal/expiry of marketing authorisation .....	196
2.4.7. Nullification of AMP entities .....	196
Process map 13 – Nullification of an AMP entity.....	198
2.5. Nullification of XEVMPD entities .....	199
Process map 14 – Nullification of XEVMPD entities .....	200
<b>Annex I: Pack size submissions .....</b>	<b>201</b>
<b>Annex II: XEVMPD submission contact points .....</b>	<b>202</b>

## Summary of changes

Following the publication of version 3.19 in April 2025, the content of the below listed sections was amended; the changes are highlighted in red and strikethrough text:

- Throughout the document, references to the current user interface (EVWEB-XEVMPD/Art.57) were replaced with reference to the upgraded XEVMPD user interface (XEVMPDweb).
- For ease of reference, indication on whether the information must be provided for the individual data fields was provided for each of the field
- XEVMPD user interface: Content updated
- Available operation types to be used in an XEVPRM: Content updated to reflect operation types available to users from MAH organisations
- XEVPRM Acknowledgements: Content updated
- 1.1. Initial submission of an authorised medicinal product (AMP) entity: Content updated
- Table 2: Content updated
- 1.2.1. Local Number (AP.1): Content updated
- 1.2.5. Qualified Person responsible for Pharmacovigilance (QPPV) code (AP.5): Content updated
- 1.2.6. Pharmacovigilance System Master File Location (PSMFL) Code (AP.6): Content updated
- 1.2.10. Info date format (AP.10): Content updated
- 1.2.12.1. Authorisation country code (AP.12.1): Obsolete content removed
- 1.2.12.5. Authorisation/renewal date (AP.12.5): Process map content updated
- 1.2.12.6. Authorisation/renewal date format (AP.12.6): Content updated
- 1.2.12.11. Invalidated date format (AP.12.11): Content updated
- Process map 1 – Referencing a pharmaceutical form in a pharmaceutical product section of an AMP: Content updated
- Process map 2 – Referencing a route of administration in a pharmaceutical product section of an AMP: Content updated
- 1.2.14. Package description (AP.13.7): Content updated
- 1.2.19.2. MedDRA level (AP.IND.2): Content updated
- 1.4. Initial submission of an approved substance: Content updated
- 1.5. Initial submission of a reference source: Content updated; some content removed since not applicable to MAH users
- 1.6. Initial submission of a marketing authorisation holder (MAH) organisation: Content updated
- 1.6.3. Local Number (O.3): Content updated
- 1.6.10. Country Code (O.10): Content updated
- 1.6.14. Comment (O.18): Content updated

- 1.7. Initial submission of an ATC Code: Content updated; some content removed since not applicable to MAH users
- 1.8. Initial submission of an authorised/administrable pharmaceutical form: Content updated; some content removed since not applicable to MAH users
- 1.9. Initial Submission of a route of administration (RoA): Content updated; some content removed since not applicable to MAH users
- 1.10.1. Local number (ATT.1): Content updated
- 1.11.1. Local Number (MF.1): Content updated
- 1.11.11. Comment (MF.11): Content updated
- 2.2.1. Notification of change of contact details, name and/or address of the MAH (i.e., no change of legal entity): Content updated
- 2.2.2. Notification of transfer of marketing authorisation (i.e., change of legal entity): Content updated
- Process maps 5 – Change of MAH details: Content updated
- 2.3. Maintenance of a Pharmacovigilance System Master File Location (PSMFL) entity: Content updated
- Annex I: Pack size submissions: Content updated

Please note that editorial changes of this document are not included in the summary of changes.

# Introduction

This document provides user guidance on:

- the data elements to be completed for the electronic submission of information on medicinal products for human use **authorised** in the European Economic Area (EEA) using the eXtended EudraVigilance Medicinal Product Report Message (XEVPRM);
- the maintenance of medicinal product data previously submitted.

The data elements for medicinal products are based on the following reference information:

- the Summary of Product Characteristics (SmPC), which serves the purpose of validation of the information provided in the structured data elements:
  - Section 1. Name of the medicinal product,
  - Section 2. Qualitative and quantitative composition,
  - Section 3. Pharmaceutical Form,
  - Section 4.1 Therapeutic indications,
  - Section 4.2 Posology and method of administration,
  - Section 5.1 Pharmacodynamic properties,
  - Section 6.1 List of excipients,
  - Section 6.5 Nature and contents of container,
  - Section 7. Marketing Authorisation Holder,
  - Section 8. Marketing Authorisation Number,
  - Section 9. Date of first authorisation/renewal of the authorisation,
  - Section 10. Date of revision of the text;
- The medicinal product authorisation information (as referred to in the [Legal Notice on the Implementation of Article 57\(2\) of Regulation \(EC\) No. 726/2004 published by the Agency](#));
- The pharmacovigilance information (as referred to in the [Legal Notice on the Implementation of Article 57\(2\) of Regulation \(EC\) No. 726/2004 published by the Agency](#)).

**All medicinal product names/marketing authorisation holder names used in this document are fictitious and were created for the purposes of being used as examples in this user guidance.**

## Background information

New pharmacovigilance legislation ([Regulation \(EU\) No 1235/2010](#) amending [Regulation \(EC\) No 726/2004](#) and [Directive 2010/84/EU](#) amending [Directive 2001/83/EC](#)) was adopted by the European Parliament and European Council in December 2010. The legislation was the biggest change to the regulation of human medicines in the European Union (EU) since 1995. It had significant implications for applicants and holders of EU marketing authorisations. The European Medicines Agency (EMA) was responsible for implementing much of the new legislation and developed a framework for compliance and delivery of key requirements. The legislation applies from July 2012.

One of the key deliverables of the new legislation related to the submission of medicinal product information by marketing authorisation holders to the European Medicines Agency. Article 57(2) of Regulation (EC) No 726/2004, as amended by Regulation (EU) 1235/2010 and Regulation (EU) 1027/2012, requires:

- *the Agency to publish the format for the electronic submission of information on medicinal products for human use by 2 July 2011;*
- *marketing authorisation holders to submit information to the Agency electronically on all medicinal products for human use authorised in the European Union by 2 July 2012, using this format;*
- *marketing authorisation holders to inform the Agency of any new or varied marketing authorisations granted in the EU as of 2 July 2012, using this format.*

Marketing authorisation holders are also required to submit information concerning all medicinal products for which they hold a marketing authorisation in EEA countries outside the EU (i.e., Iceland, Liechtenstein, and Norway), as the pharmacovigilance legislation has been incorporated into the EEA Agreement and entered into force in the EEA on 28 May 2014.

From 1 January 2021, the United Kingdom is considered a non-EU/EEA country. Based on the [Protocol on Ireland/Northern Ireland](#) (the 'Protocol')/Windsor Framework), **EU pharmaceutical law applies** to and in the UK in respect of **Northern Ireland only**, as of 1 January 2021, to the extent described in the Protocol. Therefore, information on medicinal products for human use, for which the marketing authorisation is granted by the UK national authority in accordance with EU law and it is valid in the territory of Northern Ireland, must be submitted in the Article 57 database as per Article 57(2) legal obligations:

- the country of authorisation in the product entries in the Article 57 database must be specified as 'United Kingdom (Northern Ireland) (XI)';
- an EU authorisation procedure (e.g., national, decentralised, mutual recognition procedure) must be referenced as applicable.

In March 2024, the EU-UK Joint Committee adopted a decision laying down the arrangements relating to the Windsor Framework, which adjusts the Protocol on Ireland/Northern Ireland. With regards to the information in Article 57 database, **[Regulation \(EU\) 2023/1182](#) only impacts medicinal products authorised by the European Commission under the centralised procedure.**

There is **no change in the submission requirements of information for medicinal products approved nationally** (i.e. via a national procedure, mutual recognition procedure and/or decentralised procedure) by the UK national competent authority and with marketing authorisation valid in the territory of Northern Ireland when Regulation (EU) 2023/1182 became applicable. After the date on which Regulation (EU) 2023/1182 became applicable, marketing authorisation holders should

therefore continue to report product information on medicinal products authorised nationally (i.e. via national, decentralised, mutual recognition procedure) by the UK national competent authority in accordance with EU law with a marketing authorisation valid in the territory of Northern Ireland as today.

See section 8. Changes required in the Article 57 database of the '[Questions and answers to Stakeholders on the implications of Regulation \(EU\) 2023/1182 for centrally authorised medicinal products for human use: Practical guidance on the applicable rules to centrally authorised medicinal products for human use intended to be placed on the market in Northern Ireland before and after the application of Regulation \(EU\) 2023/1182](#)' document for related information.

Medicinal products falling **out of scope of Article 57(2) of Regulation (EC) No 726/2004 legal obligations** include:

- investigational medicinal products;
- products for which the marketing authorisation is not valid;
- traditional use registration application for herbal medicinal products (Article 16a of Directive No 2001/83/EC)<sup>1</sup>;
- simplified registration application for a homeopathic medicinal products (Article 14 of Directive No 2001/83/EC)<sup>1</sup>;
- medicinal products within the scope of Article 5 of Directive 2001/83/EC i.e., 'Named patient use' falling under Article 5(1) and 'EU Distribution Procedure' under Article 5(2);
- parallel Distributed/Imported medicinal products (Article 76(3) and (4) of Directive No 2001/83/EC);
- medicinal products authorised outside the EEA or following a non-EU procedure.

Medicinal products falling out of scope of Article 57(2) legal obligation may be submitted on voluntary basis in line with the requirements and business processes described in this guidance.

The web-based eAF is consuming data from PMS and at the same time, PMS is consuming data from XEVMPD. Therefore, any product, that is required for eAF submission, such as herbal and/or homeopathic medicinal products, must be submitted in the XEVMPD.

### ***eXtended EudraVigilance Medicinal Product Report Message (XEVPRM) schema***

Medicinal product data shall be submitted to the eXtended EudraVigilance Medicinal Product Dictionary (XEVMPD) using the eXtended EudraVigilance Medicinal Product Report Message (XEVPRM) schema. For more information, please see the below listed documents for detailed information on the XEVPRM structure and the applicable business rules:

- [Chapter 2: Electronic submission of information on medicinal products by marketing authorisation holders](#);

---

<sup>1</sup> See also [Traditional herbal medicinal products and simplified registrations for homeopathic medicinal products: pharmacovigilance requirements and EudraVigilance access - Note for clarification](#) for related information

- [Chapter 3.I: Extended EudraVigilance product report message \(XEVPRM\) technical specifications](#) of the published Detailed guidance on the electronic submission of information on medicinal products for human use by marketing authorisation holders to the European Medicines Agency in accordance with Article 57(2) of Regulation (EC) No. 726/2004;
- [Extended EudraVigilance product report message \(XEVPRM\) schema](#).

XEVPRMs can be generated and submitted using an in-house gateway submission tool and/or using the XEVMPD user interface.

### **XEVMPD user interface**

The XEVMPD user interface ([EVWEB XEVMPDweb](#)) is available to registered users. To access [EVWEB XEVMPDweb](#), users are required to:

- set up a multi-factor authentication (MFA); and
- request access to the XEVMPD production environment via the [EMA Account Management portal](#).  
~~and~~
- ~~installed ActiveX on their computer and access XEVMPDWEB using an IE Tab extension, as per instructions on the 'xEVMPD support' section of the EV restricted area for EV Registered users.~~

For information on how to use the XEVMPDweb user interface please refer to the ['User manual for the eXtended EudraVigilance Medicinal Product Dictionary \(XEVMPD\) user interface \(XEVMPDweb\)'](#).

### **Available operation types to be used in an XEVPRM by MAH users**

- Operation type '**Insert**' (1): allows the sender organisation to insert medicinal product information in the XEVMPD.

For [EVWEB-XEVMPDweb](#) users, a command button '**Reinsert**' (1) is also available. This operation type allows users to re-insert an existing medicinal product whilst retaining the previous information and create a new medicinal product with the operation type 'Insert'.

- Operation type '**Update**' (2): allows the sender organisation to correct erroneous information previously submitted, as per applicable business and technical rules.

As per specific guidance provided in section [2. Maintenance of medicinal product data](#) of this document, this operation type shall be used to maintain some of the medicinal product information.

- ~~Operation type '**Variation**' (3): This operation type is no longer available as it should not be used to notify the Agency of a variation procedure of an authorised medicinal product in the context of maintenance of medicinal product data during the transition maintenance phase. As of 16 June 2014, the "Variation" button is removed from the EVWEB application. Gateway users, who will submit an XEVPRM containing an authorised medicinal product assigned with operation type 'Variation' (3) will receive a negative XEVPRM acknowledgement as the entire XEVPRM will be rejected.~~

~~The process to be followed to amend an authorised medicinal product entity following a variation procedure is described in section [2.4.1. Variations of marketing authorisation](#) of this document.~~

- Operation type '**Nullification**' (4): allows users to flag incorrectly submitted information (including duplicated information) as 'non-current', as per applicable business and technical rules.

~~• Operation type '**Change ownership**' (5): This operation type is no longer available.~~

~~The relevant processes to be followed to amend an authorised medicinal product entity following a transfer of marketing authorisation are described in section [2.4.3. Transfer of marketing authorisation](#) of this document.~~

- Operation type '**Invalidate MA**' (6): This operation allows the sender organisation to submit a notification of the withdrawal of an authorised medicinal product from the market via an XEVPRM. The 'Invalidate MA' operation type covers several scenarios including the transfer of an authorised medicinal product to another MAH and a renewal of the marketing authorisation (MA) by the MAH if the marketing authorisation number changes.

Further information on specific scenarios where such operation can be used is provided in section [2. Maintenance of medicinal product data](#) of this document.

## **XEVPRM Acknowledgements**

Following a successful submission of new medicinal product data in the XEVMPD, an EV Code is assigned to each XEVMPD entity (i.e., data element). The EV Code is provided to the marketing authorisation holder sender organisation in an eXtended EudraVigilance Medicinal Product Report Message Acknowledgement (XEVPRM ACK):

- users from MAH organisations registered as Web Trader organisations, who submit XEVPRMs from [EVWEB XEVMPDweb](#) or via the 'Post' functionality, can retrieve the XEVPRM ACK in their Web Trader Inbox (~~or Archived Inbox~~);
- gateway users should check with their gateway provider where the XEVPRM ACKs are stored.

For more information related to XEVPRM Acknowledgements, please see also:

- [Chapter 5: Extended EudraVigilance product report acknowledgement message](#) and
- [Chapter 3.I: Extended EudraVigilance product report message \(XEVPRM\) technical specifications](#) of the published Detailed guidance on the electronic submission of information on medicinal products for human use by marketing authorisation holders to the European Medicines Agency in accordance with Article 57(2) of Regulation (EC) No. 726/2004.
- List of [XEVMPD Element Acknowledgement Codes](#), which can be found on the '[Guidance documents related to data submission for authorised medicines](#)' webpage.

The EMA performs a review of quality and integrity of **authorised medicinal product information** submitted by MAHs. This quality and integrity review is referred to as 'validation'. An overview of the principles of the validation are outlined in the published [Data Quality Control methodology document](#).

# 1. Initial submission of medicinal product data

## 1.1. Initial submission of an authorised medicinal product (AMP) entity

**Authorised medicinal product (AMP) must be submitted in the XEVMPD in an XEVPRM with operation type 'Insert' (1).**

In accordance with point (b) of Article 57(2) of Regulation (EC) 726/2004: "marketing authorisation holders shall, by 2 July 2012 at the latest, electronically submit to the European Medicines Agency (the Agency) information on all medicinal products for human use authorised in the European Union, using the format referred to in point (a)". This includes centrally authorised medicinal products.

In accordance with the [Legal Notice on the Implementation of Article 57\(2\) of Regulation \(EC\) No. 726/2004](#), information on medicinal products for new marketing authorisations in the Union after 2 July 2012 shall be submitted by marketing authorisation holders electronically to the Agency as soon as possible and no later than **15 calendar days** from the date of authorisation (i.e., 15 calendar days from the date of notification of the granting of the marketing authorisation by the competent authority).

Regulatory processes for issuing marketing authorisations and authorisation numbers for medicinal products can differ depending on the country of authorisation or the authorisation procedure. This has been recognised as a challenge for the unique identification of medicinal products. The future use of the ISO IDMP standards will allow for the assignment of additional identifiers as an indexing mechanism, which can be applied supplementary to existing systems like the assignment of marketing authorisation numbers.

Medicinal products are being characterised as part of the initial XEVPRM submissions based on the main following characteristics:

- a) Name of the medicinal product
- b) Marketing authorisation holder
- c) Marketing authorisation number
- d) Authorising body (i.e., Competent Authority)
- e) Qualitative and quantitative composition (ingredients, strength, authorised/administrable pharmaceutical form)

Whenever any of the characteristics described above (point a. to e.) for a medicinal product are different, a separate medicinal product entity should be submitted in the XEVMPD. This also applies to medicinal products for which one marketing authorisation has been issued with the same marketing authorisation number.

- For **centrally authorised medicinal products**, separate authorisation numbers (EU numbers) exist for each medicinal product and package presentation. Therefore, for each presentation (each EU number) a separate medicinal product entity should be submitted to the XEVMPD (see *EXAMPLE 5*).
- For **non-centrally authorised medicinal products**, one authorisation number can be applicable either for each pack size or it can be the same for several pack sizes:

- Whenever each pack size is authorised with a unique authorisation number, the same approach as for centrally authorised products should be followed by marketing authorisation holders. I.e., for each presentation (each authorisation number) a separate authorised medicinal product entity should be submitted to the XEVMPD.
- When multiple pack sizes are authorised with one authorisation number, marketing authorisation holders should submit in the XEVMPD multiple authorised medicinal product entities, each referring to one package presentation and the applicable authorisation number.

As announced at the [Product Management Service \(PMS\) info day](#) in April 2024, the mandatory provision of pack size information and the information on the product down to the pack size level is now required due to the ISO IDMP standards implementation:

- To support the European Shortages Monitoring Platform (ESMP) requirements for **medicinal products under the [Union List of Critical Medicines](#)** (ULCM), marketing authorisation holders were required to ensure that, by 31 January 2025, one authorised medicinal product entity exists in the XEVMPD for each pack size (see [Option 2](#) of *EXAMPLE 2*). Following the publication of the updated version of the list of critical medicines published on the [Availability of critical medicines webpage](#) in December 2024, the deadline for submission was extended to **31 May 2025**.

MAHs that previously submitted in the XEVMPD one AMP record for multiple package presentations should review their existing AMP entries and, where multiple pack sizes are referenced in the 'Package Description' field:

1. update the existing AMP entity to reference only one pack size (the lowest one) and
2. to submit new AMP entities for the remaining pack sizes.

- For **medicinal products not included under the ULCM**, ~~there is no defined deadline to~~ as per information in the [PMS roadmap](#), MAHs should submit in the XEVMPD one medicinal product entity for each package presentation by **30 June 2027**. ~~It is however recommended that information on newly authorised medicinal products is submitted in the XEVMPD at the level of the pack size.~~

- ~~→ The deadline for enrichment of pack sizes for all other non-CAPs using XEVMPD and structured pack sizes was extended to June 2027 (previously December 2026).~~

See [Annex I: Pack size submissions](#) of this document for further information.

The [Presentation - Pack Size Submissions: from XEVMPD to PMS](#) containing additional information, questions and answers, and practical examples, is also available.

### EXAMPLE 1

In Ireland, a marketing authorisation has been granted for 'Diclofenac 50 mg' formulation.

The marketing authorisation number is: PL 1234/000.

The marketing authorisation holder is company MAH-AZ.

The marketing authorisation refers to the following medicinal products names, i.e., the following names listed in section 1 of the SmPC are:

'Diclofenac PharmaB 50 mg tablets'

'Diclofenac tablets'

'Diclofenac 50 mg'

Based on the principles outlined above (different medicinal product names), the marketing authorisation holder should submit three separate medicinal product entries to the XEVMPD:

*AMP entity 1:* "Full Presentation Name" (AP.13.1) = Diclofenac PharmaB 50 mg tablets

*AMP entity 2:* "Full Presentation Name" (AP.13.1) = Diclofenac tablets

*AMP entity 3:* "Full Presentation Name" (AP.13.1) = Diclofenac 50 mg

## **EXAMPLE 2**

In Ireland, marketing authorisation has been granted for the medicinal product 'Amoxicillin 200 mg tablets'.

The medicinal product is available in the following pack sizes: 15 tablets, 30 tablets.

The marketing authorisation number applicable to both pack sizes is PL 1234/001.

The marketing authorisation holder is company MAH-XYZ.

### **Option 1**

MAHs submits one authorised medicinal product entry in the XEVMPD, referencing multiple package presentations in the 'Package Description' field:

*AMP entity 1:*

"Full Presentation Name" (AP.13.1) = Amoxicillin 200 mg tablets

"Authorisation Number" (AP.12.4) = PL 1234/001

"Package Description" (AP.13.7) = 15 tablets, 30 tablets

### **Option 2**

MAHs submits two authorised medicinal product entries in the XEVMPD, each AMP entry referencing the applicable package presentations in the 'Package Description' field:

*AMP entity 1:*

"Full Presentation Name" (AP.13.1) = Amoxicillin 200 mg tablets

"Authorisation Number" (AP.12.4) = PL 1234/001

"Package Description" (AP.13.7) = 15 tablets

*AMP entity 2:*

"Full Presentation Name" (AP.13.1) = Amoxicillin 200 mg tablets

"Authorisation Number" (AP.12.4) = PL 1234/001

"Package Description" (AP.13.7) = 30 tablets

## **EXAMPLE 3**

In France, marketing authorisation has been granted for the medicinal product 'Paracétamol 150 mg comprimés'.

The medicinal product is available in the following pack sizes: 30 tablets and 60 tablets.

The marketing authorisation number applicable: 123 456-7 (30 tablets), 123 456-8 (60 tablets).

The marketing authorisation holder is company MAH-XYZ.

Based on the principles outlined above (different authorisation number for each pack size), the marketing authorisation holder should submit two medicinal product entries to the XEVMPD:

*AMP entity 1:*

"Full Presentation Name" (AP.13.1) = Paracétamol 150 mg comprimés

"Authorisation Number" (AP.12.4) = 123 456-7

"Package Description" (AP.13.7) = 30 comprimés

*AMP entity 2:*

"Full Presentation Name" (AP.13.1) = Paracétamol 150 mg comprimés

"Authorisation Number" (AP.12.4) = 123 456-8

"Package Description" (AP.13.7) = 60 comprimés

#### **EXAMPLE 4**

In the Ireland, marketing authorisation has been granted for the medicinal product 'Ibuprofen 250 mg'.

The medicinal product is available as film-coated tablets and capsules in separate package presentations.

The marketing authorisation number applicable for both medicinal products: PL 1234/004.

The marketing authorisation holder is company MAH-XYZ.

Based on the principles outlined above (different pharmaceutical forms), the marketing authorisation holder should submit two medicinal product entries to the XEVMPD:

*AMP entity 1 (film-coated tablet):*

"Full Presentation Name" (AP.13.1) = Ibuprofen 250 mg

"Authorisation Number" (AP.12.4) = PL 1234/004

"Pharmaceutical form" = Film-coated tablet

*AMP entity 2 (capsule):*

"Full Presentation Name" (AP.13.1) = Ibuprofen 250 mg

"Authorisation Number" (AP.12.4) = PL 1234/004

Pharmaceutical form = Capsule

#### **EXAMPLE 5**

In the EU, marketing authorisation has been granted for the medicinal product 'COMET'.

The medicinal product is available as 150 mg and 100 mg tablets in the same package presentation.

The marketing authorisation number is EU/1/13/999/001.

The marketing authorisation holder is company MAH-ABC.

Section 1. Name of the medicinal product states of the SmPC states:

COMET 150 mg + 100 mg film-coated tablets

The marketing authorisation holder should submit one medicinal product entity with two pharmaceutical products (i.e., 150 mg tablets and 100 mg tablets) to the XEVMPD:

"Full Presentation Name" (AP.13.1) = COMET 150 mg + 100 mg film-coated tablets  
"Authorisation Number" (AP.12.4) = EU/1/13/999/001  
"EU Number" (AP.12.8) = EU/1/13/999/001  
"Package Description" (AP.13.7) = Blister (PVC-Alu) – 14 x 150 mg + 14 x 100 mg tablets

## EXAMPLE 6

Marketing authorisation has been granted for a centrally authorised medicinal product 'TRADENAME XYZ 50 U/ml and 100 U/ml Concentrate for solution for infusion'.

The marketing authorisation holder is company MAH-LMN.

The marketing authorisation numbers, and the corresponding package descriptions are:

EU/1/03/000/001: TRADENAME XYZ - 100 U/ml - Concentrate for solution for infusion - Intravenous use - vial (glass) - 5 ml (100 U/ml) – 1 vial

EU/1/03/000/002: TRADENAME XYZ - 100 U/ml - Concentrate for solution for infusion - Intravenous use - vial (glass) - 5 ml (100 U/ml) - 10 vials

EU/1/03/000/003: TRADENAME XYZ - 50 U/ml - Concentrate for solution for infusion - Intravenous use - vial (glass) - 5 ml (50 U/ml) - 1 vial

EU/1/03/000/004: TRADENAME XYZ - 50 U/ml - Concentrate for solution for infusion - Intravenous use - vial (glass) - 5 ml (50 U/ml) – 10 vials

Based on the principles outlined above (different authorisation numbers for each presentation) the marketing authorisation holder should submit four medicinal product entries to the XEVMPD:

### *AMP entity 1:*

"Full Presentation Name" (AP.13.1) = TRADENAME XYZ 100 U/ml Concentrate for solution for infusion  
"Authorisation Number" (AP.12.4) = EU/1/03/000/001  
"EU Number" (AP.12.8) = EU/1/03/000/001  
"Package Description" (AP.13.7) = 1 vial

### *AMP entity 2:*

'Full Presentation Name' field = TRADENAME XYZ 100 U/ml Concentrate for solution for infusion  
"Authorisation Number" (AP.12.4) = EU/1/03/000/002  
"EU Number" (AP.12.8) = EU/1/03/000/002  
"Package Description" (AP.13.7) = 10 vial

### *AMP entity 3:*

"Full Presentation Name" (AP.13.1) = TRADENAME XYZ 50 U/ml Concentrate for solution for infusion  
"Authorisation Number" (AP.12.4) = EU/1/03/000/003  
"EU Number" (AP.12.8) = EU/1/03/000/003

"Package Description" (AP.13.7) = 1 vial

*AMP entity 4:*

"Full Presentation Name" (AP.13.1) = TRADENAME XYZ 50 U/ml Concentrate for solution for infusion

"Authorisation Number" (AP.12.4) = EU/1/03/000/004

"EU Number" (AP.12.8) = EU/1/03/000/004

"Package Description" (AP.13.7) = 10 vial

**Table 1a- Authorised medicinal product – language requirements**

Medicinal Product Authorisation Procedure (AP.12.2)	Country of authorisation (AP.12.1)	Medicinal Product Data Elements (AP.13.1-AP.13.6)	Substance Name* (PP.ACT.1, PP.ADJ.1, PP.EXC.1)	Attachment: Summary of Product Characteristics (SmPC) (AP.PPI.1)
Centralised Procedure (CAP)	EU Member states	English	All official EU languages	English (Other languages available at the Agency)
	Iceland, Liechtenstein and Norway (IS/LI/NO)	English	National language(s) of the country of authorisation	English + National language(s) of the country of authorisation where available
Mutual Recognition Procedure (MRP)	EU Member state, (IS/LI/NO)	National language(s) of the country of authorisation	National language(s) of the country of authorisation	National language(s) of the country of authorisation (Common approved English text acceptable only if national SmPCs are not available)**
Decentralised Procedure (DCP)	EU Member state, (IS/LI/NO)	National language(s) of the country of authorisation	National language(s) of the country of authorisation	National language(s) of the country of authorisation (Common approved English text acceptable only if national SmPCs are not available)**
National Procedure (NAP)	EU Member state, (IS/LI/NO)	National language(s) of the country of authorisation	National language(s) of the country of authorisation	National language(s) of the country of authorisation

\* Plant Latin binominal names or Latin herbal preparation names of authorised medicinal products if reflected in the SmPC are also acceptable.

\*\* When the SmPC in the national language becomes available, it must be provided in the context of the data maintenance, i.e., when the variation leads to changes as listed in section Transition maintenance phase - Electronic submission plan

List of official languages per country can be found on the [EMA's website](#).

If the same SmPC contains product information in multiple languages, the same SmPC may be referenced in the relevant product entries. It is possible to reference two language codes in one attachment entity in the XEVMPD. See section 1.10.7. 2nd Language (Code) (ATT.7) for further information.

### **1.1.1. Submission of information for medicinal products authorised in EEA countries outside the EU**

In general, Iceland, Liechtenstein, and Norway, have, through the EEA agreement, adopted the complete Union *acquis* on medicinal products and are consequently applying the EU rules governing marketing authorisation procedures (i.e., national, centralised, decentralised, and mutual recognition procedures). However, the Commission's decisions (including decisions granting marketing authorisations) do not directly confer rights and obligations to holders of a marketing authorisation in these countries. The marketing authorisations granted by the European Commission must be transposed by the competent authorities of Iceland, Liechtenstein, and Norway through corresponding decisions on the basis of relevant national laws. In such a case these marketing authorisations granted in Iceland, Liechtenstein and Norway are legally separate from the Commission's decision granting MA.

Therefore, separate entries for the marketing authorisations granted in Iceland, Liechtenstein and Norway should be submitted in the XEVMPD under Article 57(2) requirements.

For medicinal products authorised in Liechtenstein, Norway and Iceland under the centralised procedure, the applicable country code (i.e., LI/NO/IS) must be specified.

#### **1.1.1.1. Submission of information for medicinal products authorised in Liechtenstein**

It is clarified in the [Notice to Applicants \(Volume 2A, Chapter 1\)](#) that on the basis of a bilateral agreement between **Liechtenstein** and **Austria** automatic recognition of the Marketing Authorisations granted in *Mutual Recognition Procedure (MRP)* or *Decentralised Procedure (DCP)* is operational. This allows Liechtenstein to use Marketing Authorisations granted by Austria if the applicants have identified Liechtenstein as CMS in the application form submitted with MRP or DCP applications. At the end of the procedures, Austria grants authorisations that are recognised by Liechtenstein. This marketing authorisation can be considered as a marketing authorisation granted in accordance with the pharmaceutical *acquis* for the purpose of EU legislation.

Therefore, the marketing authorisation of these products has to fulfil requirements provided for in, *inter alia*, Regulation (EU) 726/2004 and Directive 2001/83/EC.

- The attachment to be used for reference in a medicinal product entity is an Austrian SmPC.
- The data elements AP.13.1 - AP.13.6 must however be provided in German.

In the Notice to Applicants (Volume 2A, Chapter 1) it is also clarified that on the basis of a bilateral agreement between **Liechtenstein** and **Switzerland**, a Swiss marketing authorisation is effective in Liechtenstein. This recognition has no effects outside the customs union between Switzerland and Liechtenstein. Consequently, a marketing authorisation granted by the Swiss authorities and recognised by Liechtenstein, while Switzerland does not apply the EU pharmaceutical *acquis*, cannot be considered as a marketing authorisation granted in accordance with the pharmaceutical *acquis* for the purpose of EU legislation and therefore falls outside the scope of, *inter alia*, Regulation (EU) 726/2004 and Directive 2001/83/EC.

Therefore, marketing authorisations granted by the Swiss authorities and recognised by Liechtenstein fall out of scope of Article 57(2) requirements and do not therefore need to be submitted to the XEVMPD per Article 57(2) requirements.

### 1.1.2. Submission of information for medicinal products authorised outside the EU/EEA

The submission of information on medicinal products authorised outside the EEA in the Article 57 database is out of scope of Article 57 (2) legal requirements.

Information about such medicinal products can be submitted in the Article 57 database on voluntary basis:

- The authorisation country code (AP.12.1) **must not** be specified as "EU" or any of the EEA countries.
- 'Non EU authorisation procedure' (5) must be referenced in the AMP entries.

**Table 1b - Requirements for AMP records and attachments for countries with more than one national language**

Country	National language(s)	AMP record required?	Attachment to be used for reference	Comment	Language to be used to enter data elements in fields AP.13.1 - AP.13.6
Belgium	Dutch	Yes	SmPC		Dutch
	French	Yes	SmPC		French
	German	Yes	PIL	Since there is no SmPC in German, the PIL is to be used. The document granting authorisation/renewal should also be provided if the authorisation number is not stated in the referenced PIL.	German
Finland	Finnish	Yes	SmPC		Finnish
	Swedish	Yes	SmPC	The document granting authorisation/renewal should also be provided if the authorisation number is not stated in the referenced document.	Swedish
Ireland	English	Yes	SmPC		English

Country	National language(s)	AMP record required?	Attachment to be used for reference	Comment	Language to be used to enter data elements in fields AP.13.1 - AP.13.6
	Irish	No	n/a	Authorisations are not issued in Irish and no SmPC/PIL exists in this language.	n/a
Luxembourg*	French	Yes	SmPC or an equivalent document (e.g., PIL or similar text as authorised by the Authorising Body)	French or Belgian SmPC/PIL in French can be used. The document granting authorisation/renewal should also be provided if the authorisation number is not stated in the referenced SmPC/PIL.	French
	German	Yes	SmPC or an equivalent document (e.g., PIL or similar text as authorised by the Authorising Body)	German, Austrian or Belgian SmPC/PIL in German can be used. The document granting authorisation/renewal should also be provided if the authorisation number is not stated in the referenced SmPC/PIL.	German
	Luxemburgish	No	n/a	Authorisations are not issued in Luxemburgish and no SmPC/PIL exists in this language.	n/a
Malta	English	Yes	SmPC	The document granting authorisation/renewal should also be provided if the authorisation number is not stated in the referenced SmPC.	English
	Maltese	No		Authorisations are not	n/a

Country	National language(s)	AMP record required?	Attachment to be used for reference	Comment	Language to be used to enter data elements in fields AP.13.1 - AP.13.6
				issued in Maltese and no SmPC/PIL exists in this language.	

\* Table 1b covers the scenario when the French as well as the German SmPC/PIL are provided to the Luxembourgish Authority. If the MAH decided to provide only the French SmPC/PIL, or only the German SmPC/PIL to the Luxembourgish Authority, then only one product entity referencing the applicable document should be submitted in the XEVMPD.

Where, in exceptional circumstances, the national SmPC for **non-centrally authorised products** (MRPs/DCPs/NAPs) is not available, a similar text (i.e., the English common text, package information leaflet or other similar text as authorised by the authorising body) can be used as an attachment for the submission in the XEVMPD. The data elements AP.13.1 - AP.13.6 must however be provided in the language of the country where the marketing authorisation applies.

### **Table 2 - Art 57(2) data element requirements overview for authorised medicinal product submission**

Reference Code	Schema Field Name	XEVMPDweb Field Label	Rules for Art 57(2) submission :  M - Mandatory M*- Mandator with conditions O - Optional	Guidance Link
	<b>Authorised Product elements</b> <b>M.AP Authorisedproduct</b>		<b>M</b>	
@ AP..1	(@)operationtype	Operation Type	M	Available operation types to be used in an XEVPRM
AP.1	localnumber		M*	1.2.1.

AP.2	ev_code	EV Code	M*	1.2.2.
AP.3	newownerid	New Owner ID	EMA Use Only	1.2.3.
AP.4	mahcode	MAH	M	1.2.4.
@ AP.4..1	(@)resolutionmode		M	
AP.5	qppvcode	QPPV	M	1.2.5.
AP.6	mflcode	Master File Location	M	1.2.6.
@ AP.6..1	(@)resolutionmode		M*	See <a href="#">Chapter 3.I of the Detailed guidance: Extended EudraVigilance product report message (XEVPRM) technical specifications</a>
AP.7	enquiryemail	PhV Enquiry Email	M	1.2.7.
AP.8	enquiryphone	PhV Enquiry Phone	M	1.2.8.
AP.9	senderlocalcode	Sender Local Code	O	1.2.9.
AP.10	infodateformat		O	1.2.10.
AP.11	infodate	Info Date	M*	1.2.11.
	<b>Authorised Product – Authorisation element AP.12 authorisation</b>		<b>M</b>	
AP.12.1	authorisationcountrycode	Authorisation Country Code	M	1.2.12.1.
AP.12.2	authorisationprocedure	Authorisation Procedure	M	1.2.12.2.
AP.12.3	authorisationstatus	Authorisation Status	M	1.2.12.3.
AP.12.4	authorisationnumber	Authorisation Number	M	1.2.12.4.
AP.12.5	authorisationdate	Authorisation/Renewal Date	M	1.2.12.5.  EV Web field label changed from "Authorisation Date" to "Authorisation/Renewal Date"
AP.12.6	authorisationdateformat		M	1.2.12.6.

AP.12.7	mrpnumber	MRP/DCP/EMA Number	M*	1.2.12.7.  EV Web field label changed from "MRP/DCP Number" to "MRP/DCP/EMA Number"
AP.12.8	eunumber	EU Number	M*	1.2.12.8.
AP.12.9	orphandrug	Orphan Drug	M	1.2.12.9.
AP.12.10	Intensivemonitoring	Additional Monitoring	O	1.2.12.10.  EV Web field label changed from "Intensive Monitoring" to "Additional Monitoring"
AP.12.11	withdrawndateformat		M*	1.2.12.11.
AP.12.12	withdrawndate	Invalidated Date	M*	1.2.12.12.
AP.12.13	legalbasis	Legal Basis	M	1.2.12.13.
	<b>Elements within the Medicinal Product Types element AP.XX medicinalproducttype</b>		<b>M</b>	New element applicable from June 2014
AP.12.MPTs	medicinalproducttype	Medicinal Product Types	M*	1.2.12.14.
	<b>Elements within the Authorised Product – Presentation Name element AP.13 presentationname</b>		<b>M</b>	
AP.13.1	productname	Full Presentation Name	M	1.2.13.1.
AP.13.2	productshortname	Product Short Name	M*	1.2.13.2.
AP.13.3	productgenericname	Product INN/Common Name	M*	1.2.13.3.  EV Web Field label changed from "Product Generic Name" to "Product INN/Common Name"
AP.13.4	productcompanyname	Product Company Name	M*	1.2.13.4.

AP.13.5	productstrength	Product Strength Name	M*	1.2.13.5.
AP.13.6	productform	Product Form Name	M*	1.2.13.6.
AP.13.7	packagedesc	Package Description	O (as per technical rules) M (as per business rules)	1.2.14.
AP.14	comments	Comment	M*	1.2.15.
	<b>Elements within the Authorised Pharmaceutical Forms element AP.XX authpharmforms</b>		<b>M</b>	
AP.APF	authpharmform	Authorised Pharmaceutical form	M	1.2.16.
PP.1	pharmform	(Administrable) Pharmaceutical form	M	1.2.17.1.
	<b>The Pharmaceutical Product – Active Ingredient element PP.ACT activeingredient</b>		<b>M</b>	
PP.ACT.1	substancecode	Substance Name	M	1.2.17.4.
@ PP.ACT.1..1	(@)resolutionmode		M	See <a href="#">Chapter 3.I of the Detailed guidance: Extended EudraVigilance product report message (XEVPRM) technical specifications</a>
PP.ACT.2	concentrationtypecode	Amount Value Type	M	1.2.17.6.
PP.ACT.3	lowamountnumervalue	Low Amount Numerator Value	M	(Low Amount) Numerator Value (PP.ACT.3)
PP.ACT.4	lowamountnumerprefix	Low Amount Numerator prefix	M	(Low Amount) Numerator Prefix (PP.ACT.4)
PP.ACT.5	lowamountnumerunit	Low Amount Numerator Unit	M	(Low Amount) Numerator Unit (PP.ACT.5)

PP.ACT.6	lowamountdenomvalue	Low Amount Denominator Value	M	(Low Amount) Denominator Value (PP.ACT.6)
PP.ACT.7	lowamountdenomprefix	Low Amount Denominator prefix	M	(Low Amount) Denominator Prefix (PP.ACT.7)
PP.ACT.8	lowamountdenomunit	Low Amount Denominator Unit	M	(Low Amount) Denominator Unit (PP.ACT.8)
PP.ACT.9	highamountnumervalue	High Amount Numerator Value	M*	High Amount Numerator Value (PP.ACT.9)
PP.ACT.10	highamountnumerprefix	High Amount Numerator prefix	M*	High Amount Numerator Prefix (PP.ACT.10)
PP.ACT.11	highamountnumerunit	High Amount Numerator Unit	M*	High Amount Numerator Unit (PP.ACT.11)
PP.ACT.12	highamountdenomvalue	High Amount Denominator Value	M*	High Amount Denominator Value (PP.ACT.12)
PP.ACT.13	highamountdenomprefix	High Amount Denominator prefix	M*	High Amount Denominator Prefix (PP.ACT.13)
PP.ACT.14	highamountdenomunit	High Amount Denominator Unit	M*	High Amount Denominator Unit (PP.ACT.14)
	<b>The Pharmaceutical Product – Adjuvant elements</b> <b>PP.ADJ adjuvant</b>		<b>M*</b>	
PP.ADJ.1	substancecode	Substance Name	M	1.2.17.10.
@ PP.ADJ.1..1	(@)resolutionmode		M	See <a href="#">Chapter 3.I of the Detailed guidance: Extended EudraVigilance product report message (XEVPRM) technical specifications</a>
PP.ADJ.2	concentrationtypecode	Amount Value Type	M	Same principle as described in 1.2.17.6.
PP.ADJ.3	lowamountnumervalue	Low Amount Numerator Value	M	Same principle as described in (Low Amount) Numerator Value (PP.ACT.3)

PP.ADJ.4	lowamountnumerprefix	Low Amount Numerator prefix	M	<i>Same principle as described in (Low Amount) Numerator Prefix (PP.ACT.4)</i>
PP.ADJ.5	lowamountnumerunit	Low Amount Numerator Unit	M	<i>Same principle as described in (Low Amount) Numerator Unit (PP.ACT.5)</i>
PP.ADJ.6	lowamountdenomvalue	Low Amount Denominator Value	M	<i>Same principle as described in (Low Amount) Denominator Value (PP.ACT.6)</i>
PP.ADJ.7	lowamountdenomprefix	Low Amount Denominator prefix	M	<i>Same principle as described in (Low Amount) Denominator Prefix (PP.ACT.7)</i>
PP.ADJ.8	lowamountdenomunit	Low Amount Denominator Unit	M	<i>Same principle as described in (Low Amount) Denominator Unit (PP.ACT.8)</i>
PP.ADJ.9	highamountnumervalue	High Amount Numerator Value	M*	<i>Same principle as described in High Amount Numerator Value (PP.ACT.9)</i>
PP.ADJ.10	highamountnumerprefix	High Amount Numerator prefix	M*	<i>Same principle as described in High Amount Numerator Prefix (PP.ACT.10)</i>
PP.ACT.11	highamountnumerunit	High Amount Numerator Unit	M*	<i>Same principle as described in High Amount Numerator Unit (PP.ACT.11)</i>
PP.ADJ.12	highamountdenomvalue	High Amount Denominator Value	M*	<i>Same principle as described in High Amount Denominator Value (PP.ACT.12)</i>
PP.ADJ.13	highamountdenomprefix	High Amount Denominator prefix	M*	<i>Same principle as described in High Amount Denominator Prefix (PP.ACT.13)</i>
PP.ADJ.14	highamountdenomunit	High Amount Denominator Unit	M*	<i>Same principle as described in High Amount Denominator Unit (PP.ACT.14)</i>
	<b>The Pharmaceutical Product – Excipient element</b> <b>PP.EXC excipient</b>		<b>M*</b>	

PP.EXC.1	substancecode	Substance Name	M	1.2.17.8.
@ PP.EXC.1..1	(@)resolutionmode		M	See <a href="#">Chapter 3.I of the Detailed guidance: Extended EudraVigilance product report message (XEVPRM) technical specifications</a>
PP.EXC.2	concentrationtypecode	Amount Value Type	O	<i>Same principle as described in 1.2.17.6.</i>
PP.EXC.3	lowamountnumervalue	Low Amount Numerator Value	O	<i>Same principle as described in (Low Amount) Numerator Value (PP.ACT.3)</i>
PP.EXC.4	lowamountnumerprefix	Low Amount Numerator prefix	O	<i>Same principle as described in (Low Amount) Numerator Prefix (PP.ACT.4)</i>
PP.EXC.5	lowamountnumerunit	Low Amount Numerator Unit	O	<i>Same principle as described in (Low Amount) Numerator Unit (PP.ACT.5)</i>
PP.EXC.6	lowamountdenomvalue	Low Amount Denominator Value	O	<i>Same principle as described in (Low Amount) Denominator Value (PP.ACT.6)</i>
PP.EXC.7	lowamountdenomprefix	Low Amount Denominator prefix	O	<i>Same principle as described in (Low Amount) Denominator Prefix (PP.ACT.7)</i>
PP.EXC.8	lowamountdenomunit	Low Amount Denominator Unit	O	<i>Same principle as described in (Low Amount) Denominator Unit (PP.ACT.8)</i>
PP.EXC.9	highamountnumervalue	High Amount Numerator Value	O	<i>Same principle as described in High Amount Numerator Value (PP.ACT.9)</i>
PP.EXC.10	highamountnumerprefix	High Amount Numerator prefix	O	<i>Same principle as described in High Amount Numerator Prefix (PP.ACT.10)</i>
PP.EXC.11	highamountnumerunit	High Amount Numerator Unit	O	<i>Same principle as described in High Amount Numerator Unit (PP.ACT.11)</i>

PP.EXC.12	highamountdenomvalue	High Amount Denominator Value	O	<i>Same principle as described in High Amount Denominator Value (PP.ACT.12)</i>
PP.EXC.13	highamountdenomprefix	High Amount Denominator prefix	O	<i>Same principle as described in High Amount Denominator Prefix (PP.ACT.13)</i>
PP.EXC.14	highamountdenomunit	High Amount Denominator Unit	O	<i>Same principle as described in High Amount Denominator Unit (PP.ACT.14)</i>
	<b>The Pharmaceutical Product element PP pharmaceuticalproduct</b>		<b>M</b>	
PP.1	pharmformcode	Administrable Pharmaceutical Form	M	1.2.17.1.  EV Web Field label changed from "Pharmaceutical Form" to "Administrable Pharmaceutical Form"
@PP.1..1	(@)resolutionmode		M	See <a href="#">Chapter 3.I of the Detailed guidance: Extended EudraVigilance product report message (XEVPRM) technical specifications</a>
	<b>Elements within the Authorised Product – Product Indication element AP.IND productindication</b>		<b>M</b>	
AP.IND.1	meddraversion	MedDRA Version	M	1.2.19.1.
AP.IND.2	meddralevel	MedDRA Level	M	1.2.19.2.
AP.IND.3	meddracode	MedDRA Term	M	1.2.19.3.
	<b>The Pharmaceutical Product – Administration Route element PP.AR adminroute</b>		<b>M</b>	

PP.AR.1	adminroutecode	Route Of Administration	M	1.2.17.2.
@ PP.AR.1..1	(@)resolutionmode		M	See <a href="#">Chapter 3.I of the Detailed guidance: Extended EudraVigilance product report message (XEVPRM) technical specifications</a>
	<b>Elements within the Authorised Product – ATC element AP.ATC productatc</b>		<b>M</b>	
AP.ATC.1	atccode	ATC Code	M	1.2.18.
@ AP.ATC.1..1	(@)resolutionmode		M	See <a href="#">Chapter 3.I of the Detailed guidance: Extended EudraVigilance product report message (XEVPRM) technical specifications</a>
	<b>The Pharmaceutical Product – Medical Device elements</b>		M*	
PP.MD.1	medicaldevicecode	Medical Device	M	1.2.17.12.
AP.PEV.1	devevcode	Previous EV Code	M*	1.2.20.
	<b>The Authorised Product – Printed Product Information Attachment element AP.PPI ppiattachment</b>		<b>M</b>	
AP.PPI.1	attachmentcode	Product Attachment	M	1.2.21.1.
@ AP.PPI.1..1	(@)resolutionmode		M	See <a href="#">Chapter 3.I of the Detailed guidance: Extended EudraVigilance product report message (XEVPRM) technical specifications</a>
AP.PPI.2	validitydeclaration	Validity Declaration	M*	1.2.21.2.

## 1.2. Authorised medicinal product - element structure

The below schema shows the individual data fields/sections to be provided for an authorised medicinal product submission.

The XEVPRM field description may differ from the XEVMPDweb field description and for that reason each field name also references the assigned XEVPRM field code (e.g., AP.13.4, AP.PPI.1). For example:

### Field AP.13.1

XEVPRM field description = "productname"

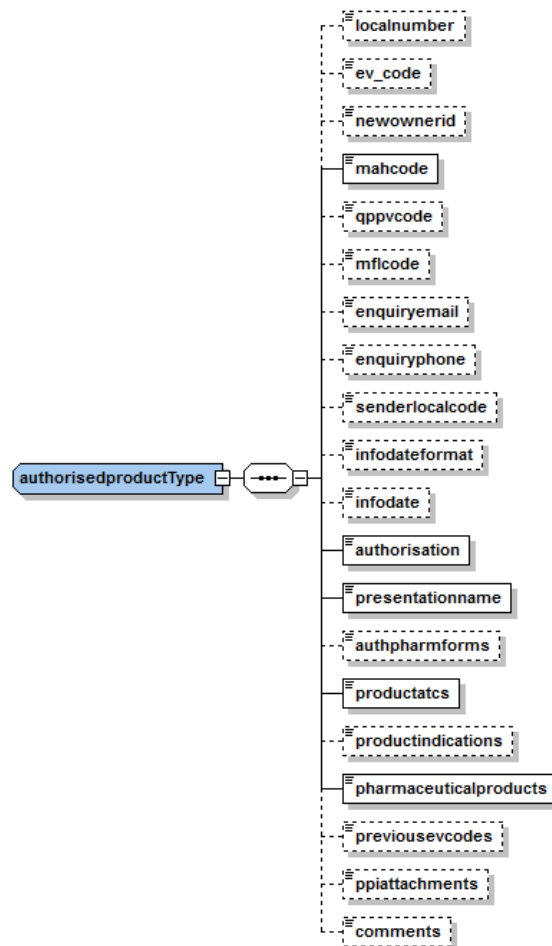
XEVMPDweb field description = "Full Presentation Name"

### Field AP.13.3

XEVPRM field description = "productgenericname"

XEVMPDweb field description = "Product INN/Common Name"

In 16 June 2014, the XEVPRM schema was amended to allow for submission of additional information:



### 1.2.1. Local Number (AP.1)

#### *Mandatory optional information*

**A unique reference number for an AMP entity in an XEVPRM after an operation type 'Insert' (1) was applied must be assigned.**

When an authorised medicinal product is submitted in an XEVPRM with operation 'Insert' (1), a local number must be assigned to this product:

- If the insert is performed via an XEVPRM created in XEVMPDweb, the local number is generated automatically by the system.
- If the insert is performed by Gateway users, their internal submission tool should generate and assign the local number.

When the XEVPRM Acknowledgement is received, and providing that the submission was successful, this local number should be used to identify the corresponding EV Code.

EXAMPLE: XEVPRM - Insert of an AMP

```
<authorisedproducts>
<authorisedproduct operationtype="1">
  <localnumber>9</localnumber>
</authorisedproduct>
<presentationname>
</presentationname>
<productname>Example ProductXYZ</productname>
</authorisedproducts>
```

EXAMPLE - XEVPRM Acknowledgement received following an insert of an AMP

```
- <reportacknowledgment>
  <reportname>AUTHORISEDPRODUCT</reportname>
  <localnumber>9</localnumber>
  <ev_code>PRD123456</ev_code>
  <operationtype>1</operationtype>
  <operationresult>2</operationresult>
  <operationresultdesc>Entity inserted successfully Version 1 The product will be
    validated by the EMA in due course. When validated you will receive a further
    acknowledgement with the message number: "Product Validated PRD123456
    Version [Version Number] / [Date and Time]"</operationresultdesc>
</reportacknowledgment>
</acknowledgment>
</evprmack>
```

See also document [Quality Control of medicinal product data submitted as per the legal requirement introduced by Article 57\(2\) of Regulation \(EC\) No 726/2004](#) for related information.

### 1.2.2. EV Code (AP.2)

#### *Mandatory optional information*

**The EudraVigilance (EV) Code of the authorised medicinal product must be specified if the operation type is NOT an 'Insert' (1).**

I.e., if a maintenance related operations are performed on an authorised medicinal product entity which was successfully inserted in the XEVMPD, the EV Code of the AMP entity must be referenced in this data field.

### 1.2.3. New Owner ID (AP.3)

This field is reserved for EMA use only.

### 1.2.4. Marketing authorisation holder (MAH) (AP.4)

#### *Mandatory information*

**The marketing authorisation holder code corresponding to the legal entity of the medicinal product in a given country as indicated in section 7. Marketing Authorisation Holder of the SmPC must be specified.**

- If the MAH organisation was previously successfully submitted in the XEVMPD, and an MAH organisation EV Code had been assigned, the MAH can be selected from the available **remote look-up table** (XEVMPDweb users).

Gateway users should populate the 'MAH code' field (AP.4) with the assigned organisation EV Code received in the XEVPRM Acknowledgement.

- If the MAH organisation is not present in the XEVMPD and it is being submitted together with the product information via the same XEVPRM, the MAH can be selected from the available **local look-up table** (XEVMPDweb users). See section [1.6. Initial submission of a marketing authorisation holder \(MAH\) organisation](#) of this document for further information on how to submit an MAH organisation in the XEVMPD.

#### **NOTE 1**

The most up-to-date list of available MAH organisations with their assigned EV Codes, can be found in the MAH remote look-up table in XEVMPD User interface (XEVMPDweb).

The 'MAH' remote look-up table in XEVMPDweb contains details of the marketing authorisation holder organisations available in the XEVMPD, as they were submitted by MAH users. The table does not contain:

- the list of organisations registered with EudraVigilance nor
- the list of all organisations available in the [Organisations Management System \(OMS\)](#).

The list of organisations registered with EudraVigilance is a list of all registered stakeholders (regulators, pharmaceutical industry, and sponsors) and is accessible to registered users in the [restricted area of the EudraVigilance Human website](#).

The list of organisations available in OMS can be [exported from OMS](#). Integration between EudraVigilance and OMS is completed and therefore all organisation EV Codes are available in the 'Mappings' sections of MAH records in OMS.

Until February 2023, the EMA used to publish the list of MAH organisations, with the assigned EV Codes, available in the XEVMPD. [The published MAH CV list is no longer updated](#); MAHs should check the required organisation details in XEVMPDweb or in OMS.

### 1.2.5. Qualified Person responsible for Pharmacovigilance (QPPV) code (AP.5)

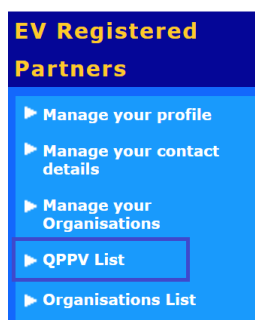
#### **Mandatory information**

**The QPPV code of the QPPV responsible for the authorised medicinal product must be specified.**

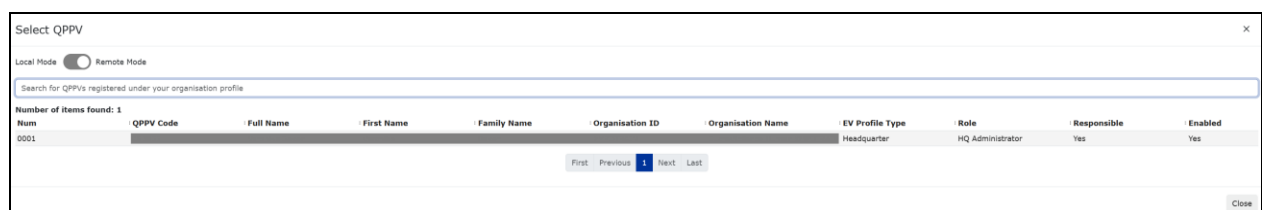
The QPPV code is assigned by the Agency's EudraVigilance user & organisation management system.

The QPPV code can be retrieved by registered users from:

- the [EudraVigilance restricted area, section 'QPPV list'](#) within the 'EV Registered Partners' section:



- the 'QPPV' look-up table in XEVMPDweb:

A screenshot of a web application window titled 'Select QPPV'. It has a search bar and a table with one row of data. The table columns are: Num, QPPV Code, Full Name, First Name, Family Name, Organisation ID, Organisation Name, EV Profile Type, Role, Responsible, and Enabled. The row contains: 0001, [redacted], [redacted], [redacted], [redacted], [redacted], [redacted], Headquarter, HQ Administrator, Yes, Yes. There are navigation buttons (First, Previous, Next, Last) and a Close button at the bottom right.

From 26 January 2026, it is no longer technically possible to reference in AMP entries in the XEVMPD a QPPV code associated with a virtual affiliate profile. MAHs should reference either the QPPV code associated with their HQ profile, or a QPPV code associated with a (legal) affiliate profile registered under the HQ profile (if applicable), in their AMPs.

If the required QPPV does not exist in the XEVMPD, please refer to section [1.3. Initial submission of a QPPV information](#) of this document for information on how to submit QPPV information in the XEVMPD.

MAHs must ensure that the QPPV Code referenced in their AMPs is a valid QPPV Code referring to a current QPPV (e.g., the QPPV Code is not "retired").

### 1.2.6. Pharmacovigilance System Master File Location (PSMFL) Code (AP.6)

#### **Mandatory information**

**The Pharmacovigilance System Master File Location (PSMFL) EV Code of the place, where the PSMF for the authorised medicinal product is located, must be specified.** ~~if the PSMFL information was submitted in the XEVMPD and the PSMFL code is available.~~

From 2 July 2015 MAHs are required to submit the Pharmacovigilance System Master File information to the Article 57 database. The PSMFL EV Code must therefore be referenced in the AMP entity.

MFL EV Code is a unique code assigned by the XEVMPD to a specific PSMF and PSMF location.

- If the PSMFL information was previously successfully submitted in the XEVMPD, and a PSMFL EV Code had been assigned, the PSMFL can be selected from the available **remote look-up table** in XEVMPDweb.

Gateway users should populate the 'Master File Location' field (AP.6) with the assigned MFL EV Code received in the XEVPRM Acknowledgement.

- If the PSMFL information is not present in the XEVMPD and it is being submitted together with the product information via the same XEVPRM, the PSMFL can be selected from the available **local look-up table** (XEVMPDweb users). See section [1.11. Initial submission of Pharmacovigilance System Master File \(PSMF\) information](#) of this document for further information.

Information on how the PSMFL entity should be maintained is described in section [2.3. Maintenance of a Pharmacovigilance System Master File Location \(PSMFL\) entity](#).

### 1.2.7. Pharmacovigilance enquiry email (AP.7)

#### **Mandatory information**

**The email address, where enquiries related to Pharmacovigilance can be submitted, must be specified.**

The marketing authorisation holder needs to decide, which email address they wish to specify for dealing with Pharmacovigilance enquiries. The contact information for Pharmacovigilance enquires (e-mail and phone) is made [public](#) by the Agency.

No trailing spaces should be entered after the email address in the XEVPRM submission as this will lead to the XEVPRM being rejected by the system; in such case, the message "Missing Mandatory Information - Enquiry mail is not a valid email address" will be included in the XEVPRM Acknowledgement.

### 1.2.8. Pharmacovigilance enquiry phone (AP.8)

#### *Mandatory information*

***The phone number, where enquiries related to Pharmacovigilance can be directed, must be specified.***

The marketing authorisation holder needs to decide, which phone number they wish to specify for dealing with Pharmacovigilance enquiries. It may be the same as the phone number of the QPPV. The contact information for Pharmacovigilance enquires (e-mail and phone) is made [public](#) by the Agency.

### 1.2.9. Sender local code (AP.9)

#### *Optional information*

***The sender local code for the authorised medicinal product used by the marketing authorisation holder for internal reference purposes may be specified.***

The sender local code specified by the MAH is not used in the XEVMPD for maintenance. It can be any technical code.

### 1.2.10. Info date format (AP.10)

#### *Mandatory Optional information*

***The format of the info date should correspond to "102" for "CCYYMMDD".***

In XEVMPDweb, the date will be displayed in the format dd-mm-yyyy (i.e. day-month-year).

### 1.2.11. Info date (AP.11)

#### *Mandatory Optional information*

***The date, when the lifting of suspension of the marketing authorisation becomes effective, must be specified when "Authorisation Status" changes from "Valid - Suspended" to any "Valid" status.***

The "Info date" field (AP.11) is linked to the "Authorisation status" information.

When the "Authorisation status" (AP.12.3) changes from "Valid – Suspended (2)" to:

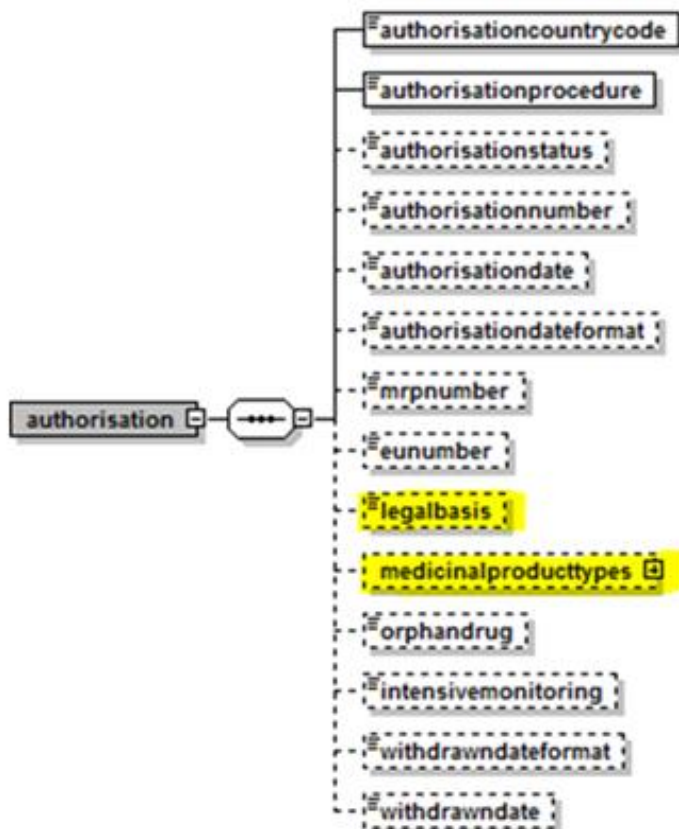
- Valid (1); or
- Valid – Renewed/Varied Marketing Authorisation (8); or
- Valid - Transferred Marketing Authorisation (9);

then the data element in "Info date" field (AP.11) should indicate the date when the lifting of the suspension of the marketing authorisation becomes effective.

It is not technically possible to specify a future date in this data element (i.e., the date must either be the same as the date of submission or precede the date of submission of your XEVPRM).

### 1.2.12. AMP - Authorisation details element structure (AP.12)

XEVPRM schema of Authorisation section  
in use as of **16 June 2014**



#### 1.2.12.1. Authorisation country code (AP.12.1)

##### **Mandatory information**

**The country code of the country of authorisation must be specified.**

The country code is to be specified using the ISO-3166-1 standard. The official list of ISO 3166-1 country codes is maintained by the [International Organization for Standardization \(ISO\)](http://www.iso.org).

- For medicinal products authorised under the **centralised procedure in EU member states**, "European Union (EU)" should be specified.

~~— Until the date on which Regulation (EU) 2023/1182 became applicable, 'EU' included the territory of Northern Ireland.~~

~~— After the date on which Regulation (EU) 2023/1182 become applicable (1 January 2025), referencing 'EU' as the country of authorisation no longer includes the territory of Northern Ireland.~~

- For medicinal products authorised through the **centralised procedure in Liechtenstein, Norway, and Iceland**, the applicable country code (i.e., LI/NO/IS) must be specified.
- For medicinal products authorised under a **national procedure (NAP), the mutual recognition procedure (MRP) and/or the decentralised (DCP) procedure**, the applicable EEA country should be specified. See also [NOTE 2](#) for related information.
- For medicinal products authorised under a **non-EU authorisation procedure**, a non-EEA country should be specified.

Medicinal products authorised through a non-EU procedure are submitted in the XEVMPD on voluntary basis. Such products are not within the scope of Article 57(2) requirements.

## NOTE 2

- For United Kingdom, the code "GB" should be used as the officially assigned code in accordance with the [ISO country codes](#) in case of voluntary submission of information on medicinal products with marketing authorisation valid in England, Wales and Scotland.  
  
"UK" is a "reserved code" assigned at the request of the national ISO member bodies, governments, and international organizations. This applies to certain code elements required to support a particular application as specified by the requesting body and limited to such use. Any further use of such code elements is subject to approval by the ISO 3166/MA. More information about the reserved codes can be found on the [ISO website](#).
- For Greece, the code "GR" (not "EL") should be used as the officially assigned code in accordance with the [ISO country codes](#).
- For "United Kingdom (Northern Ireland)" the assigned country code "XI" should be used in submissions of information on medicinal products with marketing authorisation valid in the territory of Northern Ireland.

### 1.2.12.2. Authorisation procedure (AP.12.2)

#### **Mandatory information**

**The procedure, through which the medicinal product was authorised, must be specified.**

List of available authorisation procedure values can be found in the ['eXtended Eudravigilance Product Dictionary \(XEVMPD\) authorisation procedures' list](#) published on the ['Guidance documents related to data submission for authorised medicines' webpage](#).

- **EU authorisation procedures - Centralised Procedure (1)**: must be selected when entering information for a centrally authorised medicinal product.
  - The authorisation country code (AP.12.1) must be specified as "EU".

- For medicinal products authorised in Liechtenstein, Norway, and Iceland through the **centralised procedure** the applicable country code (i.e., LI/NO/IS) must be specified.

See the Commission's website for information on the [centralised procedure](#).

- **EU authorisation procedures - Mutual Recognition Procedure (3)**: must be selected when entering mutually recognised medicinal product and in case of a repeat-use procedure.
  - The authorisation country code (AP.12.1) must be specified as one of the EEA countries and/or as "XI". See [NOTE 2](#) for information related to some specific country codes.

See the Commission's website for information on the [mutual recognition procedure](#).

- **EU authorisation procedures - National Procedure (4)**: must be selected when entering nationally authorised medicinal products.
  - The authorisation country code (AP.12.1) must be specified as one of the EEA countries and/or as "XI". See [NOTE 2](#) for information related to some specific country codes.
- **Non EU authorisation procedure (5)**: must be selected when entering medicinal products authorised outside the EEA.
  - The authorisation country code (AP.12.1) must not be specified as "EU" or any of the EEA countries and/or "XI". See [NOTE 2](#) for information related to some specific country codes.

- **EU authorisation procedures - Decentralised Procedure (7)**: must be selected when entering medicinal product authorised in decentralised procedure.
  - The authorisation country code (AP.12.1) must be specified as one of the EEA countries and/or as "XI". See [NOTE 2](#) for information related to some specific country codes.

See the Commission's website for information on the [decentralised procedure](#).

- **EU authorisation procedures - Traditional use registration for herbal medicinal products (11)**: must be selected when entering herbal medicinal products registered under the Traditional Herbal Medicines Registration Scheme.
  - The authorisation country code (AP.12.1) must be specified as one of the EEA countries and/or as "XI". See [NOTE 2](#) for information related to some specific country codes.

- **EU authorisation procedures - Simplified registration procedure for homeopathic medicinal products (12)**: must be selected when entering homeopathic medicinal products registered through the simplified registration procedure.
  - The authorisation country code (AP.12.1) must be specified as one of the EEA countries and/or as "XI". See [NOTE 2](#) for information related to some specific country codes.

- **EU other approval/authorisation procedure (13)** must be selected in case of voluntary submission of medicinal product information not authorised in the European Union (EU) and the European Economic Area (EEA), and administered under emergency use, compassionate use, or other national schemes.
  - The authorisation country code (AP.12.1) must be specified as one of the EEA countries and/or as "XI". See [NOTE 2](#) for information related to some specific country codes.

### NOTE 3

- In case of voluntary submission of medicinal product falling outside the scope of Article 57(2) requirements and for which a marketing authorisation is not granted (e.g., herbal medicinal product with no registration) the value "EU authorisation procedures - National Procedure (4)" should be selected.
  - Indication of the legal basis or the medicinal product type must be provided in data fields "Legal Basis" (AP.12.13) and "Medicinal Product Type" (AP.12.MPTs).
  - The "Authorisation country code" (AP.12.1) must be specified as one of the EEA countries and/or as "XI". See [NOTE 2](#) for information related to some specific country codes.
- In case of voluntary submission of information on medicinal products without a marketing authorisation granted in the EU/EEA, which are provided under emergency use, compassionate use or other national schemes, and which fall outside the scope of Article 57(2) requirements, the value "**EU other approval/authorisation procedure (13)**" should be selected.
  - Indication of the legal basis or the medicinal product type must be provided in data fields "Legal Basis" (AP.12.13).
  - The "Authorisation country code" (AP.12.1) must be specified as one of the EEA countries and/or as "XI". See [NOTE 2](#) for information related to some specific country codes.

#### **1.2.12.3. Authorisation status (AP.12.3)**

##### **Mandatory information**

##### **The status of the authorisation of a medicinal product must be specified.**

The information stated in this field does not refer to the marketing status (i.e., marketed/not marketed).

List of available authorisation status values can be found in the ['eXtended Eudravigilance Product Dictionary \(XEVMPPD\) authorisation status' list](#) published on the ['Guidance documents related to data submission for authorised medicines' webpage](#).

- **Valid (1):** applicable to a medicinal product for which the marketing authorisation is valid.
- **Valid - Suspended (2):** applicable to a medicinal product for which the marketing authorisation is suspended. When the suspension has been lifted, the status of the medicinal product should be changed either to a "valid" status or to a "not valid" status (e.g., revoked or withdrawn) as applicable.
- **Not valid - Withdrawn by marketing authorisation holder (3):** applicable to a medicinal product for which the marketing authorisation has been withdrawn by the marketing authorisation holder.
- **Not valid - Revoked by Competent Authority (4):** applicable to a medicinal product for which the marketing authorisation has been revoked by a Competent Authority/European Commission.
- **Not valid - Not renewed by Competent Authority (5):** applicable to a medicinal product for which the marketing authorisation has not been renewed by the Competent Authority/European Commission.

- **Not valid - Not submitted for renewal by marketing authorisation Holder (6):** applicable to a medicinal product for which the marketing authorisation holder did not submit a request for renewal.
- **Not valid - Expired due to Sunset Clause (7):** applicable to a medicinal product for which the marketing authorisation has expired due to the [Sunset Clause](#).
- **Valid – Renewed/Varied Marketing Authorisation (8):** applicable to a medicinal product for which the marketing authorisation has been renewed or varied and a new marketing authorisation number has been assigned by the National Competent Authority.
- **Valid - Transferred Marketing Authorisation (9):** applicable to a medicinal product for which the marketing authorisation was transferred from one marketing authorisation holder to another.

*This authorisation status is to be used by the new MAH as part of the transfer of marketing authorisation process.*

- **Not Valid – Superseded by Marketing Authorisation Renewal/Variation (10):** applicable to a medicinal product for which the marketing authorisation has been renewed or varied and a new marketing authorisation number has been assigned by the National Competent Authority.
- **Not Valid - Superseded by Marketing Authorisation Transfer (11):** applicable to a medicinal product for which the marketing authorisation was transferred from one marketing authorisation holder to another.

*This authorisation status is to be used by the former MAH as part of the transfer of marketing authorisation process.*

- **'Valid – pending national phase' (12):** applicable to a medicinal product for which the marketing authorisation under the [mutually recognised and/or decentralised procedure](#) is pending.

This MA status is not applicable for pending purely national authorisation procedure approvals.

*This authorisation status is to be used only when the medicinal product has been newly authorised by the Reference Member State (RMS) but is under evaluation in the Concerned Member State(s) [CMS(s)] and the medicinal product has therefore not yet been authorised by the CMS(s):*

- *In the authorised medicinal product entry of the RMS, the authorisation status should be referenced as 'Valid' (1).*
- *In the authorised medicinal product entry/entries of the CMS(s), the authorisation status should be 'Valid – pending national phase' (12).*

*Once the product is authorised in CMS(s), the authorisation status should be updated to 'Valid' and the product information (such as the authorisation date, authorisation number, legal basis, the medicinal product name, attachment etc.) should be updated accordingly.*

See Q&A 1.18. [Submission of information for medicinal products for which the marketing authorisation under the mutually recognised and/or decentralised procedure is pending](#) of the [Electronic submission of Article 57\(2\) data: questions and answers document](#) for additional information on how to manage this type of product records in the Article 57 database.

*This status **shall not** be used when a variation is being evaluated by the CMSs once they have already authorised the initial MAA of the product.*

## NOTE 4

AMPs for which the marketing authorisation was transferred to another MAH should be submitted in the XEVMPD with the authorisation status "Valid – Transferred Marketing Authorisation" (9). It can change from "Valid – Transferred Marketing Authorisation" to "Valid – Suspended" and then back to "Valid – Transferred Marketing Authorisation".

"Valid – Transferred Marketing Authorisation" can also change to "Valid – Renewed/Varied Marketing Authorisation" but not back to "Valid – Transferred Marketing Authorisation".

Please note that when a marketing authorisation was transferred, the authorisation status can never be "Valid" when the new MAH received the previous EV Code (from the previous MAH).

### 1.2.12.4. Authorisation number (AP.12.4)

#### **Mandatory information**

**Marketing authorisation number assigned by the Competent Authority and as stated in the SmPC must be specified** – See [EXAMPLE 7](#).

Only one number must be stated in this data element.

If multiple authorisation numbers are stated in the SmPC [e.g., in section 8. Marketing authorisation number(s) of the corresponding SmPC], multiple product entities should be submitted in the XEVMPD. Package size corresponding to the individual authorisation number must be included in the "Package Description" field (AP.13.7) in accordance with information in the [Pack Size Submissions: from XEVMPD to PMS presentation](#). See [EXAMPLE 8](#).

If the authorisation numbers are specified in the format XXXX/XXX-XXX (e.g., 1234/001-003) then multiple authorised medicinal product entities should be submitted, each referencing the specific authorisation number (i.e., 1234/001, 1234/002, 1234/003).

Scenario 1:

The SmPC of a medicinal product authorised in Romania states the following information:

#### **1. Name of the medicinal product**

Paracetamol Plus PharmaK 500 mg comprimate

#### **8. Authorisation number(s)**

1234/2014/01-04

Based on the above example, four medicinal product entities should be submitted in the XEVMPD, each referencing the applicable authorisation number (i.e., 1234/2014/01, 1234/2014/02, 1234/2014/03, 1234/2014/04).

Scenario 2:

The SmPC of a centrally authorised medicinal product states the following information:

#### **1. Name of the medicinal product**

Macys 100 mg tablets

#### **8. Authorisation number(s)**

EU/1/13/016/003-007

Based on the above example, five medicinal product entities should be submitted in the XEVMPD, each referencing the applicable authorisation number (i.e., EU/1/13/016/003, EU/1/13/016/004, EU/1/13/016/005, EU/1/13/016/006, EU/1/13/016/007).

For medicinal products authorised **nationally in France**; a 'package number' is stated in section 8 of the SmPC but it does not correspond to the marketing authorisation number (i.e. NL number) stated in the marketing authorisation document. Taking into consideration that the NL number is confidential, and, as per the request of the French National Competent Authority, **from January 2025**, MAHs are required to reference either the CIS number (covering all pack sizes) or the CIP number (assigned to each individual pack size) in the 'Authorisation number' field of the product entry in the XEVMPD:

- If the MAH wishes to submit in the XEVMPD one product record for all pack sizes, then the **CIS** number must be referenced in the 'Authorisation number' field. The number is formed of 8 characters with the format *6nnnnnnn*.
- If the MAH wishes to submit in the XEVMPD one product record for each individual pack size, then the **CIP** number must be referenced in the 'Authorisation number' field. The number is formed of 13 characters with the format *34009nnnnnnnn*.

Records already submitted to XEVMPD and referencing the NL number should therefore be updated by the MAH to reflect either the CIP or CIS number as applicable.

For **centrally authorised medicinal products** the format of the authorisation number must be "EU/1/YY/NNN/NNN" or "EU/1/YY/NNNN/NNN" (as applicable) – see [EXAMPLE 5](#) and [EXAMPLE 9](#).

For centrally authorised medicinal products (CAPs) the marketing authorisation number as assigned by the European Commission and as stated in section 8. Marketing authorisation number(s) of the SmPC must be entered in the "Authorisation Number" field (AP.12.4) as well as in the "EU Number" field (AP.12.8) – See [EXAMPLE 5](#) and [EXAMPLE 9](#).

## EXAMPLE 7

The SmPC of a medicinal product with a valid MA in Northern Ireland states the following information:

### 1. Name of the medicinal product

Kassa tablets

### 8. Authorisation number(s)

PL 1234/0001

Based on the information stated in section 8. Authorisation number(s) of the SmPC (i.e., one authorisation number listed), one medicinal product entries should be submitted to the XEVMPD:

"Full Presentation Name" (AP.13.1) = Kassa tablets

"Authorisation Number" (AP.12.4) = PL 1234/0001

## EXAMPLE 8

The SmPC of a medicinal product with a valid MA in Northern Ireland states the following information:

### 1. Name of the medicinal product

Triamcinolone acetonide tablets

## 8. Authorisation number(s)

PL 12345/0001

PL 12345/0002

Based on the information stated in section 8. Authorisation number(s) of the SmPC (i.e., two authorisation numbers listed), two medicinal product entries should be submitted to the XEVMPD:

### *AMP entity 1:*

"Full Presentation Name" (AP.13.1) = Triamcinolone acetonide tablets

"Authorisation Number" (AP.12.4) = PL 12345/0001

### *AMP entity 2:*

"Full Presentation Name" (AP.13.1) = Triamcinolone acetonide tablets

"Authorisation Number" (AP.12.4) = PL 12345/0002

## EXAMPLE 9

AMP authorised in the centralised procedure with EU number: EU/1/23/4569/789 and EMEA number: EMEA/H/C/123456 should be entered in the corresponding fields as follows:

Authorisation Procedure" (AP.12.2) = EU authorisation procedures - Centralised Procedure

"Authorisation Number" (AP.12.4) = EU/1/23/4569/789

"MRP/DCP/EMEA Number" (AP.12.7) = EMEA/H/C/123456

"EU Number" (AP.12.8) = EU/1/23/4569/789

### **1.2.12.5. Authorisation/renewal date (AP.12.5)**

#### **Mandatory information**

***The date when the first authorisation was granted by the authorising body, or the date when the renewal was granted (whichever is the latest), must be specified in line with section 9. Date of first authorisation/renewal of the authorisation of the SmPC.***

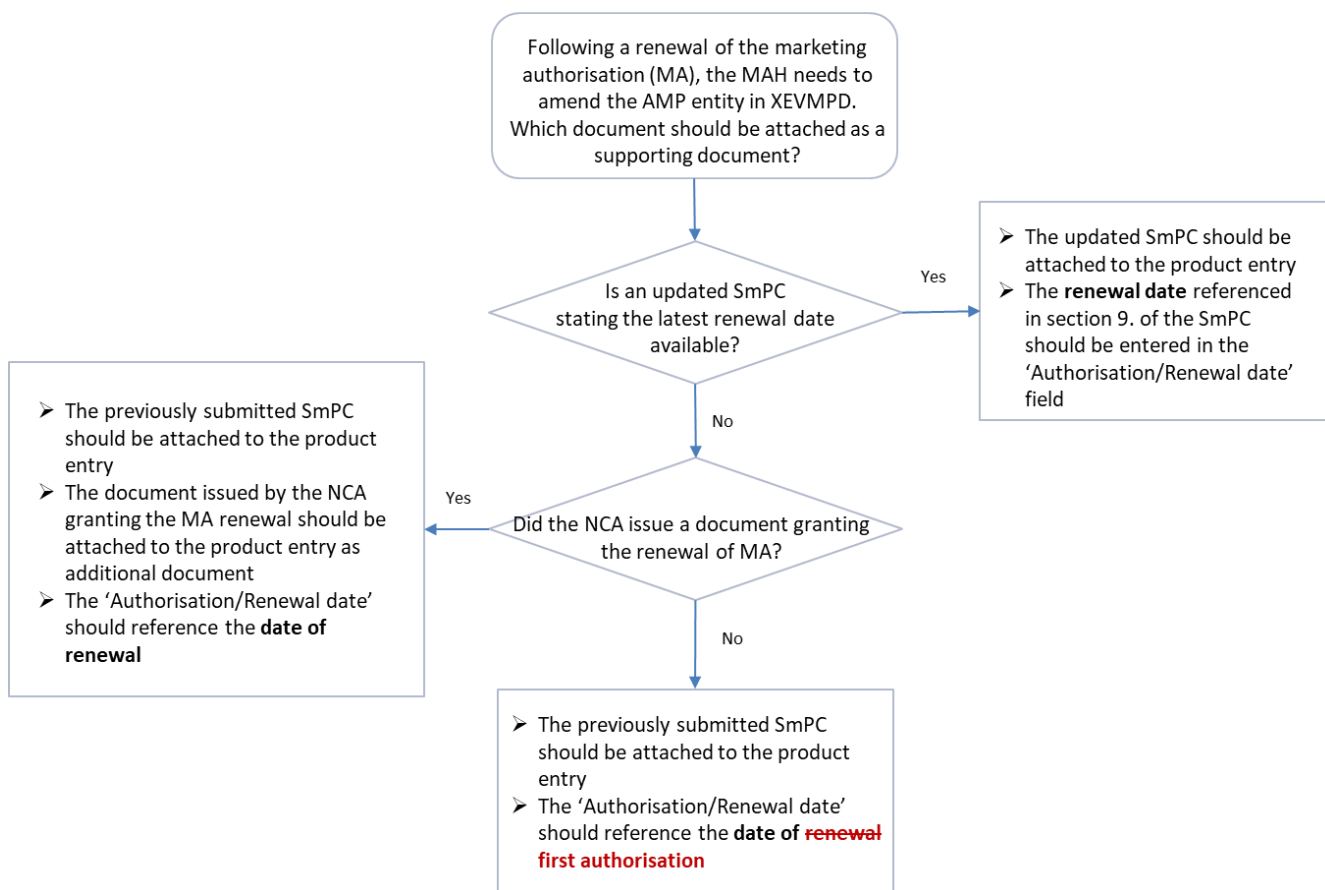
The authorisation date is linked to the regulatory status of the medicinal product:

- The date when the **first authorisation** was granted by the Authorising Body must be specified when there was no prior renewal of the MA, and the "Authorisation Status" (AP.12.3) is entered as:
  - "Valid (1); or
  - "Valid - Transferred Marketing Authorisation (9)".
- The date when the **renewal** was granted by the Authorising Body must be specified as applicable when the "Authorisation Status" (AP.12.3) is entered as:
  - "Valid (1); or
  - "Valid – Renewed/Varied Marketing Authorisation (8)"

The authorisation/renewal date is to be specified consisting of year, month and day or year and month.

It is possible to specify a future date in this data element; this date must be stated in the attachment referenced in the product entity.

For information on which supporting documentation should be attached to the medicinal product entry following the MA renewal, see the below process map:



### 1.2.12.6. Authorisation/renewal date format (AP.12.6)

#### Mandatory information

**Format of the authorisation/renewal date should correspond to "102" for "CCYYMMDD" or to "610" corresponding to "CCYYMM".**

In XEVMPDweb, the date will be displayed in the format dd/mm/yyyy (i.e. day-month-year) or mm/yyyy (i.e month-year).

### 1.2.12.7. MRP/DCP/EMA number (AP.12.7)

#### Mandatory optional information

**MRP/DCP/EMA Procedure Number must be specified depending on the applicable authorisation procedure.**

Whilst the format of the number for a specific procedure is a unique combination of six sections, i.e., CC/D/nnnn/sss/X/vvv where the "X" represents the type of marketing application to the medicinal product, the number stated in the XEVPRM field "MRP/DCP/EMEA number" (AP.12.7) should not contain the reference to the marketing application (i.e., "MR", "DC" etc.) since the type of marketing authorisation is in the XEVMPD captured in the "Authorisation procedure" field (AP.12.2).

The format of the MRP/DCP number should be the same as in the SmPC (if included) without "MR", "DC" etc. or as stated in the MR Index on the HMA website, which is a combination of only four sections (CC/D/nnnn/sss).

The procedure tracking number is always a four-digit number, and the strength number is a three-digit number.

- **Mutual recognition procedure number** must be specified when the "Authorisation Procedure" (AP.12.2) is entered as "EU authorisation procedures - Mutual Recognition Procedure (3)" – See *EXAMPLE 10*.
  - The MR number for a specific AMP can be found in the [MR Index on the Heads of Medicines Agency's website](#) and/or can be included in the SmPC.
  - The format of the MRP number should be the same as in the SmPC (if included, without the reference to the marketing application, i.e., the text "/MR" or "E") or as stated in the [MR Index on the Heads of Medicines Agency's website](#), i.e., without the reference to the marketing application (i.e., the text "/MR" or "E").
- **Repeat use procedure number** should be entered in the "MRP/DCP/EMEA number" field (AP.12.7) as stated in the MR Index on the HMA website, i.e., as a combination of only four sections (CC/D/nnnn/sss).
  - In case of RUP or line extensions this information is not to be reflected in the procedure number (no addition behind the procedure number UK/H/0234/001/xx => no /xx).

#### **EXAMPLE 10**

AMP authorised in mutual recognition procedure with MR number: SE/H/1111/222 and national authorisation number: PL 12345/123 should be entered in the corresponding fields as follows:

"Authorisation Procedure" (AP.12.2) = EU authorisation procedures - Mutual Recognition Procedure

"Authorisation Number" (AP.12.4) = PL 12345/123

"MRP/DCP/EMEA Number" (AP.12.7) = SE/H/1111/222

"EU Number" (AP.12.8) = <this field should be left blank>

- **Decentralised authorisation procedure number** must be specified when the "Authorisation Procedure" (AP.12.2) is entered as "EU authorisation procedures - Decentralised Procedure (7)" – See *EXAMPLE 11*.
  - DCP number for a specific AMP can be found in the [MR Index on the Heads of Medicines Agency's website](#) and/or can be included in the SmPC.
  - The format of the DCP number should be the same as in the SmPC (if included, without the reference to the marketing application, i.e., the text "/DC") or as stated in the [MR Index on the Heads of Medicines Agency's website](#), i.e., without the reference to the marketing application (i.e., the text "/DC").

## EXAMPLE 11

An AMP authorised in the Czech Republic in decentralised procedure with DCP number: DE/H/1111/001/DC and with the authorisation number 11/222/03-C should be entered in the corresponding fields as follows:

"Authorisation Procedure" (AP.12.2) = EU authorisation procedures - Decentralised Procedure

"Authorisation Number" (AP.12.4) = 11/222/03-C

"MRP/DCP/EMA Number" (AP.12.7) = DE/H/1111/001

"EU Number" (AP.12.8) = <this field should be left blank>

**EMA procedure number** (i.e., EMA "Product number" as referred to/referenced on the EMA website) must be specified when the "Authorisation Procedure" (AP.12.2)" is entered as "EU authorisation procedures - Centralised Procedure (1)" – See [EXAMPLE 9](#).

- The format of the EMA procedure number should be EMA six-digit procedure number (i.e., EMA/H/C/123456) of a specific CAP, as referenced on the [EMA website](#).

### 1.2.12.8. EU number (AP.12.8)

#### **Mandatory optional information**

**The marketing authorisation number as assigned by the EU Commission and as stated in section 8. Marketing authorisation number(s) of the SmPC must be specified.**

When the "Authorisation Procedure" (AP.12.2)" is entered as "EU authorisation procedures - Centralised Procedure (1)", the "EU Number" field (AP.12.8), as well as the "Authorisation Number" field (AP.12.4) must be populated with the EU number.

The format of the EU number must be "EU/1/YY/NNN/NNN" or "EU/1/YY/NNNN/NNN" (as applicable) - See [EXAMPLE 5](#) and [EXAMPLE 9](#).

### 1.2.12.9. Orphan drug status (AP.12.9)

#### **Mandatory information**

**The value indicating whether the AMP is considered an orphan drug medicine must be specified.**

The disease (orphan) designation of a medicinal product from the European Medicines Agency's Committee on Orphan Medicinal Products (COMP) must be specified unless the operation type is 'Nullification (4)' or 'Invalidate MA (6)'. One of the following values is to be specified as applicable:

1 = Yes

2 = No

### 1.2.12.10. Additional monitoring (AP.12.10)

#### **Optional information**

**The value indicating whether the AMP is subject to additional monitoring must be specified.**

Indication for additional monitoring (black triangle/symbol) for a specific AMP can be found in the SmPC of the authorised medicinal product.

Indication whether the medicinal product is subject to additional monitoring must be specified referencing one of the available values:

1 = yes, medicinal product is subject to additional monitoring

2 = no, medicinal product is NOT subject to additional monitoring

#### **1.2.12.11. Invalidated date format (AP.12.11)**

##### **Mandatory optional information**

**Format of the Invalidated date should correspond to "102" for "CCYYMMDD".**

In XEVMPDweb, the date will be displayed in the format dd/mm/yyyy (i.e. day-month-year).

#### **1.2.12.12. Invalidated date (AP.12.12)**

##### **Mandatory optional information**

**The date as of when the "Authorisation status" (AP.12.3) "Not valid" or "Valid - Suspended" becomes effective must be specified depending on the applicable authorisation status.**

- **The date of expiry** of the marketing authorisation must be entered in the "Invalidated date" field (AP.12.12) when one of the below values is used in the "Authorisation status" field (AP.12.3):
  - Not valid - Withdrawn by marketing authorisation holder (3)
  - Not valid - Revoked by Competent Authority (4)
  - Not valid - Not renewed by Competent Authority (5)
  - Not valid - Not submitted for renewal by marketing authorisation Holder (6)
  - Not valid - Expired due to Sunset Clause (7)
- **The date of suspension** of the marketing authorisation must be entered in the "Invalidated date" field (AP.12.12) when the value "Valid – Suspended (2)" is specified in the "Authorisation status" field (AP.12.3).
- **The date of transfer** of the marketing authorisation must be entered in the "Invalidated date" field (AP.12.12) when the value "Not Valid – Superseded by Marketing Authorisation Transfer (11)" is specified in the "Authorisation status" field (AP.12.3).
- **The date of renewal** of the marketing authorisation must be entered in the "Invalidated date" field (AP.12.12) when the value "Not Valid – Superseded by Marketing Authorisation Renewal/Variation (10)" is specified in the "Authorisation status" field (AP.12.3).
- **No value** should be entered in the "Invalidated date" field (AP.12.12) when the marketing authorisation remains valid after the suspension of a marketing authorisation has been lifted - the authorisation status should be changed to one of the other "valid" values (1, 8 or 9) and the date when the suspension was lifted must be specified in the "Info Date" field (AP.11).

For centrally authorised medicinal products, see the below webpages for further information: ['Renewal and annual re-assessment of marketing authorisation' webpage](#) and ['Sunset clause monitoring: Regulatory and procedural guidance' webpage](#).

It is not technically possible to specify a future date in this data element (i.e., the date must either be the same as the date of submission or precede the date of submission of your XEVPRM).

### **1.2.12.13. Legal basis (AP.12.13)**

#### **Mandatory information**

**The description of the legal basis for the marketing authorisation must be specified based on the available values.**

One of the available values must be selected:

- Full application (Article 8(3) of Directive No 2001/83/EC) (1)
- Generic application (Article 10(1) of Directive No 2001/83/EC) (2)
- Hybrid application (Article 10(3) of Directive No 2001/83/EC) (3)
- Similar biological application (Article 10(4) of Directive No 2001/83/EC) (4)
- Well-established use application (Article 10a of Directive No 2001/83/EC) (5)
- Fixed combination application (Article 10b of Directive No 2001/83/EC) (6)
- Informed consent application (Article 10c of Directive No 2001/83/EC) (7)
- Traditional use registration application for a herbal medicinal product (Article 16a of Directive No 2001/83/EC) (8)
- Simplified registration application for a homeopathic medicinal product (Article 14 of Directive No 2001/83/EC) (9)
- Medicinal product authorised according to Article 126a of Directive No 2001/83/EC (10)
- Application according to Article 58 of Regulation (EC) No 726/2004 (11)
- Authorisation according to Article 5(1) of Directive 2001/83/EC (12);
- Authorisation according to Article 5(2) of Directive 2001/83/EC (13);
- Parallel importation notified in accordance with Article 76(3) of Directive 2001/83/EC (14);
- Parallel importation notified in accordance with Article 76(4) of Directive 2001/83/EC (15);
- Available under Article 83(2) of Regulation (EC) No 726/2004 (16).

## **NOTE 5**

As regard medicinal products for which the legal basis of the marketing authorisation predates Directive 2001/83/EC: taking into account that the pharmaceutical *Acquis communautaire* has been amended over time, the legal basis applicable under the current Union legal framework

---

which corresponds to the legal basis in the legislation that was **applicable at time of submission of your application** must be specified.

## NOTE 6

- Where the "Authorisation procedure" (AP.12.2) is specified as "*EU authorisation procedures - Traditional use registration for herbal medicinal products*" (11), the 'Legal basis' should also be selected as "Traditional use registration application for a herbal medicinal product (Article 16a of Directive No 2001/83/EC)" (8);
- Where the "Authorisation procedure" (AP.12.2) is specified as "*EU authorisation procedures - Simplified registration procedure for homeopathic medicinal products*" (12) the 'Legal basis' should also be selected as "Simplified registration application for a homeopathic medicinal product (Article 14 of Directive No 2001/83/EC)" (9).
- Where the "Authorisation procedure" (AP.12.2) is specified as "*EU other approval/authorisation procedure*" (13), one of the below listed 'Legal Basis' should be selected as applicable:
  - Authorisation according to Article 5(1) of Directive 2001/83/EC (12);
  - Authorisation according to Article 5(2) of Directive 2001/83/EC (13);
  - Parallel importation notified in accordance with Article 76(3) of Directive 2001/83/EC (14);
  - Parallel importation notified in accordance with Article 76(4) of Directive 2001/83/EC (15);
  - Available under Article 83(2) of Regulation (EC) No 726/2004 (16).

### **1.2.12.14. Medicinal product types (AP.12.MPT.1)**

#### **Mandatory optional information**

***The description of the type(s) of the medicinal product must be specified based on the available values. If multiple values apply to the same AMP, then multiple values must be selected (this is repeatable field).***

The following values are available:

- Authorised homeopathic medicinal product (1)
- Authorised herbal medicinal product (2)
- Parallel Distributed/Imported medicinal product (Article 76(3) and (4) of Directive No 2001/83/EC) (3)
- Conditional Marketing Authorisation (Article 14 (7) of Regulation (EC) No 726/2004) (4)
- Exceptional Circumstances Marketing Authorisation (Article 14 (8) of Regulation (EC) No 726/2004 or Article 22 of Directive 2001/83/EC) (5)
- Paediatric Use Marketing Authorisation (PUMA) (Article 30 of Regulation (EC) No 1901/2006) (6)
- Other (7)

The value "Other" should be specified if none of the other available values are applicable.

### 1.2.13. AMP - Presentation Name element structure (AP.13)

***The presentation name elements in data fields AP.13.1 - AP.13.6 must be entered in the language of the country where the marketing authorisation applies in accordance with the referenced SmPC.***

List of official languages per country can be found on the [Agency's website](#).

See also:

- Table 1a- Authorised Medicinal Product – language requirements; and
- Table 1b - Requirements for AMP records and attachments for countries with more than one national language for related information.

Where, in exceptional circumstances, the national SmPC for **non-centrally authorised products** (MRPs/DCPs/NAPs) is not available, a similar text (i.e., the English common text, package information leaflet or other similar text as authorised by the Authorising Body) can be used as an attachment for the submission in the XEVMPD. The data elements AP.13.1 - AP.13.6 must however be provided in the language of the country where the marketing authorisation applies.

The data elements AP.13.1 - AP.13.6 must however be provided in the language of the country where the marketing authorisation applies.

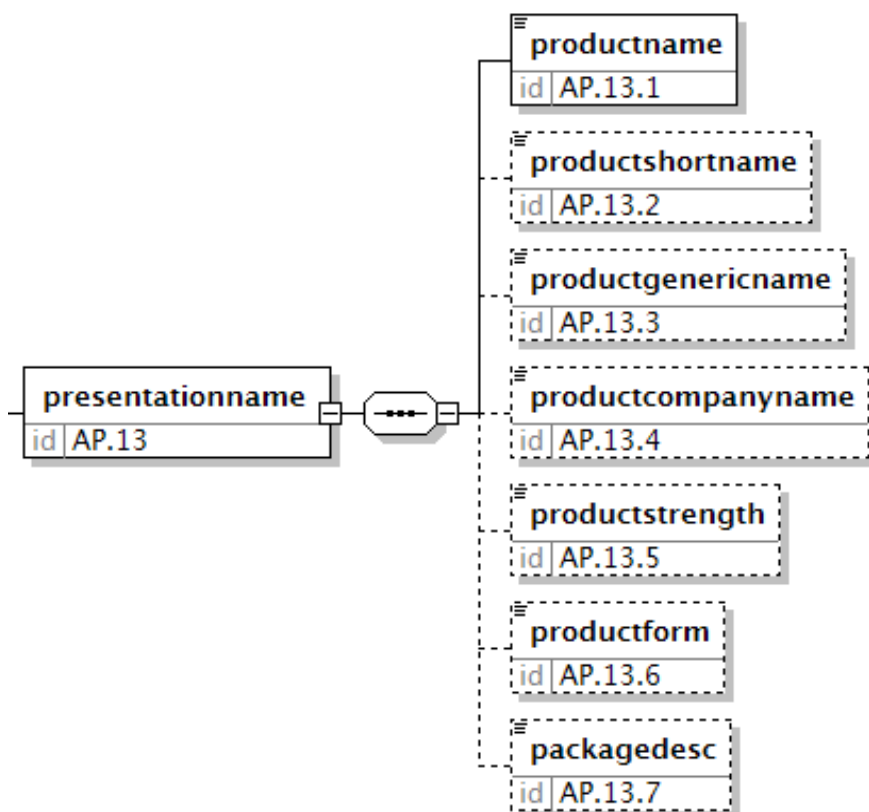
See also NOTE 15 for related information.

- For **centrally authorised products**, the SmPC to be used for reference must be in English and the data elements AP.13.1 - AP.13.6 must be provided in English.
- For **medicinal products authorised in Iceland, Liechtenstein, and Norway in centrally authorised procedure**:
  - The data elements AP.13.1 - AP.13.6 must be provided in English<sup>2</sup>;
  - The SmPC of the medicinal product should be provided in English; when an SmPC or a PIL is also available in the local language this document should also be provided.

Presentation Name elements structure:

---

<sup>2</sup> Whilst different guidance on the provision/population of the name elements for products authorised centrally in IS/LI/NO was issued in the past, subsequent experience over time showed that the provision of the name in English is preferable in order to allow the Agency group similar CAPs based on the product name information. MAHs are not required to perform a dedicated update of their product entities to amend this information as this can be done as part of a regular maintenance.



Additional examples are also available in the ['European Medicines Agency splitting of the full presentation name of the medicinal product best practice: Procedure and principles to handle product name in the EudraVigilance Medicinal Product Dictionary \(XEVMPD\)'](#) document published in the "Data Quality-control methodology" section of the ['Guidance documents related to data submission for authorised medicines' webpage](#).

### **1.2.13.1. Full Presentation Name (AP.13.1)**

#### **Mandatory information**

**The medicinal product name stated in Section 1. Name of the medicinal product of the corresponding SmPC must be specified.**

See [EXAMPLE 12](#).

According to the QRD templates, normally the trademark symbol is not to be included in medicinal product name stated in Section 1. Name of the medicinal product of the corresponding SmPC. However, if a trademark symbol (e.g., ®) is included in section 1 of the SmPC, then this trademark symbol must also be included in the medicinal product name entered in the data element AP.13.1. – see [EXAMPLE 13](#) and [EXAMPLE 16](#).

#### **EXAMPLE 12**

The SmPC of a medicinal product authorised in Italy states the following information:

---

Detailed guidance on the electronic submission of information on medicinal products for human use by marketing authorisation holders to the European Medicines Agency in accordance with Article 57(2) of Regulation (EC) No. 726/2004  
EMA/135580/2012

## 1. DENOMINAZIONE DEL MEDICINALE

ProductXYZ 40 mg Compresse rivestite

"Full Presentation Name" (AP.13.1) = ProductXYZ 40 mg Compresse rivestite

### EXAMPLE 13

The SmPC of a medicinal product authorised in Malta states the following information:

#### 1. Name of the medicinal product

DrugABC® 40 mg tablets

"Full Presentation Name" (AP.13.1) = DrugABC® 40 mg tablets

#### 1.2.13.2. Product Short Name (AP.13.2)

##### *Mandatory optional information*

***If included in the medicinal product name stated in Section 1. Name of the medicinal product of the SmPC, then the invented (trade) name part with any other designation except the strength/pharmaceutical form must be specified.***

In accordance with the definition provided in Article 1(20) of Directive 2001/83/EC, the name of the medicinal product may be an invented name - if this is the case, the invented name should be provided. See [EXAMPLE 14](#).

- If the invented name in Section 1. Name of the medicinal product of the SmPC, includes additional designations, these must also be specified.

Designations may refer to target population (e.g., adult, paediatric, children), administration device (e.g., breezehaler), potency of the product (e.g., EXTRA, FORTE, PLUS, numbers not referring to the strength), mode of action (e.g., Express), indication/intended use (e.g., Migraine), flavour/formulation part (e.g., strawberry, sugar free), time/period part (e.g., SR) etc. These designations, as well as any other qualifiers facilitating the precise identification of the product concerned for pharmacovigilance purposes must be provided in the "Product Short Name" field (AP.13.2) (e.g., Plus, Zydis) – see [EXAMPLE 15](#) and [EXAMPLE 17](#).

- If the additional designation is a number, which refers to the strength, the number referring to the strength must not be provided in the "Product Short Name" (AP.13.2) field – see [EXAMPLE 15](#).
- If the additional designation is a number, which does not refer to the strength, the number must be provided in the "Product Short Name" field (AP.13.2) – see [EXAMPLE 29](#).
- If the additional designation is a number, which refers to a ratio (e.g., in case of insulin), the number must be provided in the "Product Short Name" field (AP.13.2) if the invented name is available – see [EXAMPLE 16](#).

- If no invented (trade) name is included in the medicinal product name stated in Section 1. Name of the medicinal product of the SmPC, then the field "Product Short Name" (AP.13.2) must be left blank – see *EXAMPLE 19*.

#### **EXAMPLE 14**

The SmPC of a medicinal product authorised in Malta states the following information:

##### **1. Name of the medicinal product**

ProdXYZ tablets

"Full Presentation Name" (AP.13.1) = ProdXYZ tablets

"Product Short Name" (AP.13.2) = ProdXYZ

#### **EXAMPLE 15**

The SmPC of a medicinal product authorised in Italy states the following information:

##### **1. DENOMINAZIONE DEL MEDICINALE**

XYZ Plus 40 Compresse rivestite

The number "40" does refer to the strength (as section 2. Qualitative and Quantitative composition of the SmPC indicates that the strength of the active ingredient is 40 mg), therefore, the following approach must be adopted:

"Full Presentation Name" (AP.13.1) = XYZ Plus 40 Compresse rivestite

"Product Short Name" (AP.13.2) = XYZ Plus

#### **EXAMPLE 16**

The SmPC of a medicinal product authorised in Ireland states the following information:

##### **1. Name of the medicinal product**

Prodemaz® Insulin Porcine 30/70 Mix

"Full Presentation Name" (AP.13.1) = Prodemaz® Insulin Porcine 30/70 Mix

"Product Short Name" (AP.13.2) = Prodemaz 30/70 Mix

#### **EXAMPLE 17**

The SmPC of a medicinal product authorised in Malta states the following information:

##### **1. Name of the medicinal product**

ZYX Strawberry 50 mg Capsules for Children

"Full Presentation Name" (AP.13.1) = ZYX Strawberry 50 mg Capsules for Children

"Product Short Name" (AP.13.2) = ZYX Strawberry for Children

### **1.2.13.3. Product INN/Common Name (AP.13.3)**

#### **Mandatory optional information**

**If the medicinal product name stated in Section 1. Name of the medicinal product of the SmPC includes the INN/Common/Scientific name of the medicinal product, then the INN/Common/Scientific name as stated in Section 1. of the SmPC must be specified.**

**If the medicinal product name stated in Section 1. of the SmPC is not an invented (trade name) name, then the INN/Common/Scientific name of the medicinal product must be specified as stated in Section 1. of the SmPC with any other designation except the strength/pharmaceutical form. See [EXAMPLE 18](#).**

In accordance with the definition provided in Article 1(20) of Directive 2001/83/EC, the medicinal product name may be either the INN/common name, or a common or scientific name accompanied by a trademark or the name of the marketing authorisation holder.

- If no invented name is included and the name of the medicinal product stated in Section 1. Name of the medicinal product of the SmPC is the INN/common name/ scientific name accompanied by a trademark, the INN/common name/ scientific name accompanied by a trademark must both be provided – see [EXAMPLE 20](#).
- If no invented name is included and the name of the medicinal product stated in Section 1. Name of the medicinal product of the SmPC is the INN/common name/ scientific name accompanied by the name of the marketing authorisation holder, the INN/common name/ scientific name must be provided in this field, whereas the name of the marketing authorisation holder must be provided in the "Product Company Name" field (AP.13.4) – see [EXAMPLE 19](#).
- If no invented name is stated and the INN/common name/ scientific name in Section 1. Name of the medicinal product of the SmPC includes additional designations, these must also be specified.

Designations may refer to the target population (e.g., adult, paediatric, children), administration device, potency of the product (e.g., EXTRA, FORTE, PLUS, numbers not referring to the strength), mode of action (e.g., Express), indication/intended use (e.g., Migraine), Flavour/formulation part (e.g., strawberry, sugar free), Time/Period part (e.g., SR). These designations, as well as any other qualifiers facilitating the precise identification of the product concerned for pharmacovigilance purposes must be provided in "Product INN/Common Name" field (AP.13.3) - see [EXAMPLE 22](#).

- If the additional designation is a number, which refers to the strength, the number referring to the strength must not be provided in the "Product INN/Common Name" field (AP.13.3) - see [EXAMPLE 25](#).
- If the additional designation is a number, which does not refer to the strength, the number must be provided in the "Product INN/Common Name" field (AP.13.3) – see [EXAMPLE 26](#).
- If the additional designation is a number, which refers to a ratio (e.g., in case of insulin), the number must be provided in the "Product INN/Common Name" field (AP.13.3) – see [EXAMPLE 27](#).

- If the scientific or common (i.e., INN) name is not part of the medicinal product name stated in Section 1. Name of the medicinal product of the SmPC, then the field "Product INN/Common Name" (AP.13.3) should be left blank - see *EXAMPLE 21*.

### EXAMPLE 18

The SmPC of a medicinal product authorised in Italy states the following information:

#### 1. DENOMINAZIONE DEL MEDICINALE

XYZ® (triamcinolone acetonide) 40 mg Compresse rivestite

"Full Presentation Name" (AP.13.1) = XYZ® (triamcinolone acetonide) 40 mg Compresse rivestite

"Product Short Name" (AP.13.2) = XYZ

"Product INN/Common Name" (AP.13.3) = triamcinolone acetonide

### EXAMPLE 19

The SmPC of a medicinal product authorised in Germany states the following information:

#### 1. BEZEICHNUNG DES ARZNEIMITTELS

Diclofenac PharmaABC 50mg Filmtabletten

#### 7. INHABER DER ZULASSUNG

ZPharma GmbH

"Full Presentation Name" (AP.13.1) = Diclofenac PharmaABC 50mg Filmtabletten

"Product Short Name" (AP.13.2) = <this field should be left blank>

"Product INN/Common Name" (AP.13.3) = Diclofenac

"Product Company Name" (AP.13.4) = PharmaABC

### EXAMPLE 20

The SmPC of a medicinal product authorised in Ireland states the following information:

#### 1. Name of the medicinal product

Diclofenac Dispersible PharmaK 70% w/w Gel

"Full Presentation Name" (AP.13.1) = Diclofenac Dispersible PharmaK 70% w/w Gel

"Product Short Name" (AP.13.2) = <this field should be left blank>

"Product INN/Common Name" (AP.13.3) = Diclofenac Dispersible

"Product Company Name" (AP.13.4) = PharmaK

## EXAMPLE 21

The SmPC of a medicinal product authorised in the Ireland states the following information:

### 1. Name of the medicinal product

ProdXYZ tablets

"Full Presentation Name" (AP.13.1) = ProdXYZ tablets  
"Product Short Name" (AP.13.2) = ProdXYZ  
"Product INN/Common Name" (AP.13.3) = <this field should be left blank>

## EXAMPLE 22

The SmPC of a medicinal product authorised in Ireland states the following information:

### 1. Name of the medicinal product

Ibuprofen Extra Forte 400 mg Liquid Capsules

### 7. Marketing Authorisation Holder

Pharma XYZ Ltd.

"Full Presentation Name" (AP.13.1) = Ibuprofen Extra Forte 400 mg Liquid Capsules  
"Product Short Name" (AP.13.2) = <this field should be left blank>  
"Product INN/Common Name" (AP.13.3) = Ibuprofen Extra Forte  
"Product Company Name" (AP.13.4) = Pharma XYZ

#### 1.2.13.4. Product Company Name (AP.13.4)

#### **Mandatory optional information**

**If included in the medicinal product name stated in Section 1. Name of the medicinal product of the SmPC, the Company name part of the medicinal product name without any other designations such as trademark, strength or pharmaceutical form must be specified.**

In accordance with the definition provided in Article 1(20) of Directive 2001/83/EC, the name of the medicinal product may include the name of the marketing authorisation holder. If this is the case, the exact name of the marketing authorisation holder as stated in Section 1. Name of the medicinal product of the SmPC, and as specified in the Full Presentation Name (AP.13.1) must be specified – see [EXAMPLE 23](#).

- If the company name is not included in the medicinal product name stated in Section 1. Name of the medicinal product of the SmPC and the invented (trade) name is present, then the field "Product Company Name" (AP.13.4) must be left blank – see [EXAMPLE 24](#).
- If the company name is not included in the medicinal product name stated in Section 1. Name of the medicinal product of the SmPC and the invented (trade) name is NOT present, then the field "Product Company Name" (AP.13.4) must be populated with the MAH name stated in Section 7. Marketing Authorisation Holder of the SmPC without the description of the legal status (e.g., Ltd, Limited, S.p.A., GmbH etc.) – see [EXAMPLE 25](#) and [EXAMPLE 26](#).
- The company name and MAH name may not be identical – see [EXAMPLE 19](#).

### EXAMPLE 23

The SmPC of a medicinal product authorised in Malta states the following information:

#### 1. Name of the medicinal product

ProductX PharmaZ capsules

"Full Presentation Name" (AP.13.1) =	ProductX PharmaZ capsules
"Product Short Name" (AP.13.2) =	ProductX
"Product INN/Common Name" (AP.13.3) =	<this field should be left blank>
"Product Company Name" (AP.13.4) =	PharmaZ

### EXAMPLE 24

The SmPC of a medicinal product authorised in Germany states the following information:

#### 1. BEZEICHNUNG DES ARZNEIMITTELS

DrugLV Filmtabletten

"Full Presentation Name" (AP.13.1) =	DrugLV Filmtabletten
"Product Short Name" (AP.13.2) =	DrugLV
"Product INN/Common Name" (AP.13.3) =	<this field should be left blank>
"Product Company Name" (AP.13.4) =	<this field should be left blank>

### EXAMPLE 25

The SmPC of a medicinal product authorised in Italy states the following information:

#### 1. DENOMINAZIONE DEL MEDICINALE

Amoxicillina 500 capsule

## 7. TITOLARE DELL'AUTORIZZAZIONE ALL'IMMISSIONE IN COMMERCIO

PharmaXYZ S.r.l.

The number "500" does refer to the strength (as section 2. Qualitative and Quantitative composition of the SmPC indicates that the strength of the active ingredient is 500 mg), therefore the following approach has to be adopted:

"Full Presentation Name" (AP.13.1) =	Amoxicillina 500 capsule
"Product Short Name" (AP.13.2) =	<this field should be left blank>
"Product INN/Common Name" (AP.13.3) =	Amoxicillina
"Product Company Name" (AP.13.4) =	PharmaXYZ
"Product Strength Name" (AP.13.5) =	500

### 1.2.13.5. Product Strength Name (AP.13.5)

#### **Mandatory optional information**

**If included in the medicinal product name stated in Section 1. Name of the medicinal product of the SmPC, the strength part of the medicinal product name without any other designations must be specified.**

- If the strength is not included in the medicinal product name stated in section 1. Name of the medicinal product of the SmPC, then the field "Product Strength Name" (AP.13.5) must be left blank – see [EXAMPLE 28](#).
- If the strength is not included in the medicinal product name stated in section 1. Name of the medicinal product of the SmPC and a vaccine season (e.g., 2013/2014) is stated in section 1. Name of the medicinal product of the SmPC, then the field "Product Strength Name" (AP.13.5) must specify the vaccine season (e.g., 2013/2014). See [EXAMPLE 35 - Presentation name elements – vaccines](#).
- If both, the strength and the vaccine season are included in the medicinal product name stated in section 1. Name of the medicinal product of the SmPC, then the field "Product Strength Name" (AP.13.5) must specify only the strength - see [EXAMPLE 36 - Presentation name elements – vaccines](#).
- If the medicinal product name stated in Section 1. Name of the medicinal product of the SmPC contains a number, which is not referring to the strength then the field "Product Strength Name" (AP.13.5) must be left blank – see [EXAMPLE 29](#).

#### **EXAMPLE 26**

The SmPC of a medicinal product authorised in Italy states the following information:

#### **1. DENOMINAZIONE DEL MEDICINALE**

Triamcinolone acetonide 40 Compresse rivestite

## **7. TITOLARE DELL'AUTORIZZAZIONE ALL'IMMISSIONE IN COMMERCIO**

PharmaABC S.p.A.

The number "40" does not refer to the strength (as section 2. Qualitative and Quantitative composition of the SmPC indicates that the strength of the active ingredient is 150 mg), therefore, the following approach must be adopted:

"Full Presentation Name" (AP.13.1) = Triamcinolone acetonide 40 Comprese rivestite  
"Product Short Name" (AP.13.2) = <this field should be left blank>  
"Product INN/Common Name" (AP.13.3) = Triamcinolone acetonide 40  
"Product Company Name" (AP.13.4) = PharmaABC  
"Product Strength Name" (AP.13.5) = <this field should be left blank>

### EXAMPLE 27

The SmPC of a medicinal product authorised in the Germany states the following information:

#### 1. BEZEICHNUNG DES ARZNEIMITTELS

Insulin PharmaX Comb 30/70 100 I.E./ml Zylinderampullen mit Injektionssuspension

"Full Presentation Name" (AP.13.1) = Insulin PharmaX Comb 30/70 100 I.E./ml Zylinderampullen mit Injektionssuspension  
"Product Short Name" (AP.13.2) = <this field should be left blank>  
"Product INN/Common Name" (AP.13.3) = Insulin 30/70 Comb  
"Product Company Name" (AP.13.4) = Pharma X  
"Product Strength Name" (AP.13.5) = 100 I.E./ml

### EXAMPLE 28

The SmPC of a medicinal product authorised in Austria states the following information:

#### 1. BEZEICHNUNG DES ARZNEIMITTELS

DrugLV Filmtabletten

"Full Presentation Name" (AP.13.1) = DrugLV Filmtabletten  
"Product Short Name" (AP.13.2) = DrugLV  
"Product INN/Common Name" (AP.13.3) = <this field should be left blank>  
"Product Company Name" (AP.13.4) = <this field should be left blank>  
"Product Strength Name" (AP.13.5) = <this field should be left blank>

## EXAMPLE 29

The SmPC of a medicinal product authorised in Germany states the following information:

### 1. BEZEICHNUNG DES ARZNEIMITTELS

DrugVero 200 tablet Migraine, omhulde tablet

The number "200" does not refer to the strength (as section 2. Qualitative and Quantitative composition of the SmPC indicates that the strength of the active ingredient is 150 mg), therefore, the following approach has to be adopted:

"Full Presentation Name" (AP.13.1) =	DrugVero 200 tablet Migraine, omhulde tablet
"Product Short Name" (AP.13.2) =	DrugVero 200 Migraine
"Product INN/Common Name" (AP.13.3) =	<this field should be left blank>
"Product Company Name" (AP.13.4) =	<this field should be left blank>
"Product Strength Name" (AP.13.5) =	<this field should be left blank>
"Product Form Name" (AP.13.6) =	omhulde tablet

#### 1.2.13.6. Product Form Name (AP.13.6)

##### *Mandatory optional information*

***If included in the medicinal product name stated in Section 1. Name of the medicinal product of the SmPC, the pharmaceutical form name part of the medicinal product name without any other designations must be specified.***

If the pharmaceutical form is not included in the medicinal product name stated in Section 1. Name of the medicinal product of the SmPC, then the field "Product Form Name" (AP.13.6) must be left blank – see [EXAMPLE 31](#).

## EXAMPLE 30

The SmPC of a medicinal product authorised in Italy states the following information:

### 1. DENOMINAZIONE DEL MEDICINALE

XYZ® (triamcinolone acetonide) 40 mg Compresse rivestite

"Full Presentation Name" (AP.13.1) =	XYZ® (triamcinolone acetonide) 40 mg Compresse rivestite
"Product Short Name" (AP.13.2) =	XYZ
"Product INN/Common Name" (AP.13.3) =	triamcinolone acetonide
"Product Company Name" (AP.13.4) =	<this field should be left blank>
"Product Strength Name" (AP.13.5) =	40 mg
"Product Form Name" (AP.13.6) =	Compresse rivestite

### EXAMPLE 31

The SmPC of a medicinal product authorised in Malta states the following information:

#### 1. Name of the medicinal product

ProductXYZ® 100mg lemon-flavour lozenges  
(Pantoprazole)

"Full Presentation Name" (AP.13.1) = ProductXYZ® 100 mg lemon-flavour lozenges Pantoprazole

"Product Short Name" (AP.13.2) = ProductXYZ lemon-flavour

"Product INN/Common Name" (AP.13.3) = Pantoprazole

"Product Company Name" (AP.13.4) = <this field should be left blank>

"Product Strength Name" (AP.13.5) = 100mg

"Product Form Name" (AP.13.6) = lozenges

### EXAMPLE 32

The SmPC of a medicinal product authorised in Germany states the following information:

#### 1. BEZEICHNUNG DES ARZNEIMITTELS

ProduktG PharmaS 10 mg

"Full Presentation Name" (AP.13.1) = ProduktG PharmaS 10 mg

"Product Short Name" (AP.13.2) = ProduktG

"Product INN/Common Name" (AP.13.3) = <this field should be left blank>

"Product Company Name" (AP.13.4) = PharmaS

"Product Strength Name" (AP.13.5) = 10 mg

"Product Form Name" (AP.13.6) = <this field should be left blank>

### EXAMPLE 33 - Presentation name elements – vaccines

The SmPC of a medicinal product with a valid MA in Northern Ireland states the following information:

#### 1. Name of the medicinal product

VACCXYZ 10 microgram/strain suspension for injection; Influenza vaccine (split virion, inactivated)

"Full Presentation Name" field (AP.13.1) = VACCXYZ 10 microgram/strain suspension for injection;  
Influenza vaccine (split virion, inactivated)

"Product Short Name" field (AP.13.2) = VACCXZ

"Product INN/Common Name" field (AP.13.3) = Influenza vaccine (split virion, inactivated)

"Product Company Name" field (AP.13.4) = <this field should be left blank>

"Product Strength Name" field (AP.13.5) = 10 microgram/strain  
"Product Form Name" field (AP.13.6) = suspension for injection

#### **EXAMPLE 34 - Presentation name elements – vaccines**

The SmPC of a medicinal product authorised in Ireland states the following information:

##### **1. Name of the medicinal product**

ProductX suspension and emulsion for emulsion for injection  
Influenza vaccine (H1N1) (split virion, inactivated, adjuvanted)

"Full Presentation Name" field (AP.13.1) = ProductX suspension and emulsion for emulsion for injection Influenza vaccine (H1N1) (split virion, inactivated, adjuvanted)  
"Product Short Name" field (AP.13.2) = ProductX  
"Product INN/Common Name" field (AP.13.3) = Influenza vaccine (H1N1) (split virion, inactivated, adjuvanted)  
"Product Company Name" field (AP.13.4) = <this field should be left blank>  
"Product Strength Name" field (AP.13.5) = <this field should be left blank>  
"Product Form Name" field (AP.13.6) = suspension and emulsion for emulsion for injection

#### **EXAMPLE 35 - Presentation name elements – vaccines**

The SmPC of a medicinal product authorised In Ireland states the following information:

##### **1. Name of the medicinal product**

DrugABC 2013/2014 suspension for injection (influenza vaccine, surface antigen, inactivated)

"Full Presentation Name" field (AP.13.1) = DrugABC 2013/2014 suspension for injection (influenza vaccine, surface antigen, inactivated)  
"Product Short Name" field (AP.13.2) = DrugABC  
"Product INN/Common Name" field (AP.13.3) = influenza vaccine, surface antigen, inactivated  
"Product Company Name" field (AP.13.4) = <this field should be left blank>  
"Product Strength Name" field (AP.13.5) = 2013/2014  
"Product Form Name" field (AP.13.6) = suspension for injection

#### **EXAMPLE 36 - Presentation name elements – vaccines**

The SmPC of a medicinal product authorised In Ireland states the following information:

##### **1. Name of the medicinal product**

DrugABC 2013/2014 10 microgram/strain suspension for injection  
(influenza vaccine, surface antigen, inactivated)

"Full Presentation Name" field (AP.13.1) =	DrugABC 2013/2014 10 microgram/strain suspension for injection (influenza vaccine, surface antigen, inactivated)
"Product Short Name" field (AP.13.2) =	DrugABC
"Product INN/Common Name" field (AP.13.3) =	influenza vaccine, surface antigen, inactivated
"Product Company Name" field (AP.13.4) =	<this field should be left blank>
"Product Strength Name" field (AP.13.5) =	10 microgram/strain
"Product Form Name" field (AP.13.6) =	suspension for injection

### 1.2.14. Package description (AP.13.7)

#### **Optional Mandatory information**

**A brief package description of the pack size(s) corresponding to the referenced authorisation number as indicated in section 6.5 Nature and contents of container of the SmPC must be specified in the language of the SmPC. An English text is also acceptable.**

The package description is a textual representation mainly in relation to the pack size(s).

Only one package description can be provided in this field:

- For **centrally authorised products**, each package presentation is authorised with an individual authorisation number. Therefore, individual AMP entities must be submitted for each pack size – see [EXAMPLE 6](#).
- For **non-centrally authorised products**, one authorisation number can be applicable for several pack sizes, or each pack size can be authorised with a unique authorisation number. As explained in section [1.1. Initial submission of an authorised medicinal product \(AMP\) entity](#), products under the ULCM, where the same authorisation number covers several pack sizes, should be submitted in the XEVMPD at the level of the pack size. MAHs should therefore submit multiple authorised medicinal product entities for such medicinal products in the XEVMPD; each AMP entry should reference the individual pack size in the "Package description" field (AP.13.7) – see **Option 2** of [EXAMPLE 2](#).

Before the requirement to submit individual AMP entries for specific pack sizes for products under the ULCM was in place, the package description was considered a field to include information as stated in section 6.5 of the SmPC. E.g.:

EXAMPLES of package description as requested before 2024:

84 or 100 tablets in an amber glass bottle.

48 or 96 tablets in an aluminium blister pack.

Packs containing 7, 14, 28, 42, 56, 84 and 98 film-coated tablets.

Pack sizes of 1 and 5 inls of 10 ml or a multipack of 5 packs of 1 x 10 ml inl.

Confezione da 14, 28 or 98 compresse rivestite con film in blister

Velikost balení: 20 tablet

Ampoule en verre neutre de 1 ml. 5 ampoules dans un carton.

With the new requirement in force, this package description field is more important and therefore some more meaningful information should be provided.

For those products, where the authorisation number is the same for all pack sizes, national IDs should also be provided in the package description. Other information such as the pack size (quantity and units of presentation) or the material can be provided either on the national language or in English.

See information on slides 54 and 55 of the [Pack Size Submissions: from XEVMPD to PMS presentation](#) for related information.

For medicinal products authorised in countries with multiple official languages (i.e. Belgium, Luxemburg and Finland), multiple records should be submitted as per information in Table 1b of this document. In those cases, the package description should be the same for records that represent the same package size in different languages. This package description can be provided in English.

This way, records with the same package description will be grouped under the same packaged medicinal product in PMS.

EXAMPLES of package description as requested from 2024:

34009 496 036 9 5 - 21 comprimé(s) - 1 plaquette(s) thermoformée(s) PVC-Aluminium  
706755 - 60 parches - Papel/PET/Al/PAN

EXAMPLES of package description as requested from 2024 for multilingual countries:

PRD1234: PET-Flaschen (Polyethylenterephthalat) von 200 ml

PRD5678: PET-fles van 200 ml met een gegradueerd maatbekertje (5, 10, 15 en 20 ml) en een veiligheidsdop voor kinderen.

PRD9012: Flacon en PET de 200 ml avec gobelet doseur gradué (5, 10, 15 et 20 ml) et bouchon de sécurité pour enfants.

All these EV codes should reflect the same package description: 200 ml PET bottle with graduated measuring cup (5, 10, 15 and 20 ml) and child-resistant cap.

### 1.2.15. Comment (AP.14)

#### *Mandatory optional information*

***The text in English "Medicinal product authorised for the treatment in children" must be stated if an indication for pediatric population (children under the age of 18) is stated in Section 4.1 Therapeutic indications of the SmPC and/or a posology is stated for any subset of the pediatric population in Section 4.2. Posology and method of administration of the SmPC.***

In case of a nullification [i.e., operation type 'Nullification' (4) is used in an XEVPRM] of an authorised medicinal product entity, the 'Comment' field (AP.14) must be populated with the reason for nullification (e.g., "Duplicate of PRDXXX).

#### **EXAMPLE 38**

##### *Scenario 1*

Section 4.1 Therapeutic indications of the SmPC states:

Levetiracetam ProductXYZ is indicated as monotherapy in the treatment of partial onset seizures in adults and adolescents from 16 years of age with newly diagnosed epilepsy.

### Scenario 2

Section 4.2 Posology and method of administration of the SmPC states:

Posology

Monotherapy for adults and adolescents from 16 years of age.

The recommended starting dose is 250 mg twice daily which should be increased to an initial therapeutic dose of 500 mg twice daily after two weeks.

Therefore, in both cases, the text in English "Medicinal product authorised for the treatment in children" must be specified in the "Comment" field (AP.14) of the authorised medicinal product entity.

## 1.2.16. Authorised pharmaceutical form (AP.APF.1)

### Mandatory information

**The authorised pharmaceutical form(s) must be specified in consistency with the information stated in section 3. Pharmaceutical Form of the SmPC.**

"Authorised pharmaceutical form" can be defined as the pharmaceutical form of the product as it is authorised and, where applicable, before transformation into the administrable pharmaceutical form.

The pharmaceutical form stated in section 3. Pharmaceutical Form of the SmPC may differ from the standard term included in the EDQM standard term list. In such cases, **the EV Code of an EDQM standard term available in the XEVMPD must be selected**. I.e., it is not necessary to request the addition of a new proposed term for the pharmaceutical form name stated in section 3. Pharmaceutical Form of the SmPC in the XEVMPD – see *EXAMPLE 37, scenario 1*.

- If a not-nullified **standard term** of the required pharmaceutical form **is available**, MAHs should reference the EV Code of the standard term in their pharmaceutical product entity within their AMP.
- If a not-nullified standard term is NOT available, and a not-nullified **proposed term** of the required pharmaceutical form **is available**, MAHs should reference the EV Code of the proposed term in their pharmaceutical product entity within their AMP.
- If the required pharmaceutical form **is not available as a standard or a proposed term** in the XEVMPD and:
  - the term is flagged as "Pending" on the [EDQM website](#); or
  - an application for a new pharmaceutical form was/will be submitted to the maintenance organisation (i.e., EDQM) via the NCA or EMA (as applicable) with the request for adding it to the standard term list; and
  - the requested pharmaceutical form **is not included in the list of proposed pharmaceutical forms re-mapped to standard pharmaceutical forms** in the pharmaceutical form mapping list named '**D1 - XEVMPD-RMS\_EDQM Pharmaceutical Dose Form terms mapping**' and available in the 'Documents' section of the [Referentials Management Service \(RMS\) portal](#),

then the pharmaceutical form must be provided as a **new proposed term** in the XEVMPD by the EMA.

From 18 January 2024, only the EMA can enter and maintain proposed and/or standard terms in the XEVMPD.

See section [1.8. Initial submission of an authorised/administrable pharmaceutical form](#) of this document for further information on how to request the addition of a proposed pharmaceutical form in the XEVMPD.

EV Code(s) of the available pharmaceutical dose form terms in the XEVMPD can be found in:

- the 'Pharmaceutical Forms' look-up table in XEVMPDweb; or
- the 'Mappings' section of the pharmaceutical form term in the [Referentials Management System \(RMS\)](#).
- An ['XEVMPD pharmaceutical dose forms' list](#) is also published on the ['Guidance documents related to data submission for authorised medicines' webpage](#). However, this published list is not maintained since February 2023 and therefore does not contain the most up to date information.

## NOTE 7

In cases where multiple distinct pharmaceutical forms are referenced in section 3. Pharmaceutical Form of the SmPC, the authorised pharmaceutical form term must be provided for each distinct pharmaceutical form (i.e., repeat the authorised pharmaceutical form data element):

### EXAMPLE 37

#### *Scenario 1*

Section 3. PHARMACEUTICAL FORM of the SmPC states:

Hard capsule.

Cream.

Therefore, **two** authorised pharmaceutical forms must be specified. Moreover, since "Hard capsule" is not a standard EDQM term, the AMP should reference the standard term "Capsule, hard" instead:

- Capsule, hard (PHF00006MIG)
- Cream (PHF00017MIG)

#### *Scenario 2*

Section 3. PHARMACEUTICAL FORM of the SmPC states:

Tablet and gel

Therefore, **two** Authorised pharmaceutical forms must be specified:

- Tablet (PHF00245MIG)
- Gel (PHF00095MIG)

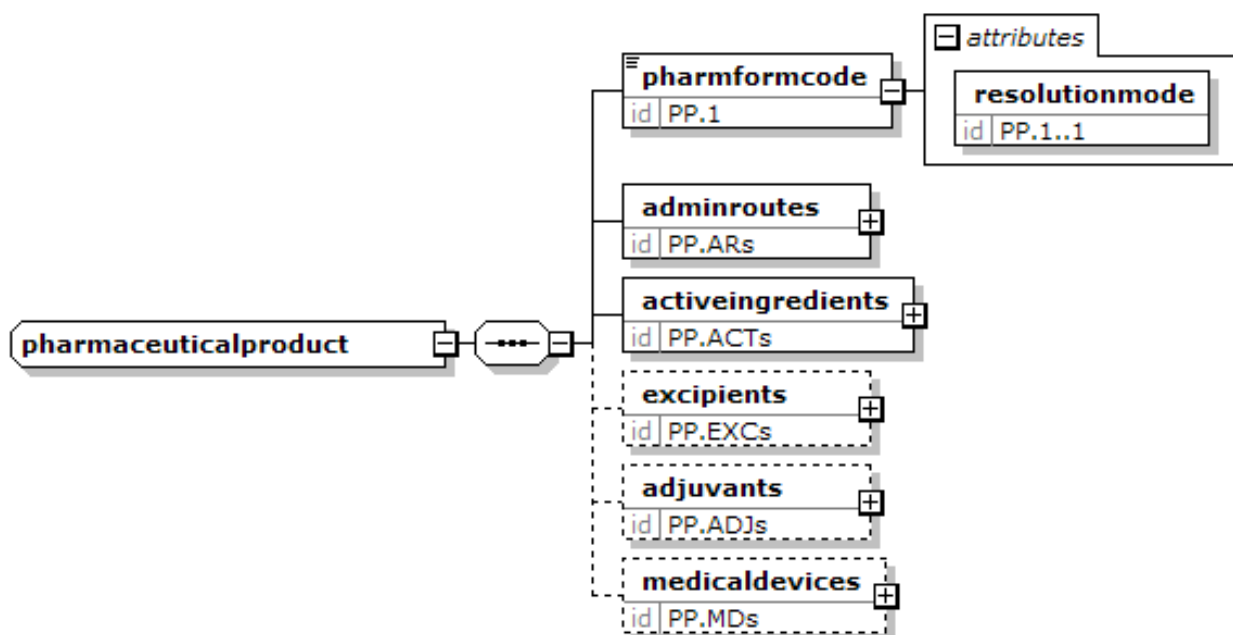
## NOTE 8

- Where the medicinal product contains an authorised pharmaceutical form **to be reconstituted or diluted prior to administration**, the authorised pharmaceutical form should be specified as a single value and as it is described in section 3. Pharmaceutical form of the SmPC.
  - E.g., "Powder for solution for injection" is the authorised pharmaceutical form, for which the administrable pharmaceutical form is "Solution for injection".
- Where the medicinal product contains an authorised pharmaceutical form for which **no reconstitution, dilution or transformation is necessary prior administration**, the authorised pharmaceutical form should be specified as a single value and as it is described in section 3. Pharmaceutical form of the SmPC.
  - E.g., "Film-coated tablet" is the authorised pharmaceutical form, for which the administrable pharmaceutical form is "Film-coated tablet".

### 1.2.17. AMP - Pharmaceutical product elements (AP.PPs)

**Section 3. Pharmaceutical form and section 2. Qualitative and Quantitative composition of the SmPC indicate the number and composition of pharmaceutical product(s) within the medicinal product.**

Pharmaceutical product element structure:



Each Authorised Medicinal Product entity in the XEVMPD must contain at least one pharmaceutical product. The technical concept of a "pharmaceutical product" refers to the qualitative and quantitative composition of a medicinal product in the pharmaceutical form approved for administration in line with the regulated product information.

A medicinal product may contain one or more "pharmaceutical product" (e.g., a kit containing vaginal tablets 500 mg and a vaginal cream 10% or a kit containing a combination of norethindrone acetate and ethinyl estradiol tablets and ferrous fumarate tablets). In these instances, a pharmaceutical product section is to be completed for each "pharmaceutical product" in an XEVPRM – see [EXAMPLE 40](#) and [EXAMPLE 41](#).

Where applicable, the technical concept of a "pharmaceutical product" can also include information on a medical device if it is an "integral part" of the medicinal product for example the scaffolding or net for a cell therapy medicinal product in accordance with Regulation (EC) No 1394/2007.

The administrable pharmaceutical form refers to the pharmaceutical form for administration to the patient, after any necessary transformation of the "manufactured" pharmaceutical form has been carried out.

### **EXAMPLE 39**

TradenamXYZ® powder and solvent for solution for injection

Authorised pharmaceutical form: powder and solvent for solution for injection

Administrable Pharmaceutical product (after transformation) – administrable pharmaceutical form: solution for injection

### **EXAMPLE 40**

The SmPC of a medicinal product authorised In Ireland states the following information:

#### **1. Name of the medicinal product**

ProductQ Combi Pessary and Cream

#### **2. Qualitative and Quantitative composition**

ProductQ Combi pessary contains Clotrimazole 500mg.

ProductQ Combi cream contains Clotrimazole 2% w/w.

For excipients, see 6.1.

#### **3. Pharmaceutical form**

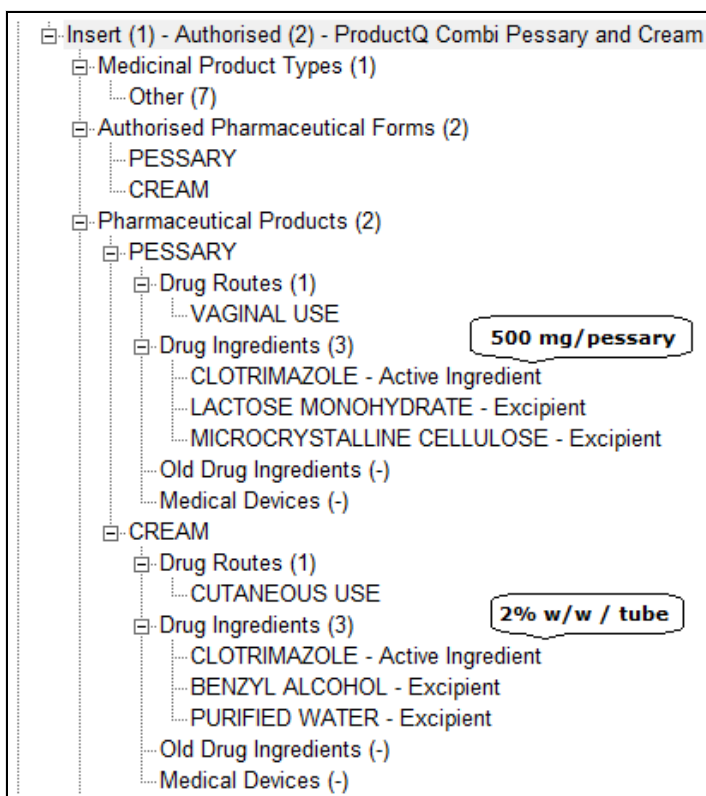
Pessary and Cream

#### **6.1 List of excipients**

The pessary contains: Lactose monohydrate, Microcrystalline cellulose;

The cream contains: Benzyl alcohol, Purified Water

An XEVMPD entity should be created by **XEVMPDweb users** as follows:



XEVMPD entity should be created by **Gateway users** as follows:

SmPC Reference	XEVPRM Technical Specifications		xEVMPD Unit Code/Value
<b>Section 1</b>		<b>Authorised Product – Presentation Name element</b> <b>AP.13 presentationname</b>	
	AP.13.1	Productname	ProductQ Combi Pessary and Cream
	AP.13.2	Productshortname	ProductQ Combi
	AP.13.3	Productgenericname	
	AP.13.4	Productcompanyname	
	AP.13.5	Productstrength	
	AP.13.6	Productform	Pessary and Cream
		<b>Authorisation – Medicinal Product Type elements</b> <b>AP.12.MPT medicinalproducttype</b>	
	AP.12.MPT.1	producttypecode	7 (= Other)
		<b>Authorised product - Authorised Pharmaceutical Form elements</b> <b>AP.APF authpharmform</b>	
<b>Section 3. Pharmaceutical</b>	AP.APF.1	authpharmformcode	PHF00180MIG [= Pessary ]

SmPC Reference	XEVPRM Technical Specifications	xEVMPD Unit Code/Value
<b>Form</b>		
	@ AP.APF..1	resolutionmode 2
<b>Section 3</b>		<b>The Pharmaceutical Product element</b> <b>PP pharmaceuticalproduct</b>
	PP.1	pharmformcode PHF00180MIG [= Pessary ]
	@PP.1..1	(@)resolutionmode 2
<b>Section 4.2</b>		<b>The Pharmaceutical Product – Administration Route element</b> <b>PP.AR adminroute</b>
	PP.AR.1	adminroutecode ADR00067MIG [= vaginal use]
	@ PP.AR.1..1	(@)resolutionmode 2
<b>Section 2</b>		<b>The Pharmaceutical Product – Active Ingredient element</b> <b>PP.ACT activeingredient</b>
Section 2	PP.ACT.1	substancecode SUB06777MIG [=clotrimazole]
	@ PP.ACT.1..1	(@)resolutionmode 2
	PP.ACT.2	concentrationtypecode 1 [= Equal]
	PP.ACT.3	lowamountnumervalue 500
	PP.ACT.4	lowamountnumerprefix M [= milli (1x10 <sup>-3</sup> )]
	PP.ACT.5	lowamountnumerunit G [= Gram(s)]
	PP.ACT.6	lowamountdenomvalue 1
	PP.ACT.7	lowamountdenomprefix 1 [= single]
	PP.ACT.8	lowamountdenomunit 1{PESSARY} [=Pessary]
<b>Section 6.1</b>		<b>The Pharmaceutical product – Excipient element</b> <b>PP.EXC excipient</b>
Section 6.1	PP.EXC.1	substancecode SUB12098MIG [= Lactose monohydrate]
	@ PP.EXC.1..1	(@)resolutionmode 2
Section 6.1	PP.EXC.1	substancecode SUB12626MIG [=Microcrystalline cellulose]
	@ PP.EXC.1..1	(@)resolutionmode 2
		<b>Authorised product - Authorised Pharmaceutical Form elements</b>

SmPC Reference	XEVRM Technical Specifications		xEVMPD Unit Code/Value
		<b>AP.APF authpharmform</b>	
<b>Section 3. Pharmaceutical Form</b>	AP.APF.1	authpharmformcode	PHF00017MIG [=cream]
	@ AP.APF..1	resolutionmode	2
<b>Section 3</b>		<b>The Pharmaceutical Product element</b> <b>PP pharmaceuticalproduct</b>	
	PP.1	pharmformcode	PHF00017MIG [=cream]
	@PP.1..1	(@)resolutionmode	2
<b>Section 4.2</b>		<b>The Pharmaceutical Product – Administration Route element</b> <b>PP.AR adminroute</b>	
	PP.AR.1	adminroutecode	ADR00003MIG [= cutaneous use]
	@ PP.AR.1..1	(@)resolutionmode	2
<b>Section 2</b>		<b>The Pharmaceutical Product – Active Ingredient element</b> <b>PP.ACT activeingredient</b>	
Section 2	PP.ACT.1	substancecode	SUB06777MIG [=clotrimazole]
	@ PP.ACT.1..1	(@)resolutionmode	2
	PP.ACT.2	concentrationtypecode	1 [= Equal]
	PP.ACT.3	lowamountnumervalue	2
	PP.ACT.4	lowamountnumerprefix	1 [= single]
	PP.ACT.5	lowamountnumerunit	%{W/W} [=Percent Weight/Weight]
	PP.ACT.6	lowamountdenomvalue	1
	PP.ACT.7	lowamountdenomprefix	1 [= single]
	PP.ACT.8	lowamountdenomunit	1{TUBE} [= Tube]
<b>Section 6.1</b>		<b>The Pharmaceutical product – Excipient element</b> <b>PP.EXC excipient</b>	
Section 6.1	PP.EXC.1	substancecode	SUB057771MIG [= Benzyl Alcohol]
	@ PP.EXC.1..1	(@)resolutionmode	2
Section	PP.EXC.1	substancecode	SUB33563 [= Purified Water]

SmPC Reference	XEVRM Technical Specifications		xEVMPD Unit Code/Value
6.1			
	@ PP.EXC.1..1	(@)resolutionmode	2

#### EXAMPLE 41

The SmPC of a medicinal product authorised In Ireland states the following information:

##### 1. Name of the medicinal product

TriProduct contraceptive tablets

##### 2. Qualitative and Quantitative composition

White tablets: Ethinylestradiol 0.5 mg; Norethindrone 0.035 mg

Peach tablets: Ethinylestradiol 0.75 mg; Norethindrone 0.035 mg

Pink tablets: Ethinylestradiol 1 mg; Norethindrone 0.035 mg

##### 3. Pharmaceutical form

Tablets (white, peach, pink)

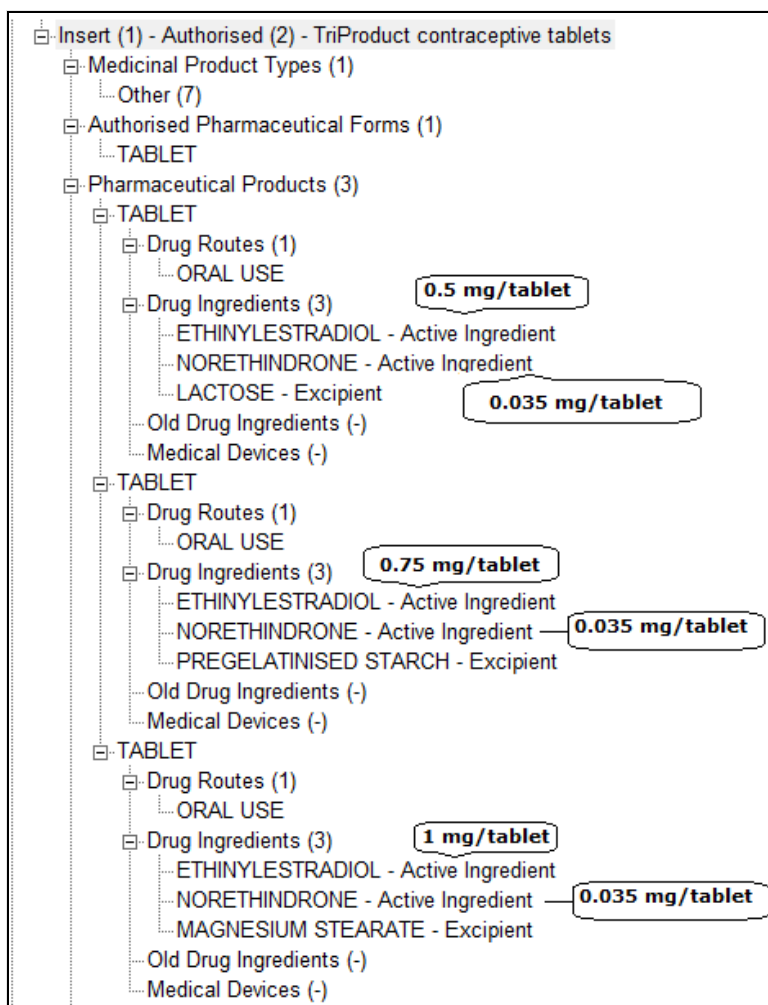
##### 6.1 List of excipients

White tablets: Lactose

Peach tablet: Pregelatinised starch

Pink tablet: Magnesium stearate

An XEVMPD entity should be created by **XEVMPDweb users** as follows:



XEVMPD entity should be created by **Gateway users** as follows:

SmPC Reference	XEVPRM Technical Specifications	XEVMPD Unit Code/Value
<b>Section 1</b>	<b>Elements within the Authorised Product – Presentation Name element</b> <b>AP.13 presentationname</b>	
	AP.13.1 Productname	Triproduct contraceptive tablets
	AP.13.2 Productshortname	Triproduct
	AP.13.3 Productgenericname	
	AP.13.4 Productcompanyname	
	AP.13.5 Productstrength	
	AP.13.6 Productform	tablets
	<b>Authorisation – Medicinal Product Type elements</b> <b>AP.12.MPT medicinalproducttype</b>	
	AP.12.MPT.1 producttypecode	7 (= Other)

SmPC Reference	XEVRM Technical Specifications		XEVRM Unit Code/Value
		<b>Authorised product - Authorised Pharmaceutical Form elements</b> <b>AP.APF authpharmform</b>	
<b>Section 3. Pharmaceutical Form</b>	AP.APF.1	authpharmformcode	PHF00245MIG [= tablet]
	@ AP.APF..1	resolutionmode	2
<b>Section 3</b>		<b>The Pharmaceutical Product element</b> <b>PP pharmaceuticalproduct</b>	
	PP.1	pharmformcode	PHF00245MIG [= tablet]
	@PP.1..1	(@)resolutionmode	2
<b>Section 4.2</b>		<b>The Pharmaceutical Product – Administration Route element</b> <b>PP.AR adminroute</b>	
	PP.AR.1	adminroutecode	ADR00048MIG [= oral use]
	@ PP.AR.1..1	(@)resolutionmode	2
<b>Section 2</b>		<b>The Pharmaceutical Product – Active Ingredient element</b> <b>PP.ACT activeingredient</b>	
Section 2	PP.ACT.1	substancecode	SUB07277MIG [= Ethinylestradiol ]
	@ PP.ACT.1..1	(@)resolutionmode	2
	PP.ACT.2	concentrationtypecode	1 [= Equal]
	PP.ACT.3	lowamountnumervalue	0.5
	PP.ACT.4	lowamountnumerprefix	M [= milli (1x10 <sup>-3</sup> )]
	PP.ACT.5	lowamountnumerunit	G [= Gram(s)]
	PP.ACT.6	lowamountdenomvalue	1
	PP.ACT.7	lowamountdenomprefix	1 [= single]
	PP.ACT.8	lowamountdenomunit	1{TABLET} [= Tablet]
Section 2	PP.ACT.1	substancecode	SUB09362MIG [= Norethindrone]
	@ PP.ACT.1..1	(@)resolutionmode	2
	PP.ACT.2	concentrationtypecode	1 [= Equal]
	PP.ACT.3	lowamountnumervalue	0.035
	PP.ACT.4	lowamountnumerprefix	M [= milli (1x10 <sup>-3</sup> )]
	PP.ACT.5	lowamountnumerunit	G [= Gram(s)]
	PP.ACT.6	lowamountdenomvalue	1
	PP.ACT.7	lowamountdenomprefix	1 [= single]

SmPC Reference	XEVPRM Technical Specifications		XEVMPD Unit Code/Value
	PP.ACT.8	lowamountdenomunit	1{TABLET} [= Tablet]
<b>Section 6.1</b>		<b>The Pharmaceutical product – Excipient element</b> <b>PP.EXC excipient</b>	
Section 6.1	PP.EXC.1	substancecode	SUB14317MIG [= Lactose]
	@ PP.EXC.1..1	(@)resolutionmode	2
<b>Section 3</b>		<b>The Pharmaceutical Product element</b> <b>PP pharmaceuticalproduct</b>	
	PP.1	pharmformcode	PHF00245MIG [= tablet]
	@PP.1..1	(@)resolutionmode	2
<b>Section 4.2</b>		<b>The Pharmaceutical Product – Administration Route element</b> <b>PP.AR adminroute</b>	
	PP.AR.1	adminroutecode	ADR00048MIG [= oral use]
	@ PP.AR.1..1	(@)resolutionmode	2
<b>Section 2</b>		<b>The Pharmaceutical Product – Active Ingredient element</b> <b>PP.ACT activeingredient</b>	
Section 2	PP.ACT.1	substancecode	SUB07277MIG [=Ethinylestradiol]
	@ PP.ACT.1..1	(@)resolutionmode	2
	PP.ACT.2	concentrationtypecode	1 [= Equal]
	PP.ACT.3	lowamountnumervalue	0.75
	PP.ACT.4	lowamountnumerprefix	M [= milli (1x10 <sup>-3</sup> )]
	PP.ACT.5	lowamountnumerunit	G [= Gram(s)]
	PP.ACT.6	lowamountdenomvalue	1
	PP.ACT.7	lowamountdenomprefix	1 [= single]
	PP.ACT.8	lowamountdenomunit	1{TABLET} [= Tablet]
Section 2	PP.ACT.1	substancecode	SUB09362MIG [= Norethindrone]
	@ PP.ACT.1..1	(@)resolutionmode	2
	PP.ACT.2	concentrationtypecode	1 [= Equal]
	PP.ACT.3	lowamountnumervalue	0.035
	PP.ACT.4	lowamountnumerprefix	M [= milli (1x10 <sup>-3</sup> )]
	PP.ACT.5	lowamountnumerunit	G [= Gram(s)]
	PP.ACT.6	lowamountdenomvalue	1
	PP.ACT.7	lowamountdenomprefix	1 [= single]
	PP.ACT.8	lowamountdenomunit	1{TABLET} [= Tablet]

SmPC Reference	XEVRM Technical Specifications		XEVRM Unit Code/Value
<b>Section 6.1</b>		<b>The Pharmaceutical product – Excipient element</b> <b>PP.EXC excipient</b>	
Section 6.1	PP.EXC.1	substancecode	SUB37204MIG [= Pregelatinised starch]
	@ PP.EXC.1..1	(@)resolutionmode	2
<b>Section 3</b>		<b>The Pharmaceutical Product element</b> <b>PP pharmaceuticalproduct</b>	
	PP.1	pharmformcode	PHF00245MIG [= tablet]
	@PP.1..1	(@)resolutionmode	2
<b>Section 4.2</b>		<b>The Pharmaceutical Product – Administration Route element</b> <b>PP.AR adminroute</b>	
	PP.AR.1	adminroutecode	ADR00048MIG [= oral use]
	@ PP.AR.1..1	(@)resolutionmode	2
<b>Section 2</b>		<b>The Pharmaceutical Product – Active Ingredient element</b> <b>PP.ACT activeingredient</b>	
Section 2	PP.ACT.1	substancecode	SUB07277MIG [= Ethinylestradiol]
	@ PP.ACT.1..1	(@)resolutionmode	2
	PP.ACT.2	concentrationtypecode	1 [= Equal]
	PP.ACT.3	lowamountnumervalue	0.75
	PP.ACT.4	lowamountnumerprefix	M [= milli (1x10 <sup>-3</sup> )]
	PP.ACT.5	lowamountnumerunit	G [= Gram(s)]
	PP.ACT.6	lowamountdenomvalue	1
	PP.ACT.7	lowamountdenomprefix	1 [= single]
	PP.ACT.8	lowamountdenomunit	1{TABLET} [= Tablet]
	PP.ACT.14	highamountdenomunit	
Section 2	PP.ACT.1	substancecode	SUB09362MIG [= Norethindrone]
	@ PP.ACT.1..1	(@)resolutionmode	2
	PP.ACT.2	concentrationtypecode	1 [= Equal]
	PP.ACT.3	lowamountnumervalue	0.035
	PP.ACT.4	lowamountnumerprefix	M [= milli (1x10 <sup>-3</sup> )]
	PP.ACT.5	lowamountnumerunit	G [= Gram(s)]
	PP.ACT.6	lowamountdenomvalue	1
	PP.ACT.7	lowamountdenomprefix	1 [= single]

SmPC Reference	XEVPRM Technical Specifications		XEVMPD Unit Code/Value
	PP.ACT.8	lowamountdenomunit	1{TABLET} [= Tablet]
<b>Section 6.1</b>		<b>The Pharmaceutical product – Excipient element PP.EXC excipient</b>	
Section 6.1	PP.EXC.1	substancecode	SUB12527MIG [= Magnesium stearate]
	@ PP.EXC.1..1	(@)resolutionmode	2

### 1.2.17.1. Administrable pharmaceutical form (PP.1)

#### Mandatory information

**The administrable pharmaceutical form(s) must be specified in consistency with information in Section 3. Pharmaceutical form of the SmPC.**

The pharmaceutical form stated in section 3. Pharmaceutical Form of the SmPC may differ from the standard term included in the EDQM standard term list. In such cases, the EDQM standard term available in the XEVMPD must be selected. I.e., it is not necessary to request the addition of a new proposed term for the pharmaceutical form stated in section 3. Pharmaceutical Form of the SmPC in the XEVMPD – see [EXAMPLE 37, scenario 1](#).

The "*Administrable pharmaceutical form*" refers to the pharmaceutical form for administration to the patient, after any necessary transformation of the authorised pharmaceutical form has been carried out.

EXAMPLES of administrable pharmaceutical forms identical to the authorised pharmaceutical forms: solution for injection, tablet, capsule, inhalation powder.

The administrable pharmaceutical form is identical to the authorised pharmaceutical form in cases where no transformation is necessary prior administration to the patient.

- If a not-nullified **standard term** of the required pharmaceutical form **is available**, MAHs should reference the EV code of the standard term in their pharmaceutical product entity within their AMP.
- If a not-nullified standard term is NOT available, and a not-nullified **proposed term** of the required pharmaceutical form **is available**, MAHs should reference the EV Code of the proposed term in their pharmaceutical product entity within their AMP.
- If the required pharmaceutical form **is not available as a standard or a proposed term** in the XEVMPD and:
  - the term is flagged as "Pending" on the [EDQM website](#); or
  - an application for a new pharmaceutical form was/will be submitted to the maintenance organisation (i.e., EDQM) via the NCA or EMA (as applicable) with the request for adding it to the standard term list; and

- the requested pharmaceutical form **is not included in the list of proposed pharmaceutical forms re-mapped to standard pharmaceutical forms** named '**D1 - XEVMPD-RMS\_EDQM Pharmaceutical Dose Form terms mapping**' and available in the pharmaceutical form mapping list available in the 'Documents' section of the [Referentials Management Service \(RMS\) portal](#),

then the pharmaceutical form must be provided as a **new proposed term** in the XEVMPD by the EMA.

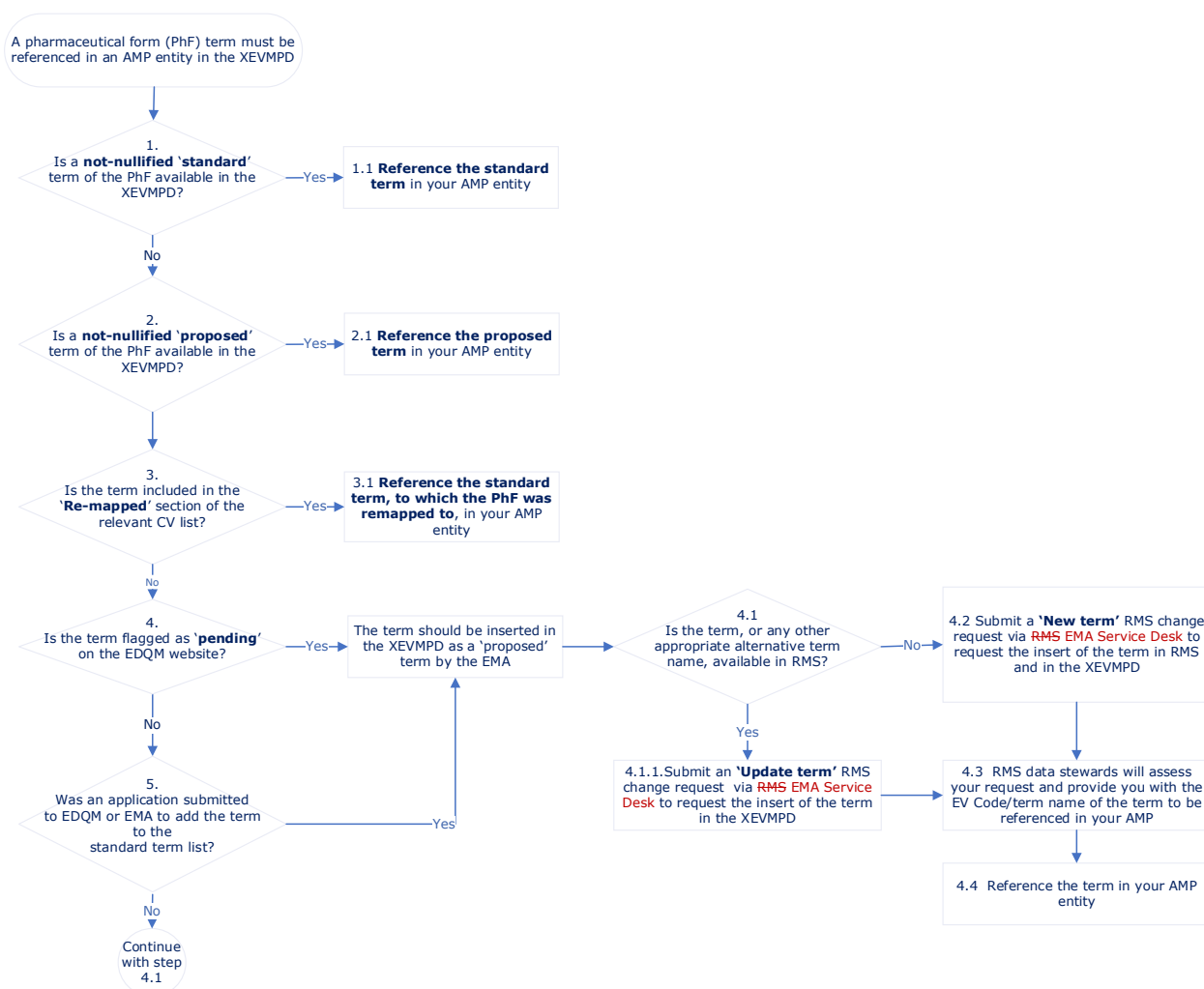
From 18 January 2024, only the EMA can enter and maintain proposed and/or standard terms in the XEVMPD.

See section [1.8. Initial submission of an authorised/administrable pharmaceutical form](#) of this document for further information on how to request the addition of a proposed pharmaceutical form in the XEVMPD.

To find the EV Code(s) of the available pharmaceutical dose form terms in the XEVMPD, MAH users should check:

- the 'Pharmaceutical Forms' look-up table in XEVMPDweb; or
- the 'Mappings' section of the pharmaceutical form term in the [Referentials Management System \(RMS\)](#).
- An '[XEVPD pharmaceutical dose forms' list](#) is also published on the '[Guidance documents related to data submission for authorised medicines' webpage](#). However, this published list is not maintained since February 2023 and therefore does not contain the most up to date information.

## Process map 1 – Referencing a pharmaceutical form in a pharmaceutical product section of an AMP



### 1.2.17.2. Administration route (PP.AR.1)

#### Mandatory information

**The route of administration of the pharmaceutical form must be specified in consistency with information in Section 4.2. Posology and method of administration of the SmPC.**

Administration route section describes the route(s) of administration i.e., the path by which the medicinal product (described as technical concept of a "pharmaceutical product") is taken into or makes contact with the body.

The route of administration stated in section 4.2. Posology and method of administration of the SmPC may differ from the standard term included in the EDQM standard term list. In such cases, the EDQM standard term available in the XEVMPD must be selected. I.e., it is not necessary to request the addition of a new proposed term for the route of administration stated in section 4.2 of the SmPC in the XEVMPD – see the below example.

EXAMPLES of routes of administration: oral use, intravenous use, ocular use

Section 4.2. Posology and method of administration of the SmPC. of the SmPC states:

#### Method of administration

This product should be taken orally and should be swallowed whole with liquids. It can be taken with or without food.

Since "orally" is not a standard EDQM term, the AMP should reference the standard term "Oral use" instead:

- Oral use (ADR00048MIG)

MAHs may reference deprecated routes of administration in authorised medicinal products to facilitate the Article 57(2) electronic submission of information on medicines.

- If a not-nullified **standard term** of the required route of administration **is available**, MAHs should reference the EV code of the standard term in their pharmaceutical product entity within their AMP.
- If a not-nullified standard term is NOT available, and a not-nullified **proposed term** of the required route of administration **is available**, MAHs should reference the EV Code of the proposed term in their pharmaceutical product entity within their AMP.
- If the route of administration **is not available as a standard or a proposed term** in the XEVMPD and:
  - the term is flagged as "Pending" on the [EDQM website](#); or
  - an application for a new route of administration was/will be submitted to the maintenance Organisation (i.e., EDQM) via the NCA or EMA (as applicable) with the request for adding it to the standard term list; and
  - the requested route of administration **is not included in the list of proposed routes of administration re-mapped to standard routes of administration** in the route of administration mapping list named "**D2 - XEVMPD-RMS\_EDQM Route of Administration terms mapping**" and available in the document section of the [Referentials Management Service \(RMS\) portal](#), then

the route of administration should be provided as a **new proposed term** in the XEVPRM by the EMA.

From 18 January 2024, only the EMA can enter proposed and/or standard terms in the XEVMPD.

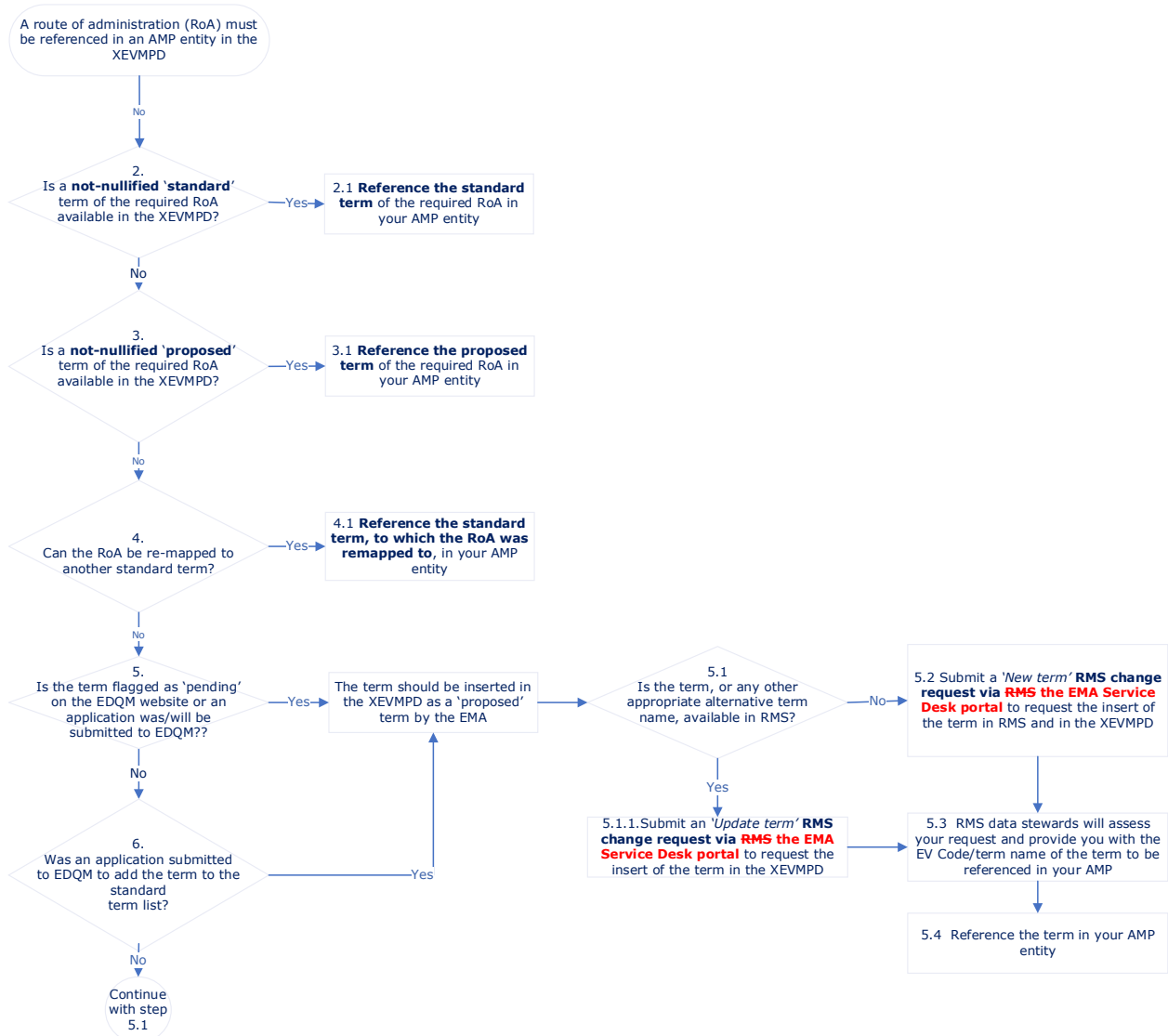
See section [1.9. Initial Submission of a route of administration \(RoA\)](#) of this document for further information on how to submit a RoA in the XEVMPD.

To find the EV Code(s) of the available route of administration terms in the XEVMPD, MAH users should check:

- the 'Routes of Administration' remote look-up table in XEVMPDweb; or
- the 'Mappings' section of the route of administration term in the [Referentials Management System \(RMS\)](#).
- An "[eXtended Eudravigilance Product Dictionary \(XEVMPD\) routes of administration](#)" list is also published on the [Guidance documents related to data submission for authorised medicines](#)'

[webpage](#). However, this published list is not maintained since February 2023 and therefore does not contain the most up to date information.

**Process map 2 – Referencing a route of administration in a pharmaceutical product section of an AMP**



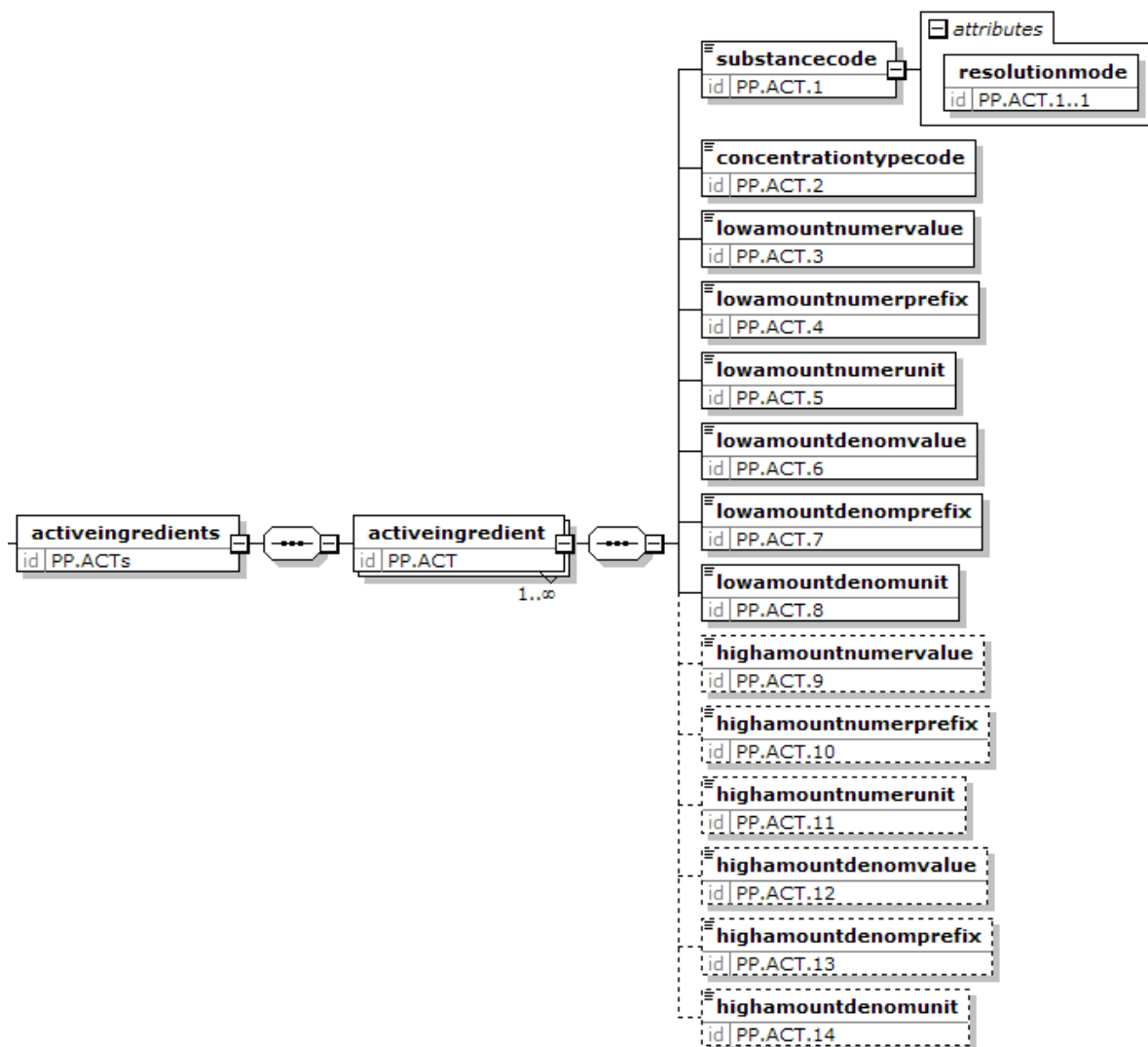
**1.2.17.3. Pharmaceutical product drug ingredients and medical device(s)**

**Section 2. Qualitative and Quantitative composition of the SmPC and section 6.1. List of excipients of the SmPC indicate the composition of pharmaceutical product(s) within the medicinal product.**

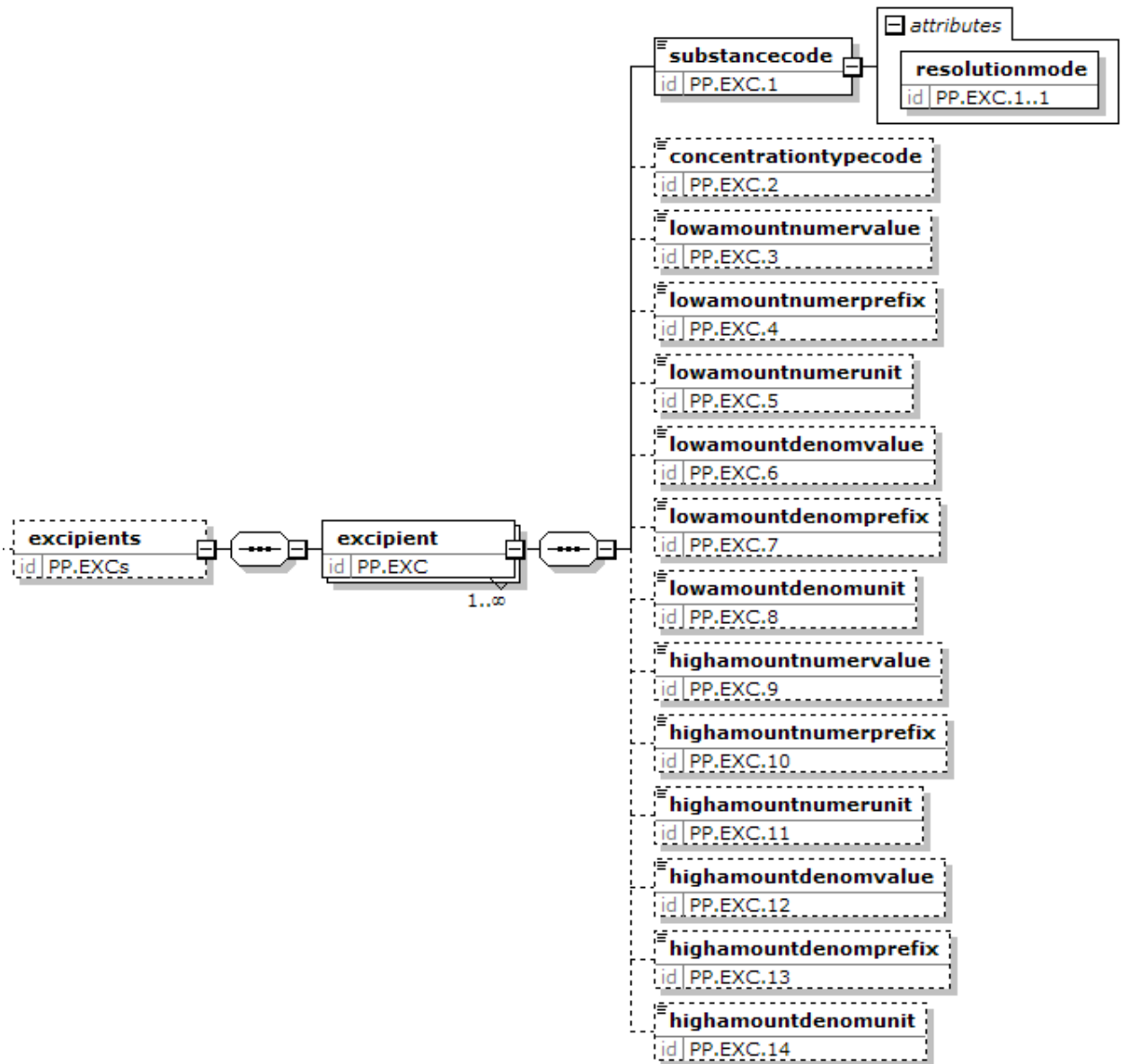
Each pharmaceutical product must contain information on:

- Active ingredient(s) - active ingredient substance name(s) and its/their concentration(s) can be found in section 2. Qualitative and Quantitative Composition of the corresponding SmPC;
- Excipient(s) - excipient substance name(s) can be found in section 6.1 List of excipients of the corresponding SmPC. It is optional to submit the concentration(s) of excipient(s);
- In some instances, pharmaceutical product can also contain adjuvants. Adjuvant substance name(s) and its/their concentration(s) can be found in section 2. Qualitative and Quantitative Composition of the corresponding SmPC.

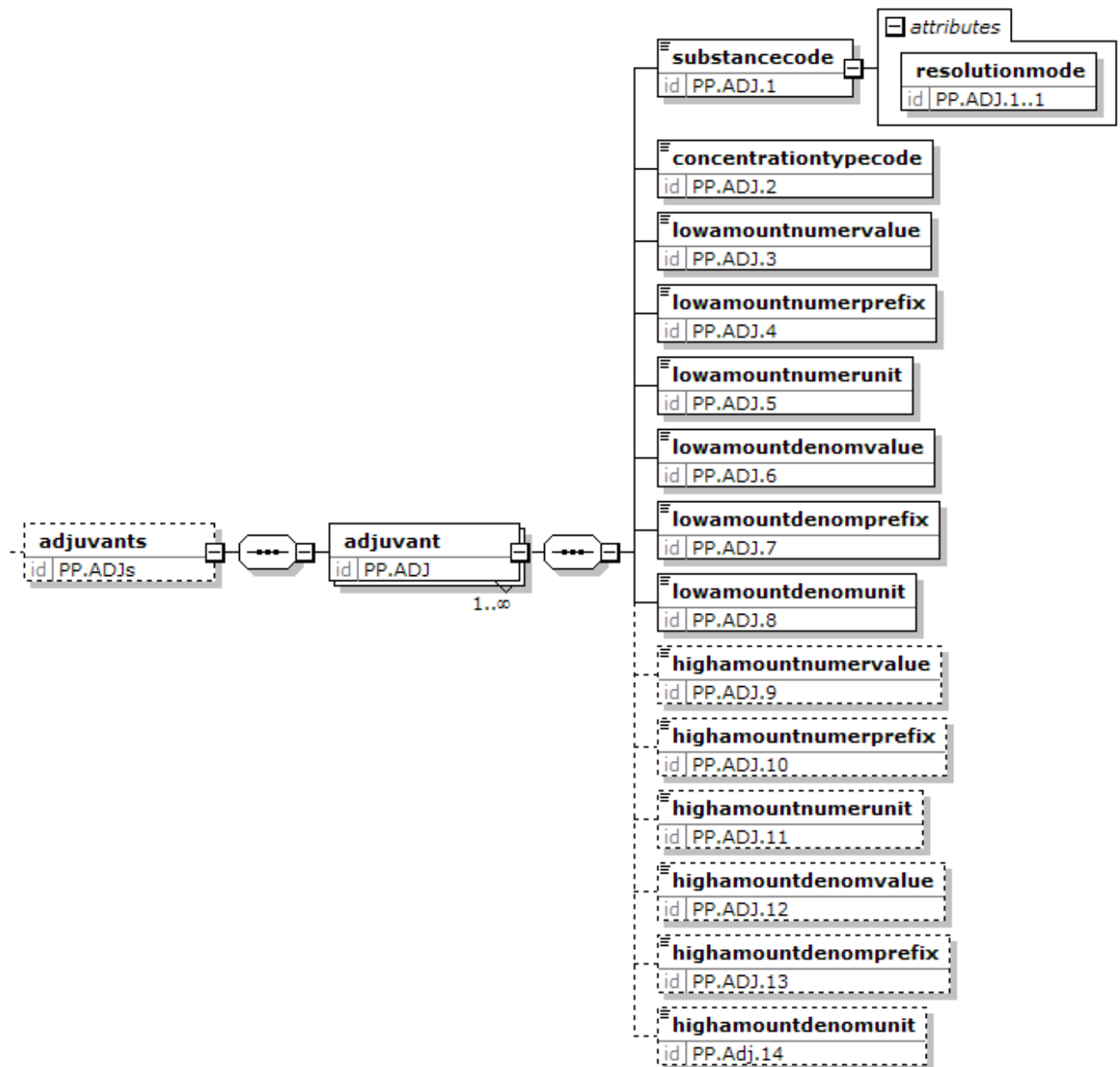
Pharmaceutical Product **active ingredient** element structure:



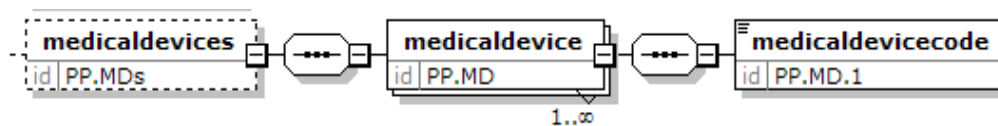
Pharmaceutical Product **excipient** element structure:



Pharmaceutical Product **adjuvant** element structure:



Pharmaceutical Product **medical device** element structure



## NOTE 9

Only approved substances can be referenced in a pharmaceutical product within an authorised medicinal product entity.

Each approved substance successfully submitted in the XEVMPD has an assigned EV Code. The preferred name of the approved substance is entered in English. Each translation and synonym are linked to the master substance EV Code.

The substance name used in the pharmaceutical product must be in line with the substance name used in the attached supporting document and should provide the description of the substance within the medicinal product irrespective of national naming convention or any symbols, commas, and additional brackets, hyphens.

In cases where the substance name referenced in the SmPC differs from the substance name referenced in the product entity in the XEVMPD, and the MAH references in the AMP entry the substance name as it is stated in the Module 3 dossier, then an **extract from the Module 3 dossier** [i.e. section 3.2.P.1 Description and Composition of the Drug Product (name, dosage form)] showing the list of substances within the pharmaceutical product must be provided as an attachment. The substance information [all substance names and concentration of the active substance(s)] referenced in the AMP entry should then correspond to the information stated in the dossier and not in the SmPC. This is to support the validation of the product entry and/or product entries within the same cluster without the need to raise a follow-up communication (FUP) with the MAH.

- If a substance name was previously successfully submitted in the XEVMPD and a substance EV Code has been assigned, the substance name can be selected from the available XEVMPD remote look-up table in XEVMPDweb. Gateway users should populate the 'Active ingredient substance code' field (PP.ACT.1) with the assigned substance EV Code.

A list of approved substances available in the XEVMPD, with their assigned EV Codes, can be found in:

- the 'Approved Substances' remote look-up table in XEVMPDweb;
- the substance export lists published in the [Substance Management System \(SMS\) portal](#).
- An ["eXtended Eudravigilance Product Dictionary \(XEVMPD\) substances" list](#) look up list is also published on the ['Guidance documents related to data submission for authorised medicines' webpage](#). However, this published list is not maintained since February 2023 and therefore does not contain the most up to date information.

The XEVMPD remote look-up table in XEVMPDweb contains the most up-to-date data, as substance information is submitted to the XEVMPD on daily basis.

If a new approved substance/substance translation or a synonym/alias needs to be submitted in the XEVMPD, the process described in section [1.4. Initial submission of an approved substance](#) of this document should be followed.

## EXAMPLE 42

*Scenario 1 – Exact substance name is not available in the XEVMPD remote look-up table/published Controlled Vocabulary (CV) list, but a similar substance name is listed.*

Section 6.1. List of excipients of an English SmPC states "IRON OXIDE BROWN (**E-172**)". The substance name as stated in the SmPC is not present in the XEVMPD look-up table/published Controlled Vocabulary (CV) list. However, an approved substance with a preferred name "IRON OXIDE BROWN (**E172**)" is available with EV Code SUB130375 and should therefore be referenced in the pharmaceutical product. A request for addition of "IRON OXIDE BROWN (E-172)" as a synonym to SUB130375 should be submitted to the Agency as a [request submitted via the EMA Service Desk portal](#). The Agency will process the request in the XEVMPD and provide the MAH with the master substance EV Code to be referenced in their product entry.

Section 2. Qualitative and Quantitative Composition of an English SmPC states "VORTIOXETINE **D,L**-LACTATE". The substance name as stated in the SmPC is not present in the XEVMPD look-up table/published Controlled Vocabulary (CV) list. However, an approved substance with a preferred name "VORTIOXETINE (**D,L**)-LACTATE" is available with EV Code SUB130400 and should therefore be referenced in the pharmaceutical product. A request for addition of "VORTIOXETINE D,L-LACTATE" as a synonym to SUB130400 should be submitted to the Agency as a [request submitted via the EMA Service Desk portal](#). The Agency will process the request in the XEVMPD and provide the MAH with the master substance EV Code to be referenced in their product entry.

*Scenario 2 – Substance name is not available in the XEVMPD look-up table/published Controlled Vocabulary (CV) list.*

Section 6.1. List of excipients of a Czech SmPC states "Sepifilm 3011 oranžová", which is a translation of substance name "Sepifilm 3011 Orange". Neither the substance name as stated in the SmPC nor the preferred name in English is present in the XEVMPD look-up table/published Controlled Vocabulary (CV) list. A request for addition of a new preferred substance name and a translation should be submitted to the Agency as a [request submitted via the EMA Service Desk portal](#). The Agency will process the request in the XEVMPD and provide the MAH with the master substance EV Code to be referenced in their product entry.

Section 6.1. List of excipients of a French SmPC states "laque aluminique de rouge cochenille A (E124)", which is a translation of substance name "aluminium lake red cochenille A (E124)". Neither the substance name as stated in the SmPC nor the preferred name in English is present in the XEVMPD look-up table/published Controlled Vocabulary (CV) list. A request for addition of a new preferred substance name and a translation should be submitted to the Agency as a [request submitted via the EMA Service Desk portal](#). The Agency will process the request in the XEVMPD and provide the MAH with the master substance EV Code to be referenced in their product entry.

## **NOTE 10**

If a pharmaceutical product contains no active ingredient, one of the excipients should be selected and entered as the active ingredient. The strength of the substance should be referenced as per the SmPC/Module 3 dossier or, if not included in the SmPC, zero (0) should be referenced as the amount of the concentration. The substance selected as the active ingredient should not be entered also as an excipient as this would result in receiving a negative XEVPRM acknowledgement due to duplication of the same substance within one pharmaceutical product.

When a substance contains multiple components, both, the substance, and the individual components, should be submitted, providing that the substance has a descriptive level of information relevant to

excipient in medicinal products (e.g., general terms not indicative of excipients in medicines are not accepted such as thickeners, ink, emulsifiers).

EXAMPLES:

- Thickeners (methylcellulose, xanthan gum);
- Stearate emulsifiers (polyethylene glycol sorbitan tristearate, macrogol stearate, glycerides);
- lemon flavour (maltodextrin, arabic gum, lactose, triethyl citrate).

In the authorised product entity, all the substance names should be referenced separately since they are substance names referenced in an approved SmPC; i.e., methylcellulose, xanthan gum, stearate emulsifiers, polyethylene glycol, sorbitan tristearate, macrogol stearate, glycerides, lemon flavour, maltodextrin, arabic gum, lactose and triethyl citrate.

Further guidance on how to handle approved substance names is included in the ['European Medicines Agency substance names best practice: Procedure and principles to handle substance name in the substance management system'](#) document published in the section "Data Quality-control methodology" on the ['Guidance documents related to data submission for authorised medicines' webpage](#).

#### **1.2.17.4. Active ingredient substance code (PP.ACT.1)**

##### **Mandatory information**

**The EV Code(s) of the substance(s) indicated as the active ingredient(s) of the medicinal product according to the description provided in section 2. Qualitative and Quantitative Composition of the corresponding SmPC or as indicated in the Module 3 dossier must be specified.**

**The substance name must be specified in line with the description of the ingredients present in the medicinal product as described in the SmPC of the country of authorisation or in the Module 3 dossier:**

- The substance(s) EV Code(s) must be provided.
- For centrally authorised products (CAPs):
  - any missing translation names must be provided in all official languages based on the process described in section [1.4. Initial submission of an approved substance](#) of this document. See also [Table 1a- Authorised medicinal product – language requirements](#) for related information.
- For non-centrally authorised products (MRPs/DCPs/NAPs):
  - any missing translation names must be provided in all the applicable national languages based on the process described in section of this document. See also [Table 1a- Authorised medicinal product – language requirements](#) for related information.
- Any missing synonym/alias names that are in accordance with internationally recognised reference sources may be requested by means of the process described in section [1.4. Initial submission of an approved substance](#) of this document.

### EXAMPLE 43

The SmPC of a medicinal product authorised in Germany states the following information:

#### 2. QUALITATIVE UND QUANTITATIVE ZUSAMMENSETZUNG

1 g Creme enthält: 1,67 mg Gentamicinsulfat

The active substance (i.e., EV code of the active substance in the local language) to be referenced in the pharmaceutical product section of the AMP entity in the XEVMPD must be "Gentamicinsulfat" (in German language). Since "Gentamicinsulfat" is already available in the XEVMPD look-up table/published Controlled Vocabulary (CV) list as a translation of SUB02327MIG with the preferred name "GENTAMICIN SULFATE", this EV Code should be referenced by the MAH in the product entity.

### EXAMPLE 44

The SmPC of a medicinal product authorised in Italy states the following information:

#### 2. COMPOSIZIONE QUALITATIVA E QUANTITATIVA

Una compressa rivestita contiene: Principio attivo - Paracetamolo 500 mg

The active substance (i.e., EV code of the active substance in the local language) to be referenced in the pharmaceutical product section of the AMP entity in the XEVMPD must be "Paracetamolo" (in Italian language). Since "paracetamolo" is already available in the XEVMPD look-up table/published Controlled Vocabulary (CV) list as a translation of SUB09611MIG with the preferred name "paracetamol", this EV Code should be referenced by the MAH in the product entity.

### EXAMPLE 45

The SmPC of a medicinal product authorised In Ireland states the following information:

#### 2. QUALITATIVE AND QUANTITATIVE COMPOSITION

Each tablet contains 20 mg of metformin hydrochloride corresponding to 18 mg of metformin.

The active substance (i.e., EV Code of the active substance in the local language) to be referenced in the pharmaceutical product section of the AMP entity in the XEVMPD must be "metformin hydrochloride". Since "metformin hydrochloride" is already available as the preferred name of SUB03200MIG, this substance EV Code should be referenced by the MAH in the product entity.

### EXAMPLE 46

The SmPC of a medicinal product authorised In Ireland states the following information:

#### 2. QUALITATIVE AND QUANTITATIVE COMPOSITION

Each tablet contains Olanzapine hydrochloride corresponding to 0.2 mg Olanzapine.

Or

#### 2. QUALITATIVE AND QUANTITATIVE COMPOSITION

Each tablet contains 0.2 mg Olanzapine as Olanzapine hydrochloride.

**Because the strength is available only for the moiety**, the active substance (i.e., EV Code of the active substance in the local language) to be referenced in the pharmaceutical product section of the AMP entity in the XEVMPD must be "Olanzapine". Since "Olanzapine" is already available as the

preferred name of SUB09426MIG, this substance EV Code should be referenced by the MAH in the product entity.

#### EXAMPLE 47

The SmPC of a medicinal product authorised In Ireland states the following information:

#### 2. QUALITATIVE AND QUANTITATIVE COMPOSITION

Each tablet contains 10 mg of Levetiracetam (as hydrochloride).

Or

#### 2. QUALITATIVE AND QUANTITATIVE COMPOSITION

Each inl contains Levetiracetam hydrochloride corresponding to 10 mg/ml Levetiracetam after reconstitution.

The active substance (i.e., EV code of the active substance in the local language) to be referenced in the pharmaceutical product section of the AMP entity in the XEVMPD must be "Levetiracetam". Since "Levetiracetam" is already available as the preferred name of SUB08459MIG, this substance EV Code should be referenced by the MAH in the product entity.

**Table 3 - Requirements on how to reflect information on substance and strength in section 2. Qualitative and Quantitative Composition of the SmPC**

Substance	Substance Strength	Reference Substance	Reference Substance Strength	Article 57(2) Requirements	Examples
✓	✓	✗	✗	Substance + Substance Strength	<p><i>Section 2 of SmPC states:</i> Each vial contains 1000 mg metformin, hydrochloride. After reconstitution, each ml of solution contains 100 mg metformin, hydrochloride.</p> <p><i>Article 57 requirement:</i> Substance: Metformin hydrochloride Strength: 100 mg/ml</p>

Substance	Substance Strength	Reference Substance	Reference Substance Strength	Article 57(2) Requirements	Examples
√	x	√	√	Reference Substance + Reference Substance Strength	<p><i>Section 2 of SmPC states:</i> Each capsule contains 250 mg olanzapine (as hydrochloride). Or Each capsule contains 250 mg olanzapine (as olanzapine hydrochloride).</p> <p><i>Article 57 requirement:</i> Substance: Olanzapine Strength: 250 mg/capsule</p>
x	x	√	√	Reference Substance + Reference Substance Strength	<p><i>Section 2 of SmPC states:</i> One mL contains defibrotide 80mg corresponding to a quantity of 200 mg in 2.5 mL in a vial and equivalent to a concentration in the range of 4 mg/mL to 20 mg/mL after dilution.</p> <p><i>Article 57 requirement:</i> Substance: Defibrotide Strength: 4 mg/ml - 20 mg/ml</p>
√	√	√	√	Substance + Substance	<p><i>Section of SmPC states:</i> Each tablet contains 12 mg loperamide hydrochloride corresponding to 10</p>

Substance	Substance Strength	Reference Substance	Reference Substance Strength	Article 57(2) Requirements	Examples
				Strength	mg loperamide.  <i>Article 57 requirement:</i> Substance: Loperamide hydrochloride Strength: 12 mg/tablet

### 1.2.17.5. Active ingredient substance strength

#### Mandatory information

**The strength of the substance name specified in the "Active ingredient substance code" (PP.ACT.1) must be specified in accordance with section 2. Qualitative and Quantitative Composition of the corresponding SmPC or in the Module 3 dossier.**

**Whenever possible, the substance strength should be expressed as a unit of measurement.**

Strength must be entered in the XEVMPD in accordance with the ISO IDMP standards based on a numerator and denominator. Strength can be therefore expressed in two ways:

- As a **Unit of Measure**

When the strength of a medicinal product described as a technical concept of a "Pharmaceutical Product" that has undergone a transformation (for example reconstitution) is to be specified, it is to be specified using the strength resulting from transformation undertaken exactly in accordance with the regulated product information (i.e., in the SmPC as per section 2. Qualitative and Quantitative Composition).

The use of 'each' as a unit of measure should be limited and only used if it is not possible to express the strength with a suitable concentration for the unit of presentation. In that case, the XEVMPD unit value (of measurement) 'each' must be used to describe the strength.

EXAMPLES of units of measure: 10 milligrams per 100 milliliters, 10 milligrams per 1 single day.

- As a **Unit a Presentation**

The unit of presentation is a qualitative term describing the discrete unit in which a "pharmaceutical product" is presented to describe strength or quantity in cases where a quantitative unit of measurement is not appropriate.

EXAMPLES of units of presentation: 250 milligrams per 1 single tablet, 10 milliliters per one single spoon.

Unit of presentation can be expressed as:

- *Strength*; e.g., spray/puff contains 100 mcg per actuation (unit of presentation = actuation);

- *Quantity*; e.g., bottle contains 100 ml per bottle (unit of presentation = bottle).

## NOTE 11

Where an ingredient is present in the form of a salt or hydrate, the quantitative composition may be expressed in terms of the mass [or biological activity in International (or other) units where appropriate] of the active moiety (base, acid, or anhydrous material).

The strength declared should be included in the SmPC. No calculations/conversions should be performed to obtain a figure.

- If the strength is declared as the amount of base, then the base is the substance to be declared as the ingredient.
- If the strength is declared as the amount of the salt, then the salt is the substance to be declared as the ingredient.
- In the rare examples where the strength of the salt and the base are both declared, then the salt is the substance to be declared as the ingredient. This is in line with IDMP where the both the substance (salt) and the reference substance (base/active moiety) will need to be defined.

EXAMPLE of Reference substance/strength:

"60 mg toremifene (as citrate)" or "toremifene citrate equivalent to 60 mg toremifene" – the substance 'toremifene' will be specified as the active ingredient in the pharmaceutical product.

## NOTE 12

Where the active ingredient is an ester or pro-drug, the quantitative composition may be stated in terms of the quantity of that ester or pro-drug.

Further explanation on the expression of strength is provided in the [Notice to Applicants, Volume 2C - Regulatory Guidelines "Guideline on Summary of Product Characteristics – SmPC"](#).

The active ingredient can be included based on the active substance referenced in the Module 3 dossier instead of the active substance of the SmPC.

### **1.2.17.6. Active ingredient concentration type Code (PP.ACT.2)**

#### **Mandatory information**

**The 'Concentration Type Code' referencing the selected concentration type value must be specified.**

The strength of the substance is to be specified as a quantity of the substance present in a medicinal product described as the technical concept of a "pharmaceutical product".

The following concentration type values (amount value types) are available for use as part of the ['EudraVigilance eXtended Medicinal Product Dictionary \(XEVMPPD\) concentration types' list](#) published on the ['Guidance documents related to data submission for authorised medicines' webpage](#):

- Equal (1);
- Range (2);
- Up to (3);
- Not less than (4);
- Approximately (5);
- Average (6).

#### **EXAMPLE 48**

The SmPC of a medicinal product authorised In Ireland states the following information:

##### **2. Qualitative and Quantitative Composition**

Each tablet contains 10 mg Diazepam

In accordance with the above information stated in the SmPC, the strength of the active ingredient should be expressed as per unit of presentation. The value should be set to "Equal (1)" and the strength will be expressed as 10 milligrams per 1 single tablet.

#### **EXAMPLE 49**

The SmPC of a medicinal product authorised In Ireland states the following information:

##### **2. Qualitative and Quantitative Composition**

Each vial contains 10 mg Paracetamol. After reconstitution, each ml of solution contains approximately 1 mg Paracetamol.

In accordance with the above information stated in the SmPC, the strength of the active ingredient should be expressed as per unit of measure. The value should be set to "Approximately (5)" and the strength will be expressed as 1 milligram per 1 millilitre.

#### **EXAMPLE 50**

The SmPC of a medicinal product authorised In Ireland states the following information:

##### **2. Qualitative and Quantitative Composition**

The concentrate for solution for infusion contains 1000 mg/ml Ibuprofen. After dilution, the concentration of Ibuprofen will be 100 mg/ml to 200 mg/ml depending on the age of the patient.

In accordance with the above information stated in the SmPC, the strength of the active ingredient should be expressed as per unit of measure. The value should be set to "Range (2)" and the strength will be expressed as 100 milligram per 1 millilitre to 200 milligram per 1 millilitre.

#### **1.2.17.7. Active ingredient substance value(s)**

##### **Mandatory information**

***A numerator value and numerator unit, as well as a denominator value and denominator unit, must be specified in accordance with section 2. Qualitative and Quantitative Composition of the corresponding SmPC or in accordance with the information referenced in the Module 3 dossier.***

**(Low Amount) Numerator Value (PP.ACT.3)**

refers to the strength of the active substance expressed in a ratio scale. It refers to the numerator value of the strength of the active substance.

100 mg/ml: "lowamountnumervalue" = 100

**(Low Amount) Numerator Prefix (PP.ACT.4)**

refers to the strength of the active substance expressed in a ratio scale. It refers to the numerator unit prefix value of the strength of the active substance.

100 mg/ml: "lowamountnumerprefix" = Milli ( $1 \times 10^{-3}$ )

**(Low Amount) Numerator Unit (PP.ACT.5)**

refers to the strength of the active substance expressed in a ratio scale. It refers to the numerator unit value of the strength of the active substance.

100 mg/ml: "lowamountnumerunit" = Gram(s)

**(Low Amount) Denominator Value (PP.ACT.6)**

refers to the strength of the active substance expressed in a ratio scale. It refers to the denominator value of the strength of the active substance.

100 mg/ml: "lowamountdenomvalue" = 1

**(Low Amount) Denominator Prefix (PP.ACT.7)**

refers to the strength of the active substance expressed in a ratio scale. It refers to the denominator unit prefix value of the strength of the active substance.

100 mg/ml: "lowamountdenomprefix" = Milli ( $1 \times 10^{-3}$ )

**(Low Amount) Denominator Unit (PP.ACT.8)**

refers to the strength of the active substance expressed in a ratio scale. It refers to the denominator unit value of the strength of the active substance.

100 mg/ml: "lowamountdenomunit" = Litre

**High Amount Numerator Value (PP.ACT.9)**

refers to the strength of the active substance expressed in a ratio scale. It refers to the numerator value of the strength of the active substance.

**High Amount Numerator Prefix (PP.ACT.10)**

refers to the strength of the active substance expressed in a ratio scale. It refers to the numerator unit prefix value of the strength of the active substance.

**High Amount Numerator Unit (PP.ACT.11)**

refers to the strength of the active substance expressed in a ratio scale. It refers to the numerator unit value of the strength of the active substance.

**High Amount Denominator Value (PP.ACT.12)**

refers to the strength of the active substance expressed in a ratio scale. It refers to the denominator value of the strength of the active substance.

**High Amount Denominator Prefix (PP.ACT.13)**

refers to the strength of the active substance expressed in a ratio scale. It refers to the denominator unit prefix value of the strength of the active substance.

**High Amount Denominator Unit (PP.ACT.14)**

refers to the strength of the active substance expressed in a ratio scale. It refers to the denominator unit value of the strength of the active substance.

**EXAMPLE 51**

Administered dose = 200 mg per capsule

Numerator value: 200

Numerator prefix: milli

Numerator unit: gram(s)

Denominator value: 1

Denominator prefix: single

Denominator unit (of presentation): capsule

**EXAMPLE 52**

Administered dose = 200 microgram/puff

Numerator value: 200

Numerator prefix: micro

Numerator unit: gram(s)

Denominator value: 1

Denominator prefix: single

Denominator unit (of presentation): puff

**EXAMPLE 53**

Administered dose = 0.5 – 2 mg/ml

Low amount numerator value: 0.5

Low amount numerator prefix: milli

Low amount numerator unit: gram(s)

Low amount denominator value: 1

Low amount denominator prefix: milli

Low amount denominator unit (of measurement): litre(s)

High amount numerator value: 2

High amount numerator prefix: milli

High amount numerator unit: gram(s)

High amount denominator value: 1

High amount denominator prefix: milli

High amount denominator unit (of measurement): litre(s)

**EXAMPLE 54**

Administered dose = 5 mg/1 measuring spoon (if the spoon is provided as part of the package or not does not have any impact on making reference to the unit of presentation)

Numerator value: 5

Numerator prefix: milli

Numerator unit: gram(s)

Denominator value: 1

Denominator prefix: single

Denominator unit (of presentation): spoon

#### **EXAMPLE 55**

1 dose (1 ml) contains Hepatitis A surface antigen 10 micrograms

Numerator value: 10

Numerator prefix: micro

Numerator unit: gram(s)

Denominator value: 1

Denominator prefix: milli

Denominator unit (of measurement): litre(s)

#### **EXAMPLE 56**

1 dose contains Hepatitis B surface antigen 20 micrograms

Numerator value: 20

Numerator prefix: micro

Numerator unit: gram(s)

Denominator value: 1

Denominator prefix: single

Denominator unit (of presentation): dose

#### **EXAMPLE 57**

1 ml contains Hepatitis C surface antigen 30 micrograms

Numerator: 30

Numerator prefix: micro

Numerator unit: gram(s)

Denominator value: 1

Denominator prefix: milli

Denominator unit (of measurement): litre(s)

#### **1.2.17.8. Excipient substance code (PP.EXC.1)**

##### ***Mandatory information***

**The EV Code(s) of the substance(s) indicated as excipient(s) of the medicinal product, according to the description provided in section 6.1. List of excipients of the corresponding SmPC, or in the Module 3 dossier, must be specified.**

**The substance name must be specified in line with the description of the ingredients present in the medicinal product as described in the SmPC of the country of authorisation:**

- The Substance(s) EV Code(s) must be provided.
- For centrally authorised products (CAPs): any missing translation names must be provided in all official languages based on the process described in section [1.4. Initial submission of an approved substance](#) of this document. See also [Table 1a- Authorised medicinal product – language requirements](#) for related information.
- For non-centrally authorised products (MRPs/DCPs/NAPs): any missing translation names must be provided in all the applicable national languages based on the process described in section [1.4. Initial submission of an approved substance](#) of this document. See also [Table 1a- Authorised medicinal product – language requirements](#) for related information.
- Any missing synonym/alias names that are in accordance with internationally recognised reference sources may be requested by means of the process described in section [1.4. Initial submission of an approved substance](#) of this document.

See also [NOTE 9](#) for related information.

#### **EXAMPLE 58**

The SmPC of a medicinal product authorised in Germany states the following information:

##### **6.1 Liste der sonstigen Bestandteile**

Wasser für Injektionszwecke

The excipient substance (i.e., an EV code of the excipient substance in the local language) to be referenced in the pharmaceutical product section of the AMP entity in the XEVMPD must be "Wasser für Injektionszwecke" (in German language). Since "Wasser für Injektionszwecke" is already available as a translation of SUB12398MIG, this substance EV Code should be referenced by the MAH in the product entity.

#### **EXAMPLE 59**

The SmPC of a medicinal product authorised in the Czech Republic states the following information:

##### **6.1 Seznam pomocných látek**

Granulovaná mikrokrytalická celulóza

Magnesium-stearát

The excipient substances (i.e., EV code of the excipient substances in the local language) to be referenced in the pharmaceutical product section of the AMP entity in the XEVMPD must be "Granulovaná mikrokrytalická celulóza" and "Magnesium-stearát" (both in Czech language). Since "Granulovaná mikrokrytalická celulóza" is already available as a translation of SUB122000, this substance EV Code should be referenced by the MAH in the product entity.

Since "Magnesium-stearát" is already available as a translation of SUB12527MIG, this substance EV Code should be referenced by the MAH in the product entity.

#### **1.2.17.9. Excipient substance strength**

##### **Optional information**

**It is optional to describe the strength(s) of excipient(s). If this information is provided, the strength(s) of the excipient(s) as listed in section 6.1 List of excipients of the corresponding SmPC or as referenced in the Module 3 dossier must be specified in the pharmaceutical product.**

The same principles as described in sections [1.2.17.6. Active ingredient concentration type Code \(PP.ACT.2\)](#) and [1.2.17.7. Active ingredient substance value\(s\)](#) of this document apply to the description of strength of excipients should the MAH wish to submit it.

#### **1.2.17.10. Adjuvant substance code (PP.ADJ.1)**

##### **Mandatory information**

**The EV Code(s) of the substance(s) indicated as adjuvant(s) of the medicinal product according to the description provided in section 2. Qualitative and Quantitative Composition (or section 6. List of excipients) of the corresponding SmPC, or as indicated in the Module 3 dossier, must be specified.**

**The substance name must be specified in line with the description of the ingredients present in the medicinal product as described in the SmPC of the country of authorisation or in the Module 3 dossier:**

- The substance(s) EV Code(s) must be provided.
- For centrally authorised products (CAPs): any missing translation names must be provided in all official languages based on the process described in section [1.4. Initial submission of an approved substance](#) of this document. See also [Table 1a- Authorised medicinal product – language requirements](#) for related information.
- For non-centrally authorised products (MRPs/DCPs/NAPs): any missing translation names must be provided in all the applicable national languages based on the process described in section [1.4. Initial submission of an approved substance](#) of this document. See also [Table 1a- Authorised medicinal product – language requirements](#) for related information.
- Any missing synonym/alias names that are in accordance with internationally recognised reference sources may be requested by means of the process described in section [1.4. Initial submission of an approved substance](#) of this document.

See also [NOTE 9](#) for related information.

#### **1.2.17.11. Adjuvant substance strength**

##### **Mandatory information**

**The strength of the substance stated as the adjuvant of the pharmaceutical product in section 2. Qualitative and Quantitative Composition of the corresponding SmPC, or in the Module 3 dossier, must be specified.**

**Whenever possible, the substance strength should be expressed as a unit of measurement.**

The same principles as described in sections [1.2.17.6. Active ingredient concentration type Code \(PP.ACT.2\)](#) and [1.2.17.7. Active ingredient substance value\(s\)](#) of this document apply to the description of strength of adjuvants.

#### **EXAMPLE 60**

The SmPC of a medicinal product authorised in Ireland states the following information:

#### **2. QUALITATIVE AND QUANTITATIVE COMPOSITION**

Hepatitis B surface antigen\* .....20 micrograms/ml

\*adjuvanted on aluminium hydroxide (0.2 micrograms/ml Al<sup>3+</sup>)

The adjuvant (i.e., EV code of the adjuvant substance in the local language) to be referenced in the pharmaceutical product section of the AMP entity in the XEVMPD must be "aluminium hydroxide" (i.e., EV Code SUB33625) and the strength is "0.2 micrograms/ml".

#### **1.2.17.12. Medical device Code (PP.MD.1)**

##### **Mandatory information**

**When a medical device forms an integral part of the medicinal product, the EV code of the medical device must be specified.**

Medical device description is currently only required for Advanced Therapy Medicinal Products (ATMPs), where applicable (see Regulation (EC) No 1394/2007).

EXAMPLE - medical device: COLLAGEN SCAFFOLD

Where a medical device term is required for an ATMP, the marketing authorisation holder should submit [a request for a term assignment via the EMA Service Desk portal](#). The Agency will assess the request and, if the term should be included, provide a code and term name for the medical device to the marketing authorisation holder.

List of available medical devices with their assigned codes can be found:

- in the 'Medical devices' remote look-up list in XEVMPDweb;
- in the ['EudraVigilance eXtended Medicinal Product Dictionary \(XEVMPD\) medical devices' controlled vocabulary list](#) published on the ['Guidance documents related to data submission for authorised medicines' webpage](#); or
- in the 'XEVMPD Medical Devices' list in the [Referentials Management System \(RMS\)](#).

#### **1.2.18. Product ATC Code(s) (AP.ATC.1)**

##### **Mandatory information**

***The ATC Code as described in Section 5.1 Pharmacodynamic properties of the SmPC must be specified.***

***A "standard" ATC Code must be specified whenever possible.***

A list of standard ATC Codes is maintained in the XEVMPD by the Agency.

MAHs should not reference deprecated ATC Codes in authorised medicinal products.

All five levels of the ATC Code can be used.

- Where, for certain types of medicinal products (e.g., authorised, or registered herbal medicinal products), an ATC Code is usually not allocated the ATC Code value **NOTAPPLIC** may be specified.
- Where an ATC Code has been requested by the marketing authorisation holder as per the process explained on the [WHO website](#) but has not yet been assigned by the WHO Collaborating Centre for Drug Statistics Methodology, the proposed ATC Code value must be specified even if the SmPC states "not yet assigned".
- Where an ATC Code has not been requested by the marketing authorisation holder, and the SmPC states "not yet assigned", the ATC Code value **NOTASSIGN** must be specified.
- In case that multiple ATC Codes are applicable for one authorised medicinal product, multiple ATC Codes can be referenced within one AMP entity.

ATC Code information is available:

- on the [WHO website](#);
- in the 'ATC Codes' look-up table in XEVMPDweb; and
- in the '[Anatomical Therapeutic Chemical classification system – Human' list](#) in the [Referentials Management System \(RMS\)](#). This list will be updated on a yearly basis following WHO's update calendar. In addition to the yearly updates, if a specific ATC code is required in RMS for regulatory purposes, RMS will accept a change request for the publication of codes which have not yet been published in the final ATC list from WHO if they have been accepted as provisional by WHO.

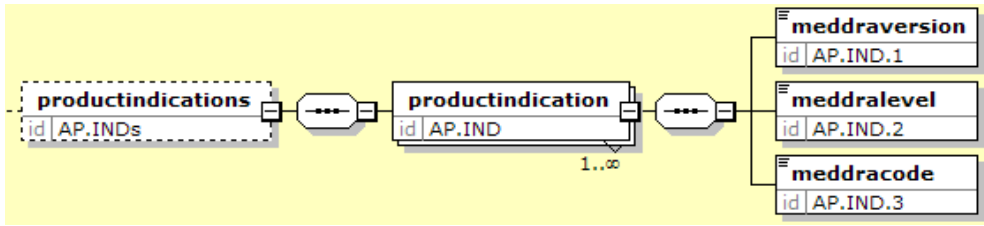
If the ATC Code for a medicinal product is not part of the ATC Index published by the WHO, and the ATC Code has been requested by the marketing authorisation holder, the ATC Code should be provided by the EMA as a "proposed ATC Code" in the XEVMPD via an XEVPRM.

From 18 January 2024, only the EMA can enter proposed and/or standard ATC Codes in the XEVMPD.

See section [1.7. Initial submission of an ATC Code](#) of this document for further information on how to request the addition of an ATC Code in the XEVMPD.

### **1.2.19. AMP - Product indications (AP.INDs)**

***Description of the authorised indication(s) as reflected in Section 4.1 Therapeutic Indications of the SmPC must be provided in this section.***



A copy of MedDRA needs to be obtained from [MedDRA](#).

Further guidance on coding of indications based on section 4.1 of the Summary of Product Characteristics (SmPC) using MedDRA terminology is available in the document '[Coding of indications in the eXtended EudraVigilance Medicinal Product Dictionary \(XEVMPPD\)](#)' published on the '[Guidance documents related to data submission for authorised medicines](#)' webpage.

### 1.2.19.1. MedDRA version (AP.IND.1)

#### Mandatory information

**The indication(s) is/are to be coded using MedDRA in its latest version, where applicable.**

Each indication is to be coded using MedDRA in its latest current version for the operation types "Insert (1)" and "Update (2)" in the context of the data submission maintenance (e.g., variation, renewal, etc.). The next official MedDRA version can also be used if a term of that version is required.

XEVMPDweb users may specify one of the following MedDRA versions for the operation types "Invalidate MA (6)", "Nullification (4)" and "Update (2)" (not in the context of data submission maintenance):

- the latest current version of MedDRA;
- the two previous version of MedDRA;
- the next MedDRA version (for supplemental terms).

'Post' functionality and Gateway users may specify any MedDRA version after version 7.1 (inclusive) for the operation types "Invalidate MA (6)", "Nullification (4)" and "Update (2)" (not in the context of data submission maintenance).

Note that new MedDRA versions are implemented in XEVMPD towards the end of the **transition period defined by MSSO**. Therefore, the concept of "latest current version of MedDRA" refers to the system availability and not to the publishing of a more recent version.

For instance, MedDRA 17.0 was considered the latest current version up to November 2014. Whilst MedDRA 17.1 was published in September 2014, MedDRA 17.1 became current as of November 2014.

### 1.2.19.2. MedDRA level (AP.IND.2)

#### Mandatory information

**Low Level Terms (LLT) and/or Preferred Terms (PT) must may be used when coding indications.**

See [this ServiceNow article](#) for related information.

### **1.2.19.3. MedDRA Code (AP.IND.3)**

#### **Mandatory information**

**The indication(s) is/are to be coded using the English term and corresponding code. Where a specific language is not supported in MedDRA, the MedDRA Code associated with the English equivalent term should be used.**

If a term of the next official MedDRA version is required, it can be entered as supplemental MedDRA term.

Multiple terms can be used to code the medical concepts of indication(s), the signs, symptoms or intended effects. The use of qualifiers (e.g., comorbidities, population specifics) will be possible with the implementation of the ISO IDMP standards in the [Product Management Service \(PMS\)](#).

It is not necessary to update medicinal product entries when a new MedDRA version is released. In the context of the data submission maintenance (e.g., if there is a need of notification of a variation with an 'Update (2)' operation type), if a new MedDRA version is available, the latest current version should be used to codify the indications.

As a general principle, when updating the product information, terms deprecated (non-current) in a new version of MedDRA cannot be referenced in any XEVPRM submitted thereafter and current terms are to be provided instead.

For coding instructions, please refer to 'Points to Consider Documents' available on [MedDRA website](#). The 'Summary of Changes to MedDRA Term Selection' is also available on [MedDRA website](#).

Efforts should be made to capture the most granular and comprehensive level of information available in MedDRA; where the stage or type of a disease is available, this should be captured as well.

#### **EXAMPLE 61**

##### Scenario 1

Section 4.1 Therapeutic Indications of the SmPC states "Treatment of COPD"

Term coded in MedDRA: COPD (LLT=10010952)

##### Scenario 2

Section 4.1 Therapeutic Indications of the SmPC states "Treatment of Chronic obstructive pulmonary disease"

Term coded in MedDRA: Chronic obstructive pulmonary disease (LLT=10009033)

##### Scenario 3

Section 4.1 Therapeutic Indications of the SmPC states "Treatment of Chronic obstructive pulmonary disease (COPD)"

Term coded in MedDRA: Chronic obstructive pulmonary disease (LLT=10009033)

Term coded in MedDRA: COPD (LLT=10010952)

### **EXAMPLE 62**

Section 4.1 Therapeutic Indications of the SmPC states "Treatment of motor fluctuations in patients with Parkinson's disease"

Term coded in MedDRA: Motor fluctuations (LLT=10067208)

### **EXAMPLE 63**

Section 4.1 Therapeutic Indications of the SmPC states "None. The product is intended as a diluent for Carwash Powder for Injection"

Term coded in MedDRA: Medication dilution (LLT=10063482)

### **EXAMPLE 64**

Section 4.1 Therapeutic Indications of an Italian SmPC states:

"ricidiva di candidiasi orofaringea o esofagea in pazienti con infezione da HIV che sono ad alto rischio di subire ricadute"

Term coded in MedDRA:

Oropharyngeal candidiasis recurrent (LLT=10066493)

Oesophageal candidiasis recurrent (LLT=10066491)

### ***Additional MedDRA coding examples***

1/

"Drug is indicated in the treatment of osteoporosis in postmenopausal women and in men at increased risk of fracture. In postmenopausal women, a significant reduction in the incidence of vertebral and non-vertebral fractures but not hip fractures has been demonstrated. Treatment of osteoporosis associated with sustained systemic glucocorticoid therapy in women and men at increased risk for fracture"

Term coded in MedDRA:

Osteoporosis (LLT= 10031282)

Osteoporosis steroid-induced (LLT=10031287)

Osteoporosis postmenopausal (LLT=10031285)

2/

"Indicated for treatment of patients with locally advanced or metastatic adenocarcinoma of the pancreas"

Term coded in MedDRA:

Pancreatic adenocarcinoma (LLT=10051971)

Pancreatic adenocarcinoma metastatic (LLT=10033599)

Where two or more similar MedDRA terms exist, it is preferable to capture only one of them (e.g.,: either "Pancreatic adenocarcinoma (LLT=10051971)" or "Adenocarcinoma pancreas (LLT=10052747)" is acceptable).

3/

#### EXAMPLE 64.3

"Drug is indicated for the symptomatic relief in the treatment of osteoarthritis, rheumatoid arthritis and ankylosing spondylitis."

Term coded in MedDRA:

Ankylosing spondylitis (LLT= 10002556)

Osteoarthritis (LLT= 10031161)

Rheumatoid arthritis (LLT= 10039073)

4/

"Drug is indicated for the treatment of patients with locally advanced or metastatic epithelial ovarian carcinoma, in patients with relapsed disease following a recurrence-free interval of at least 6 months after platinum-based, first-line therapy."

Term coded in MedDRA:

Ovarian epithelial cancer (LLT=10061328)

Ovarian epithelial cancer metastatic (LLT=10033158)

The information related to co-medication and other qualifiers for treatment, target population or health status or population will not be captured at this stage.

The information related to the status of the disease is to be captured, as available in the current MedDRA version.

5/

"Drug is indicated for the treatment of patients with unresectable, locally recurrent or metastatic breast cancer who have relapsed following adjuvant/neoadjuvant chemotherapy".

Term coded in MedDRA:

Breast Cancer (10006187)

Breast cancer recurrent (10006198)

Breast cancer metastatic (10055113)

### **1.2.20. Previous EV Code (AP.PEV.1)**

#### ***Mandatory Optional information***

---

**The EV Code of a development product may be specified if the authorised product was submitted to the XEVMPD in its development form.**

**The EV Code of an authorised product must be specified in the context of transfer/renewal of marketing authorisation as applicable.**

- If the authorised product was submitted to the XEVMPD in its development form (as a development medicinal product), this field may contain the EV Code assigned to the development medicinal product (DMP).
  - The referenced **EV Code** must match a **development product EV Code** in the XEVMPD. Failure to comply leads to the generation of a 02 negative acknowledgement and the individual product is rejected.
- If an authorised medicinal product submitted in the XEVMPD was subject to a marketing authorisation transfer between organisations registered in EV under separate headquarters, the new authorised medicinal product entity must reference the EV Code of the previous AMP entity as applicable.
  - The referenced **EV Code** must match at least one **authorised product EV Code** in the XEVMPD. The EV Code of the AMP must not be a nullified EV Code. Failure to comply leads to the generation of a 02 negative acknowledgement and the individual product is rejected.
- If an authorised medicinal product submitted in the XEVMPD was subject to a marketing authorisation transfer within the same organisation (i.e., organisations under the same EV headquarter), and the MAH used the simplified process to notify the Agency of this transfer, the updated authorised medicinal product entity must reference the EV Code of the AMP entity that is being updated as applicable.

See section [2.4.3. Transfer of marketing authorisation](#) of this document for further information on transfer of marketing authorisation.

- If an authorised medicinal product submitted in the XEVMPD was a subject to a marketing authorisation renewal where a new marketing authorisation number has been assigned by the competent authority, the new authorised medicinal product entity must reference the EV Code of the previous AMP entity as applicable.
  - The referenced **EV Code** must match at least one **authorised product EV Code** in the XEVMPD. The EV Code of the AMP must not be a nullified EV Code. Failure to comply leads to the generation of a 02 negative acknowledgement and the individual product is rejected.

### **1.2.21. AMP - Printed product information (PPI) attachments**

#### **Mandatory information**

**A copy of the SmPC, as authorised by the Authorising Body, must be provided as a PPI attachment to the authorised medicinal product entity.**

- Where, in exceptional circumstances, the SmPC is not available as part of the marketing authorisation, an equivalent document that facilitates the data quality assurance process by the Agency (e.g., English common text, PIL or other similar text as authorised by the Authorising Body) should be provided.

- In case where the approved SmPC does not state an authorisation number, a date of authorisation/renewal or the MAH, a copy of the document granting, or renewing the marketing authorisation should also be provided as an additional PPI attachment.
- If the MAH referenced the composition of the pharmaceutical product [all substance names and the concentration of the active substance(s)] within the AMP entry as stated in the Module 3 dossier instead of the SmPC, then an extract of the dossier [i.e. section 3.2.P.1 Description and Composition of the Drug Product (name, dosage form)] must also be provided as an attachment.

See section [1.10. Submission of an attachment](#) for further information.

#### **1.2.21.1. Attachment EV Code (AP.PPI.1)**

##### **Mandatory information**

**The EV Code of the attachment referring to the authorised medicinal product must be specified.**

- If the attachment to be referenced in the AMP entity was already submitted in the XEVMPD and an attachment EV Code has been assigned, the attachment can be selected from the available EudraVigilance look-up table (XEVMPDweb users). Gateway users should populate the 'Attachment EV Code' field (AP.PPI.1) with the assigned attachment EV Code received in the XEVPRM Acknowledgement.

The pattern of the EV Code is 'ATT' followed by a number.

- If the corresponding attachment is not available in the XEVMPD, the attachment can be added using the attachment section of the XEVPRM.

See section [1.10. Submission of an attachment](#) of this document for further information on how to submit a PPI attachment in the XEVMPD.

### **NOTE 13**

It is not possible to submit only a PPI attachment entity in an XEVPRM in XEVMPDweb. At least one of the submitted authorised medicinal products that will refer to the new attachment (SmPC) must also be present in the same XEVPRM.

#### **1.2.21.2. Attachment validity declaration (AP.PPI.2)**

##### **Mandatory Optional information**

**Validity confirmation that the referenced attachment is the latest version of the documentation must be provided when performing an update or insert of an authorised product where a referenced PPI attachment was previously loaded in the XEVMPD.**

The value 'Valid (1)' specifies that the attachment is the latest version.

-----

When all the above fields required for the submission of an AMP are specified as applicable in the XEVPRM and following a successful submission of the XEVPRM in the XEVMPD, a local code will be assigned as an internal reference code, until an EV Code has been provided as part of the acknowledgement process.

Following a successful insert, an EV Code for the authorised medicinal product entity will be received in the XEVPRM Acknowledgement.

The pattern of the EV Code for a medicinal product is 'PRD' followed by a number.

### 1.3. Initial submission of a QPPV information

**EU QPPV, and where such does not exist, the local QPPV (e.g., for purely national authorisations) must register with EudraVigilance.**

MAHs are legally required to have a qualified person for pharmacovigilance (QPPV) based in the European Union (EU) in place at all times, in line with Article 104 of [Directive 2001/83/EC](#).

The Agency uses the QPPV email address provided as the sole contact point for certain important communications (e.g., in relation to initiation of pharmacovigilance referral procedures concerning MAHs marketing authorisations), therefore the QPPV information must be up to date.

Detailed information on how to register a QPPV can be obtained on the '[EudraVigilance: How to register](#)' webpage or in the [EMA EudraVigilance Registration Manual](#).

From 26 July 2018, QPPVs are required to self-register in the [EMA Account Management Platform](#):

- The main QPPV of the MAH organisation must request the 'EV Human MAH EU QPPV' role.
- The trusted deputy that supports the main responsible person must request the 'EV Human MAH/CS/NCS Trusted Deputy' role.
- Additional QPPV, which is not the EU QPPV user for that profile, may request the 'EV Human MAH Additional QPPV' role.

Following the self-registration of the QPPV in the EMA Account Management Platform, the QPPV submits an [EMA Service Desk portal request](#) requesting their role to be certified by the EMA. Once the role is approved by the EMA, the QPPV retrieves the QPPV Code assigned.

The QPPV code can be retrieved by the QPPV and/or MAH users registered under the organisation's HQ from:

- the [restricted area of the EudraVigilance website](#) (accessible to registered users only) under the "QPPV list":



- or from the look-up table of the "QPPV" field in the XEVMPD Data Entry Tool (XEVMPDweb).

Any changes of the QPPV details (e.g., change of telephone number/address or surname of the QPPV) must be updated in the user's profile via the [EMA Account Management Platform](#) by the user. The changes must be made immediately and no later than 30 calendar days from the date the changes apply.

## 1.4. Initial submission of an approved substance

**New approved substance information is submitted in the XEVMPD in an XEVPRM with the operation type 'Insert (1)' by the EMA.**

**The preferred name and alias(es) must be in English.**

**Substance/alias translation(s) must be provided in all official EU language(s) for CAPs and all national language(s) of the country/countries of authorisation for NAPs/MRPs/DCPs by the MAHs.**

Each approved substance successfully submitted in the XEVMPD has an assigned EV Code:

- The preferred name of the substance is entered in English.
- The name(s) of the substance in individual national languages is/are listed as "Translations".
- Any synonym(s)/alias(es) of the substance is/are listed as "Synonyms"/"Alias(es)".
- The Agency supports non-Latin /accented character set EEA languages. The UTF-8 character set should be used.

As communicated in the ['Changes to some business rules of the eXtended EudraVigilance Medicinal Product Dictionary \(XEVMPPD\): Submission of substance information' document](#), in the context of improvement of the XEVMPD Substance Controlled Vocabulary data quality, the XEVMPD business rules were revised to reject any operation type related to submission of substances. This implies that any XEVPRM messages containing operation type 'Insert (1)', 'Update (2)' or 'Nullification (4)' of an approved or development substance will be rejected and will generate a negative XEVPRM acknowledgement.

To check if an approved substance is available in the XEVMPD, MAHs should search the XEVMPD approved substance look-up table in XEVMPDweb or search the **substance export lists** published on the [Substance Management System \(SMS\) portal](#):

- If the required substance is listed as a 'non-current' substance in the file '[Download SMS Export \(non-current\)](#)' on the [Substances Management Services \(SMS\) portal](#), MAHs should reference the 'replacement' substance EV Code (column F: Comment) from that file in their product submission instead.
- If the required approved substance is not listed as 'non-current', MAHs should [request the addition of the substance information](#) via the [EMA Service Desk portal](#).

To request an **addition of a new approved substance** in the XEVMPD:

1. Download and complete the [Substance Request Form](#):
  - a. Company code can be set as the substance preferred term if the substance is not in the public domain.
  - b. Privacy settings can be adjusted for all additional names and molecular formula; **additional information on substance confidentiality is available on** ['SMS guidance for external users' document, section 3 "Substance Confidentiality"](#).
2. Go to the [EMA Service Desk portal](#) and create the request using the '[Request SMS services' form](#). In the request:
  - a. Attach the completed [Substance Request Form](#).

- b. Attach supporting documentation for the substance (e.g., SmPC or Investigator's Brochure). **An EV Code of an attachment, or an EV Code of the medicinal product entry in the XEVMPD referencing the document where the requested substance name is included, can also be provided instead of the actual document within the request.**
3. Finalise and submit the request.

To request an **update of an existing approved substance** in the XEVMPD:

1. Go to the [EMA Service Desk portal](#) and create the request using the '[Request SMS services' form](#). In the request:
  - a. reference the EV Code or the preferred name of the substance term to be updated;
  - b. for a **translation**, include the translation, language information and reference source;
  - c. for an **alias**, include the alias and the reference source;
  - d. attach supporting documentation (e.g., SmPC or Investigator's Brochure) or an EV Code of an existing attachment where the translation/alias are referenced.
2. Finalise and submit the request.

All substance requests are processed by EMA Data Stewards from the Substance Management Service (SMS). They will validate the request upon pre-registration or update of the substance. 5-10 working day SLA will be applied. Once the substance is registered, the user will receive an e-mail confirmation from the EMA Service Desk that substance data has been registered or updated, also stating the EV Code assigned (if applicable).

Registered or updated substance data will be available for selection in the eAF, XEVMPD, IRIS, EudraCT, CTIS and EudraGMDP automatically.

Substance related enquiries should be submitted via the [EMA Service Desk portal](#) using the '[Request for Information' form](#):

- in the 'Service' field "SPOR" should be selected;
- in the 'Service offering' field "SMS" should be selected.

Guidance on how to handle approved substance names is included in the '[EMA Substance names best practice](#)' document published in section "Data Quality-control methodology" on the '[Guidance documents related to data submission for authorised medicines' webpage](#).

## 1.5. Initial submission of a reference source

**New reference source information must be submitted in the XEVMPD by the EMA via an XEVPRM with the operation type "Insert (1)".**

Reference source is required only during the submission of an approved substance information in the XEVMPD. Approved substance information is entered in the XEVMPD by the EMA upon [request submitted via the EMA Service Desk portal](#).

To support Product Management System (PMS) implementation and RMS/XEVMPD synchronisation, if the required reference source does not exist in the XEVMPD, MAHs can request the addition of a new reference source in the XEVMPD via ~~a change request in RMS~~ an **RMS change request submitted via the EMA Service Desk**:

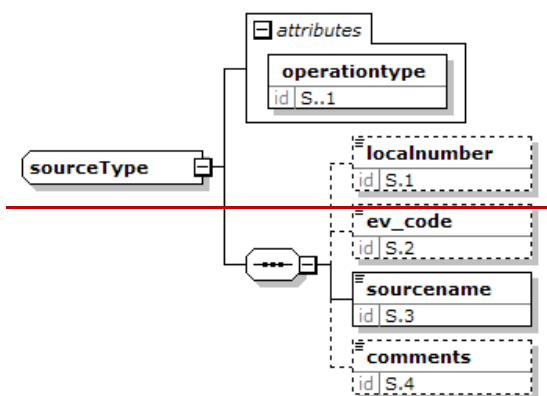
- If the required reference source is available in RMS list named 'Source of Information' (RMS ID: 100000000009) but it is not available in the XEVMPD, MAHs should submit an **'Update term' RMS change request via RMS the EMA Service Desk portal** to request the insert of the reference source in the XEVMPD.
- If the required reference source is not available in either system (i.e., RMS and XEVMPD), MAHs should submit a **'New term' RMS change request via RMS the EMA Service Desk portal** to request the insert of the reference source in the RMS list named 'Source of Information' (RMS ID: 100000000009) and in the XEVMPD.

~~An 'RMS user manual' is available for download from section 'Documents' of the RMS portal. Please refer to section 3.7. Change Requests of the RMS user manual for further information.~~

Further information and guidance on how to submit change requests via the EMA Service Desk portal is available in section **3.3. RMS Change requests** of the document **'A6 – Alternative access solution'** under the 'Documents' section of the [RMS portal](#).

RMS data stewards will assess the change request and provide the requestor with the EV Code of the reference source term, as applicable.

~~Reference source element structure:~~



### ~~1.5.1. Local Number (S.1)~~

~~**Local number is a unique reference number that must be assigned for a reference source entity in the XEVPRM following an operation type 'Insert' (1).**~~

When a new reference source is submitted in an XEVPRM using the operation 'Insert' (1), a local number must be assigned to the reference source. When the corresponding XEVPRM Acknowledgement is received and providing that the submission was successful, this local number should be used to retrieve the corresponding EV Code.

EXAMPLE: XEVPRM — Insert of a new reference source

```
<sources>
- <source operationtype="1">
  <localnumber>3</localnumber>
  <source name>Example Source</source name>
</source>
</sources>
</evprm>
```

EXAMPLE: XEVPRM Acknowledgement — Insert of a new reference source

```
- <reportacknowledgment>
  <reportname>SOURCE</reportname>
  <localnumber>3</localnumber>
  <ev_code>SRC12345</ev_code>
  <operationtype>1</operationtype>
  <operationresult>2</operationresult>
  <operationresult desc>Entity inserted successfully</operationresult desc>
</reportacknowledgment>
```

### ~~1.5.2. EV Code (S.2)~~

***EudraVigilance (EV) Code of the reference source must be specified if the operation type is NOT an 'Insert'.***

I.e., if maintenance related operations are performed on a reference source entity successfully inserted in the XEVMPD, the EV Code of the reference source entity must be referenced in this field).

### ~~1.5.3. Reference source name (S.3)~~

***The reference source name must be provided as mandatory information.***

#### **~~1.5.4. Comment (S.4)~~**

**~~Further information on the reference source may be provided in the comment field, if required.~~**

~~When operation type 'Nullification' (4) is performed on a reference source entity, the comment field must be populated with the reason for nullification (e.g., "Duplicate of XXX"). Only the owner organisation (i.e., the organisation that submitted the data and/or its HQ) and the EMA can perform the nullification.~~

~~When all the above fields required for the submission of a reference source are specified as applicable, and following a successful insert in the XEVMPD, an EV Code for the reference source will be received in the XEVPRM Acknowledgement.~~

~~The pattern of the EV Code for a reference source is 'SRC' followed by a number.~~

## **1.6. Initial submission of a marketing authorisation holder (MAH) organisation**

**New organisation information must be submitted in the XEVMPD in an XEVPRM with the operation type 'Insert (1)'.**

**The organisation information (i.e., MAH name and MAH address) refer to the legal entity of the medicinal product in a given country as indicated in section 7. Marketing Authorisation Holder of the SmPC.**

To support PMS implementation and OMS/XEVMPD synchronisation, MAHs are required to submit MAH information in the XEVMPD as it was submitted in the [Organisation Management System \(OMS\)](#), i.e. in accordance with the data quality standards for the organisation name and address specified by OMS.

The MAH information stated in section 7. Marketing Authorisation Holder of the SmPC may therefore differ from the information entered in the MAH entity in the XEVMPD. To indicate in the MAH record in the XEVMPD that the organisation information is reflected as it is entered in OMS, the location ID (LOC ID) must be referenced in the 'Comment' field (0.18) of the MAH organisation entity in the XEVMPD. This is to facilitate the validation of this information with the organisation details in OMS.

Data quality principles for submission of organisation information in OMS are available in the [OMS portal, section 'Document's](#), under '**C - OMS Data Quality standards**'.

**Guidance on how to request the addition of an organisation information in OMS using an [OMS change requests in the EMA Service Desk portal](#) is available in section **3.1. OMS Change requests** of the document '**A6 – Alternative access solution**' under the 'Documents' section of the [OMS portal](#).**

The list of MAH organisations with their assigned EV Codes can be found in:

- the 'MAHs' look-up table in XEVMPDweb,
- in OMS; the EV Code of the MAH organisation record in the XEVMPD can be found, if available, in section 'Mappings' of the relevant organisation.
- An [XEVMPD MAH organisations list](#) is also published on the '[Guidance documents related to data submission for authorised medicines](#)' webpage. However, this published list is not maintained since February 2023 and therefore does not contain the most up to date information.

### **NOTE 14**

- The MAH name must be submitted providing the name of the legal entity in a given country regardless of any naming conventions/differences in trade style/characters specified in section 7. Marketing Authorisation Holder of various SmPCs. The same MAH/legal entity in a given country for the applicable AMPs must be referenced as appropriate.
- The name and address of the Organisation should be provided consistently and providing the most complete information e. g. "Avenue" instead of "Av"., "Road" instead of "Rd" etc. unless these are entered as they are available in OMS.
- The company's legal status does not need to be written in full (e.g., "Ltd." doesn't need to be changed to "Limited", "S.p.A." doesn't need to be changed to "Società Per Azioni", GmbH doesn't need to be changed to "Gesellschaft mit beschränkter Haftung".)

- MAHs should review that the mapping between OMS and XEVMPD is performed correctly. To do so, MAHs should review the 'Mappings' section linked to the LOC ID in [OMS](#) to check if/which EV Code corresponding to the MAH entity in the XEVMPD is reflected there.
  - If discrepancies are found, or if no EV Code is referenced in the 'Mappings' section of the OMS entity, please raise a [Service Desk request for the OMS team](#) to investigate.
  - In case of questions, please raise a [Service Desk question for the OMS team](#):  
 in the 'Service' section, please reference "SPOR";  
 in the 'Service Offering' section, please reference "OMS".

## EXAMPLE 65

### Scenario 1

Section 7. Marketing Authorisation Holder of the SmPC states: "Pharma XYZ **Ltd.**" at the location "X".

The organisation name as stated in the SmPC (i.e., with "**Ltd.**") is not present in the XEVMPD.

- Organisation "Pharma XYZ **Limited**" at the location "X" is however available in the XEVMPD with the assigned EV Code ORG1234. It is the same legal entity.
- "Pharma XYZ **Limited**" at the location "X" is also available in OMS.

Since organisation entity ORG1234 already contains the organisation details as the details stated in section 7. of the SmPC, it should be referenced in the AMP.

It is not necessary to create a new MAH organisation entity in the XEVMPD with the name "Pharma XYZ **Ltd.**" at the location "X" because "Pharma XYZ **Limited**" already exists in the XEVMPD and an EV Code has been assigned.

All AMPs for which "Pharma XYZ **Ltd.**" at the location "X" is the MAH as per the corresponding SmPC should reference "Pharma XYZ **Limited**" (ORG1234). Since the organisation details in XEVMPD correspond to the organisation details in OMS, the MAH should reference the organisation's LOC ID in the 'Comment' field (0.18) of ORG1234.

### Scenario 2

Section 7. Marketing Authorisation Holder of the SmPC states "KPharma Limited" with the address "12 Secret **Av**, London".

The organisation details as stated in the SmPC (i.e., with "Av" in the address) are not present in the XEVMPD.

Organisation "KPharma Limited" with the address "12 Secret **Avenue**, London" is however available in the XEVMPD with the assigned EV Code ORG0001. It is the same legal entity.

"KPharma Limited" with the address "12 Secret **Avenue**, London" is also available in OMS.

Since organisation entity ORG0001 already contains the organisation details as the details stated in section 7. of the SmPC, it should be referenced in the AMP.

It is not necessary to create a new MAH organisation entity in the XEVMPD with the name and address "KPharma Limited" with the address "12 Secret **Av**, London".

All AMPs for which "KPharma Limited" with the address "12 Secret **Av**, London" is the MAH as per the corresponding SmPC should reference ORG0001 with the address "12 Secret **Avenue**, London". Since

the organisation details in XEVMPD correspond to the organisation details in OMS, the MAH should reference the organisation's LOC ID in the 'Comment' field (0.18) of ORG0001.

*Scenario 3:*

Section 7. Marketing Authorisation Holder of the SmPC states:

Paráda Pharma s.r.o.

Kramářova 55/225

190 00 Praha 9 – Vysočany

- The organisation entity does not exist in the XEVMPD, no MAH EV Code is available.
- The organisation entity exists in OMS under location ID LOC-100012345 with the following details:

Parada Pharma s.r.o.

Kramarova 55/255

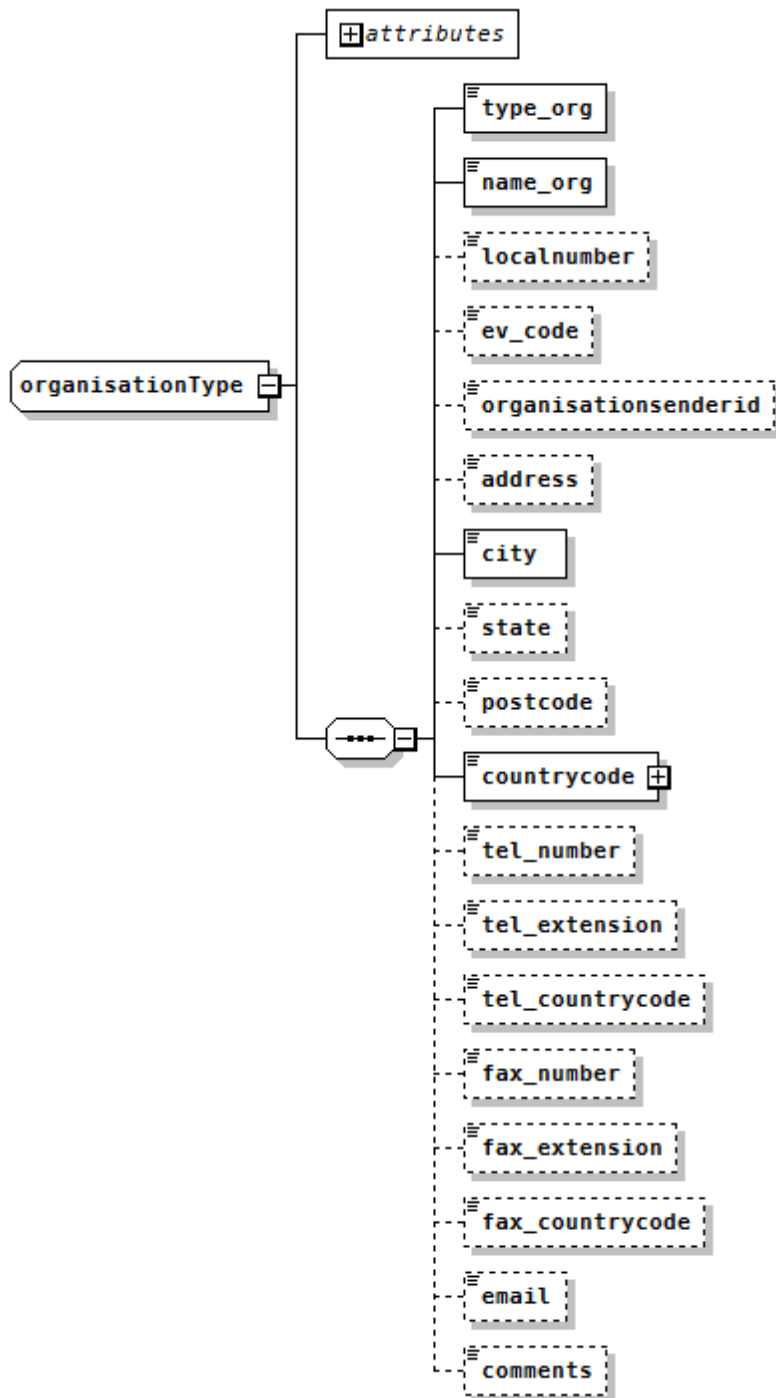
Vysocany

Prague 9

190 00

The MAH should submit in the XEVMPD a new MAH entity either referencing the organisation details as they are stated in section 7 of the SmPC (with or without the special characters) OR, preferably, as they are entered in OMS. If the MAHs enters the details of the MAH as they are entered in OMS, the LOC ID LOC-100012345 should be entered in the 'Comment' field (0.18) of the MAH organisation in the XEVMPD.

MAH Organisation element structure:



**Table 4 - Art 57(2) data elements requirements overview for MAH organisation submission**

Reference Code	Schema Field Name	XEVMPDweb Field Label	Rules for Art 57(2) submission:	Guidance Link
	Organisation element structure <i>O Organisation</i>			
@ O..1	(@) operationtype		M	Insert (1) Update (2) Nullification (4) as applicable
O.1	type_org	Type	M	1.6.1.
O.2	name_org	MAH name	M	1.6.2.
O.3	localnumber		M*	1.6.3.
O.4	ev_code	EV code	M*	1.6.4.
O.5	organisationsenderid	MAH sender ID	O	1.6.5.
O.6	address	Address	M*	1.6.6.
O.7	City	City	M	1.6.7.
O.8	state	State	O	1.6.8.
O.9	postcode	Postcode	M*	1.6.9.
O.10	countrycode	Country Code	M	1.6.10.
O.11	tel_number	Telephone Number	O	1.6.11.
O.12	tel_extension	Telephone Extension	O	1.6.11.
O.13	tel_countrycode	Telephone Country Code	O	1.6.11.
O.14	fax_number	Fax Number	O	1.6.12.
O.15	fax_extension	Fax Extension	O	1.6.12.
O.16	fax_countrycode	Fax Country Code	O	1.6.12.
O.17	email	E-mail Address	O	1.6.13.
O.18	comments	Comment	M*	1.6.14.
O.19	sme_status	SME status	M	1.6.15.
O.20	sme_number	SME number	O	1.6.16.

### 1.6.1. Type of organisation (O.1)

#### **Mandatory information**

**The type of organisation must be specified as Marketing Authorisation Holder (1).**

Only organisation set as MAH can be referenced in an AMP entity.

### 1.6.2. Organisation name (O.2)

#### **Mandatory information**

**The name of the organisation (MAH) by means of the legal entity of the medicinal product must be specified as indicated in section 7. Marketing Authorisation Holder of the SmPC or as entered in the organisation entity in OMS.**

See NOTE 14 for related information.

### 1.6.3. Local Number (O.3)

#### **Mandatory optional information**

**Local number is a unique reference number that must be assigned for an organisation entity in the XEVPRM following an operation type 'Insert' (1).**

When a marketing authorisation holder (MAH) organisation is submitted in an XEVPRM using the operation 'Insert' (1), a local number must be assigned to this MAH organisation:

- If the insert is performed via an XEVPRM created in XEVMPDweb, the local number is generated automatically by the system.
- If the insert is performed by Gateway users, their internal submission tool should generate and assign the local number.

When the corresponding XEVPRM Acknowledgement is received and providing that the submission was successful, this local number should be used to retrieve the corresponding EV Code.

EXAMPLE: XEVPRM – Insert of MAH Organisation

```
- <organisations>
- <organisation operationtype="1">
  <type_org>1</type_org>
  <name_org>Example MAH</name_org>
  <localnumber>3</localnumber>
  <address>7 Westferry Circus</address>
  <city>London</city>
  <postcode>E14 4HB</postcode>
  <countrycode>GB</countrycode>
  </organisation>
</organisations>
</evprm>
```

EXAMPLE: XEVPRM Acknowledgement – Insert of MAH Organisation

```
- <reportacknowledgment>  
<reportname>ORGANISATION</reportname>  
<localnumber>3</localnumber>  
<ev_code>ORGXXXX</ev_code>  
<operationtype>1</operationtype>  
<operationresult>2</operationresult>  
<operationresultdesc>Entity inserted successfully</operationresultdesc> </reportacknowledgment>
```

#### 1.6.4. EV Code (O.4)

##### *Mandatory information*

**The EudraVigilance (EV) Code of the MAH organisation must be specified if the operation type is NOT an 'Insert'.**

I.e., if maintenance related operations are performed on an MAH organisation entity successfully inserted in the XEVMPD, the EV Code of the MAH organisation entity must be referenced in this field).

#### 1.6.5. Organisation Sender Identifier (O.5)

##### *Optional information*

**The ID of the organisation that corresponds to the same organisation as assigned in the EudraVigilance registration system may be provided.**

#### 1.6.6. Address (O.6)

##### *Mandatory information*

**The address of the MAH must be specified as stated in section 7. Marketing Authorisation Holder of the SmPC as entered in the organisation entity in OMS.**

#### 1.6.7. City (O.7)

##### *Mandatory information*

**The city of the MAH must be specified as stated in section 7. Marketing Authorisation Holder of the SmPC or as entered in the organisation entity in OMS.**

### **1.6.8. State (O.8)**

#### **Optional information**

***The state (region) of the MAH may be specified as stated in section 7. Marketing Authorisation Holder of the SmPC.***

### **1.6.9. Postcode (O.9)**

#### **Mandatory information**

***The postcode of the MAH must be specified as stated in section 7. Marketing Authorisation Holder of the SmPC or as entered in the organisation entity in OMS.***

### **1.6.10. Country Code (O.10)**

#### **Mandatory information**

***The country code of the MAH must be specified as stated in section 7. Marketing Authorisation Holder of the SmPC or as entered in the organisation entity in OMS.***

The country code is to be specified using the ISO-3166-1 standard. The official list of ISO 3166-1 country codes is maintained by the International Organization for Standardization (ISO).

- The country code "GR" corresponding to "Greece" should be used for locations in Greece.
- The country code "GB" corresponding to "United Kingdom" should be used for locations in England, Wales, and Scotland.
- The country code "XI" corresponding to "United Kingdom (Northern Ireland)" should be used for locations in Northern Ireland.

### **1.6.11. Telephone number (O.11)/Extension (O.12)/Country Code (O.13)**

#### **Optional information**

***The telephone number, extension and telephone country code may be specified.***

### **1.6.12. Fax number (O.14)/Extension (O.15)/Country Code (O.16)**

#### **Optional information**

***The fax number, extension and fax country code may be specified.***

### **1.6.13. Email address (O.17)**

#### **Optional information**

**The email address of a contact point authorised for communication with the EMA on behalf of the marketing authorisation holder shall be specified.**

This communication may involve procedural regulatory matters (e.g., notification of non-pharmacovigilance referrals).

#### **1.6.14. Comment (O.18)**

##### **Mandatory optional information**

~~Further information on the organisation may be provided in the comment field, if required.~~

- **When entering organisation details as per MAH information entered in OMS, the OMS location ID must be entered in this field to facilitate the validation of this information with the organisation details in OMS (e.g. LOC-100012345).**
- **When entering organisation details as per MAH information in the SmPC, this field may remain empty.**
- **When operation type 'Nullification' (4) is performed on an organisation entity, this field must reference the reason for nullification (e.g., "Duplicate of XXX").**

Only the owner organisation (i.e., the organisation that submitted the data and/or its HQ), and the EMA, can perform the nullification. See section [2.2. Maintenance of a marketing authorisation holder \(MAH\) organisation entity](#) for related information.

#### **1.6.15. SME status (O.19)**

##### **Mandatory information**

**The SME status applicable to the MAH organisation must be selected.**

The following values are available:

- N/A (1) – to be used by non-SMEs;
- Micro (2);
- Small (3);
- Medium (4).

The definitions for medium, small and micro sized enterprises (SME) are laid down in [Commission Recommendation 2003/361/EC](#):

- Micro enterprises – with less than 10 employees and an annual turnover or balance sheet total of not more than € 2 million;
- Small enterprises – with less than 50 employees and an annual turnover or balance sheet total of not more than € 10 million.

- Medium enterprises – with less than 250 employees and an annual turnover of not more than € 50 million or balance sheet total of not more than € 43 million.

SMEs must also meet the following criteria:

- They must be located in the EEA;
- They must declare any partner or linked enterprise in the ownership structure of the enterprise.

It remains the responsibility of the MAHs to ensure that the information on the size of the organisation is accurate.

Companies are advised to verify the status of their company as a micro, small or medium enterprise by sending a declaration directly through to the Agency's SME office.

To keep administrative burden on companies to a minimum, the Agency uses the European Commission's model declaration, which has been designed to promote the application of Commission Recommendation 2003/361/EC on the definition of SMEs.

The verification of the SME status by the SME office can be performed in parallel with the update of product entries by MAHs. The SME number obtained as a result of the verification process may be submitted at a later date with the continual update of product changes by MAHs.

**Micro- and small-sized enterprises which had their status verified in order to benefit from the EudraVigilance fee waiver MedDRA subscription are advised to renew their SME status as applicable.**

Further information on how to register as a SME is available on the [SME Office area of the EMA website](#).

The Agency actively monitors the SME status of companies. The Agency reserves the right to request further information from MAHs to establish that the SME criteria are met.

## **1.6.16. SME number (O.20)**

### ***Optional information***

***The SME number may be provided if available.***

When all the above fields required for the submission of an MAH organisation are specified as applicable, and following a successful submission in the XEVMPD, a local code will be assigned as an internal reference code until an EV Code has been provided as part of the acknowledgement process.

Following a successful insert, an EV Code for the MAH Organisation entity will be received in the XEVPRM Acknowledgement.

The pattern of the EV Code for an Organisation is 'ORG' followed by a number.

## 1.7. Initial submission of an ATC Code

**A new ATC Code must be submitted in the XEVMPD by the EMA as a standard or proposed term in an XEVPRM with the operation type 'Insert (1)'.**

MAHs may request the addition of the ATC Code in the XEVMPD via an [RMS change request in RMS submitted through the EMA Service Desk portal](#).

Prior to submitting the RMS change request, marketing authorisation holders are advised to consult the ATC code mapping list named '**D3 - XEVMPD-RMS\_WHO-National ATC codes mapping**' available in the 'Documents' section of the [Referentials Management Service \(RMS\) portal](#) to determine if an existing standard ATC code can be referenced in the AMP instead.

1. If an **ATC code is included in the ATC Index** published by the WHO but is missing in RMS and/or in the XEVMPD, continue with steps 2a or 2b, as applicable.
2. If an **ATC code is not included in the ATC Index** published by the WHO, the MAH should request the ATC code to be added in the Index by [submitting an application to the WHO](#).

Once a confirmation on whether the ATC code will be published either as provisional or final is received from the WHO, the MAH should send a 'change request' through the [RMS portal](#) (**with the confirmation from WHO as an attachment**) to include the ATC code in the RMS list:

- a. If the required ATC Code is available in RMS but it is not available in the XEVMPD, an **'Update term'** RMS change request should be submitted via the [RMS portal EMA Service Desk portal](#) to request the insert of the ATC Code in the XEVMPD.
  - ~~i. The justification field in the 'CR Information' section of the change request should clearly state that the code is missing in XEVMPD and should be added there.~~
  - ~~ii. The 'ATC Human list' should be selected in the 'Select List' field, and the relevant ATC code should be selected in the 'Select Term' field as shown in the example below:~~

CR Information

CR Name: \* Update of ATC code calcium glubionate

CR Type: \* Update Term

Justification: \* ATC code missing in XEVMPD, please include.

Requestor:

---

Contact Email: \*

Contact Phone: <sup>(1)</sup>

Select List: \* Anatomical Therapeutic Chemical classification sy

Select Term: \* calcium glubionate

- ~~iii. All the fields in the 'Term Information' section should be left unchanged except for the 'Mappings' section (highlighted in yellow in the below screenshot) where the XEVMPD-related information should be inserted:~~

~~iv. 'Extended EudraVigilance Medicinal Product Dictionary' should be selected in the 'Source' field; the ATC code should be populated in the 'Source term ID' field, and the field 'Main Source' should always be set to "No" for XEVMPD codes.~~

~~See the below an example for illustrative purposes:~~

b. If the required ATC code is not available in RMS nor in the XEVMPD, a **'New term'** RMS change request should be submitted via the ~~RMS portal~~ EMA Service Desk portal to request the insert of the ATC Code in RMS and in the XEVMPD.

~~i. The justification field in the 'CR Information' section of the change request should clearly state that the code is missing in RMS and in XEVMPD and should be added in both systems.~~

~~ii. If the ATC code is not yet published on the WHO ATC website, please provide a letter from WHO confirming the ATC code as an attachment.~~

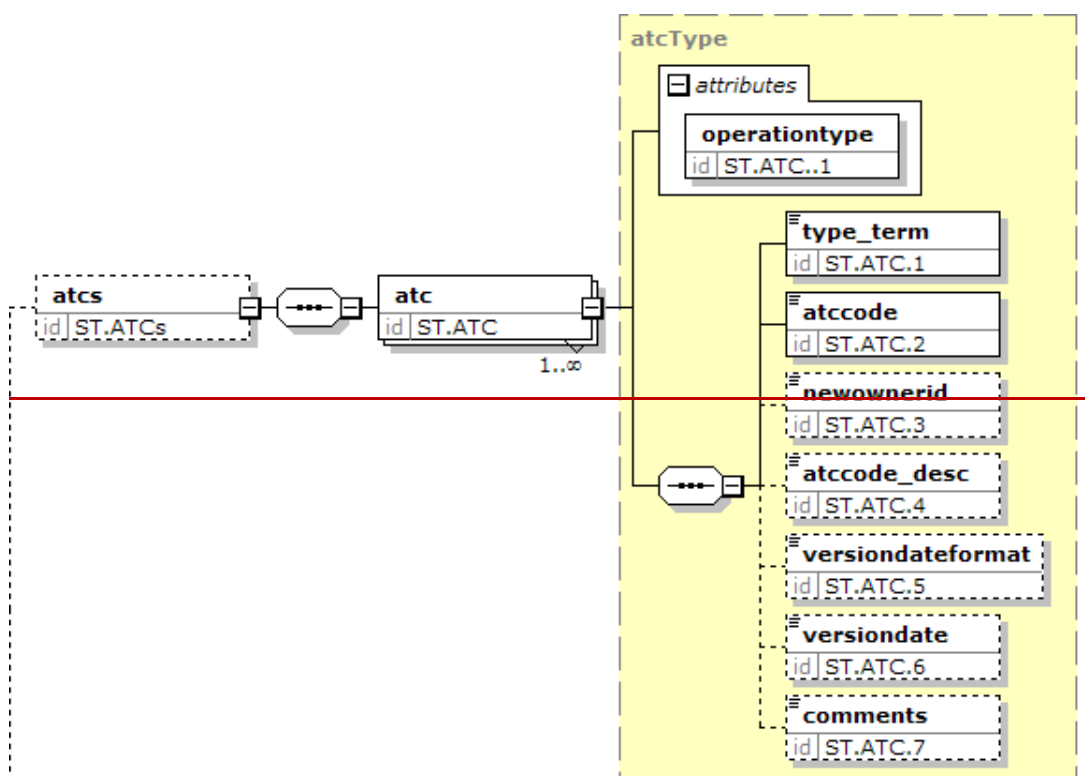
~~An 'RMS user manual' and the 'D4 – XEVMPD RMS Change Requests process' are available for download from section 'Documents' of the RMS portal. Please refer to section 3.7. *Change Requests* of the RMS user manual for further information.~~

Instructions on how to submit a change request in EMA Service Desk are available in the document [A6 - Alternative access solution](#) under the 'Documents' section of the RMS portal.

The EMA will then enter the ATC Code in RMS/XEVMPD before the official yearly update from WHO and inform the requestor.

All five levels of the ATC code can be used. The most specific ATC code in relation to the medicinal product needs to be specified in the AMP entry in the XEVMPD.

An ATC Code element structure:



EXAMPLE: XEVPRM — Insert of a proposed ATC Code

```

<standardterminology>
<atcs>
<atc operationtype="1">
  <type_term>2</type_term>
  <atccode>N02BE61</atccode>
  <atccode_desc>Paracetamol, Combinations with caffeine</atccode_desc>
</atc>

```

EXAMPLE: XEVPRM Acknowledgement — Insert of a proposed ATC Code

```

- <reportacknowledgment>
  <reportname>ATCCODE</reportname>
  <localnumber>N02BE61</localnumber>
  <ev_code>N02BE61</ev_code>
  <operationtype>1</operationtype>
  <operationresult>2</operationresult>
    <operationresultdesc>Entity inserted successfully</operationresult.desc>
  </reportacknowledgment>
- <reportacknowledgment>

```

### ~~1.7.1. Type Term (ST.ATC.1)~~

~~**The type of term must be specified.**~~

The following values are available:

- ~~Development Term (1): can only be used in Development product entries;~~
- ~~Proposed (2): can be entered by the EMA only and referenced in authorised and/or development product entries;~~
- ~~Standard Term (3): can be entered by the EMA only and referenced in authorised and/or development product entries.~~

### ~~1.7.2. ATC Code (ST.ATC.2)~~

~~**The ATC Code must be specified.**~~

~~A proposed ATC Code must not match a current standard ATC Code in the XEVMPD.~~

### ~~1.7.3. New owner ID (ST.ATC.3)~~

~~Available for EMA use only.~~

### ~~1.7.4. ATC Code description (ST.ATC.4)~~

~~**The ATC code description in English must be specified.**~~

~~EXAMPLES — ATC Code description: "tetracycline"; "oxytetracycline, combinations"; "central nervous system"~~

### ~~1.7.5. Version Date Format (ST.ATC.5)~~

~~**Format of the version date should correspond to "102" for "CCYYMMDD".**~~

### ~~1.7.6. Version Date (ST.ATC.6)~~

~~The date of the last update of the specified ATC code may be specified.~~

### ~~1.7.7. Comment (ST.ATC.7)~~

~~Further information on the ATC Code may be provided in the comment field, if required.~~

~~When operation type 'Nullification' (4) is performed on a proposed ATC Code entity, the 'Comment' field must be populated with the reason for nullification (e.g., "Duplicate of XXX"). Only the owner organisation and the EMA (i.e., the organisation that submitted the data and/or its HQ) can perform the nullification.~~

---

~~When all the above fields required for the submission of a proposed ATC Code are specified as applicable, and following a successful insert in the XEVMPD, an EV Code for the ATC Code will be received in the XEVPRM Acknowledgement.~~

~~RMS data stewards will confirm to the requestor when the requested proposed/standard ATC Code is available in the XEVMPD.~~

## **1.8. Initial submission of an authorised/administrable pharmaceutical form**

***New pharmaceutical form must be submitted in the XEVMPD by the EMA as a standard or proposed term in an XEVPRM with the operation type 'Insert (1)'***.

To support PMS implementation and RMS/XEVMPD synchronization, if the required pharmaceutical form does not exist in the XEVMPD as a standard or a proposed term, and providing that the pharmaceutical form cannot be re-mapped to another standard term, MAHs can request the addition of a new pharmaceutical form in the XEVMPD via an [RMS change request in RMS submitted through the EMA Service Desk portal](#):

- If the required pharmaceutical form is available in RMS but it is not available in the XEVMPD, MAHs should submit an **'Update term'** RMS change request via ~~RMS~~ [the EMA Service Desk portal](#) to request the insert of the pharmaceutical form in the XEVMPD.
- If the required pharmaceutical form is not available in either system (i.e., RMS and XEVMPD), MAHs should submit a **'New term'** RMS change request via ~~RMS~~ [the EMA Service Desk portal](#) to request the insert of the pharmaceutical form in RMS and in the XEVMPD.

~~An 'RMS user manual' and the 'D4 - XEVMPD RMS Change Requests process' are available for download from section 'Documents' on the [RMS portal](#). Please refer to section 3.7. Change Requests of the RMS user manual for further information.~~

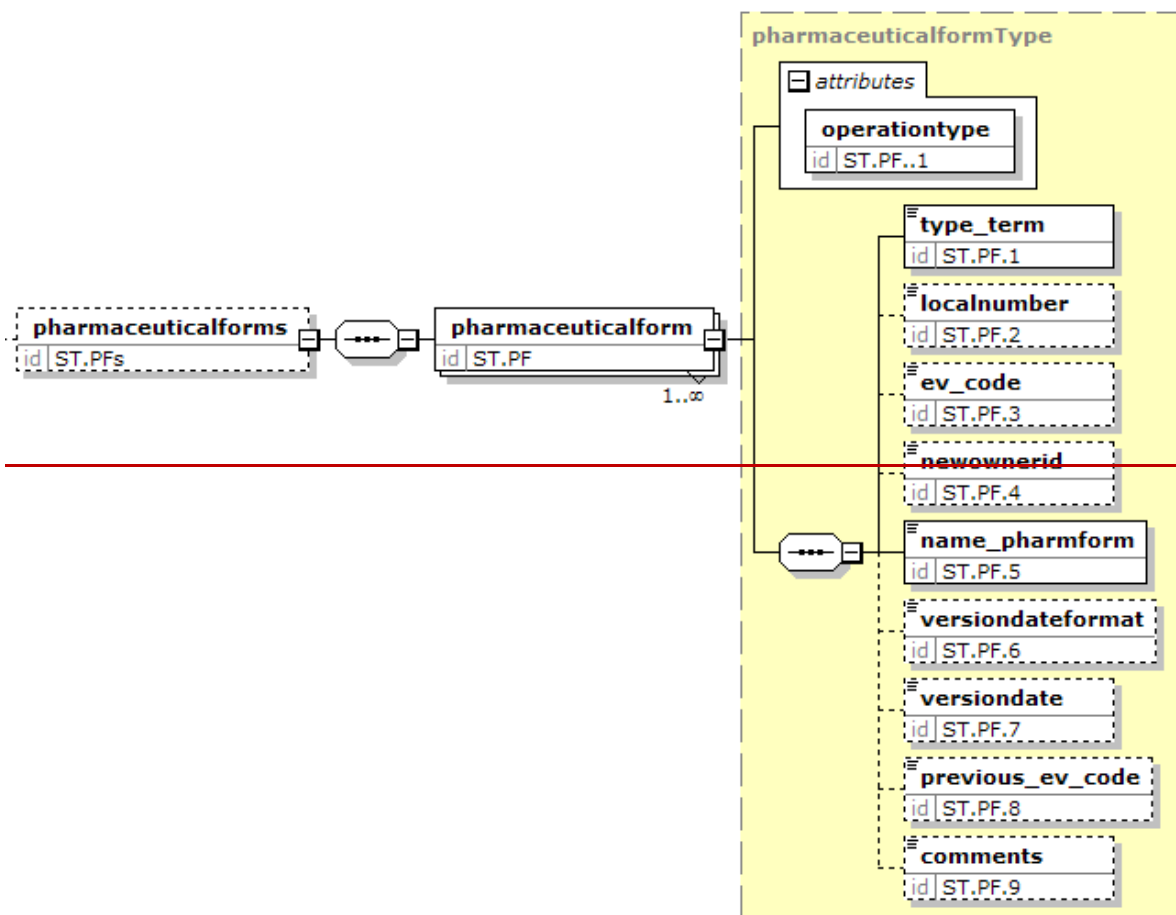
Instructions on how to submit a change request in EMA Service Desk are available in the document [A6 - Alternative access solution](#) under the ['Documents' section of the RMS portal](#).

RMS data stewards will assess the change request and provide the requestor with the EV Code of the pharmaceutical form as applicable.

In the context of improvement of the XEVMPD Controlled Vocabulary data quality and following a consultation with EDQM, some proposed pharmaceutical forms have been re-mapped to standard pharmaceutical forms in the XEVMPD production system.

Prior to submitting the RMS change request, marketing authorisation holders are advised to consult the pharmaceutical form mapping list named **'D1 - XEVMPD-RMS\_EDQM Pharmaceutical Dose Form terms mapping'** available in the 'Documents' section of the [Referentials Management Service \(RMS\) portal](#) first to determine if an existing standard pharmaceutical form term can be referenced in the AMP instead.

~~Pharmaceutical form element structure:~~



### **1.8.1. Type Term (ST.PF.1)**

***The type of term must be specified.***

The following values are available:

- Development Term (1): can only be used in Development product entries
- Proposed (2): to be referenced in Authorised and Development product entries
- Standard Term (3): available to EMA only

### **1.8.2. Local Number (ST.PF.2)**

***Local number is a unique reference number that must be assigned for a pharmaceutical form entity in the XEVPRM following an operation type 'Insert' (1).***

When a pharmaceutical form is submitted in an XEVPRM using the operation 'Insert' (1), a local number must be assigned to this pharmaceutical form entity:

- If the insert is performed via an XEVPRM created in XEVMPDweb, the local number is generated automatically by the system.
- If the insert is performed by Gateway users, their internal submission tool should generate and assign the local number.

When the corresponding XEVPRM Acknowledgement is received and providing that the submission was successful, this local number should be used to identify the corresponding EV Code.

EXAMPLE: XEVPRM – Insert of a proposed pharmaceutical form

```
- <standardterminology>
- <pharmaceuticalforms>
- <pharmaceuticalform operationtype="1">
  <type_term>2</type_term>
  <localnumber>6</localnumber>
- <name_pharmform>Example PDF</name_pharmform>
- </pharmaceuticalform>
- </pharmaceuticalforms>
- </standardterminology>
- </evprm>
```

EXAMPLE: XEVPRM Acknowledgement – Insert of a proposed pharmaceutical form

```
- <reportacknowledgment>
  <reportname>PHARMACEUTICALFORM</reportname>
  <localnumber>6</localnumber>
  <ev_code>PHF123</ev_code>
  <operationtype>1</operationtype>
  <operationresult>2</operationresult>
  <operationresultdesc>Entity inserted successfully</operationresultdesc>
- </reportacknowledgment>
- </acknowledgment>
- </evprmack>
```

### ~~1.8.3. EV Code (ST.PF.3)~~

***EudraVigilance (EV) Code of the pharmaceutical form must be specified if the operation type is NOT an 'Insert'.***

I.e., if maintenance related operations are performed on a pharmaceutical form entity successfully inserted in the XEVMPD, the EV Code of the pharmaceutical form entity must be referenced in this field.

### ~~1.8.4. New owner ID (ST.PF.4)~~

This field is available for EMA use only.

### ~~1.8.5. Name of the Pharmaceutical Form (ST.PF.5)~~

***The name of the pharmaceutical form in English must be specified.***

EXAMPLES — Pharmaceutical Form name: tablet, capsule

#### ~~1.8.6. Version Date Format (ST.PF.6)~~

~~Format of the version date should correspond to "102" for "CCYYMMDD".~~

#### ~~1.8.7. Version Date (ST.PF.7)~~

~~The date of the last update of the specified pharmaceutical form code may be specified.~~

#### ~~1.8.8. Previous EV Code (ST.PF.8)~~

~~For a Proposed pharmaceutical form Term, this field may be used to make a reference to the EV Code of the Development pharmaceutical form Term if previously submitted in the XEVMPD.~~

~~For a Development Term this field is not applicable.~~

#### ~~1.8.9. Comment (ST.PF.9)~~

~~Further information on the pharmaceutical form may be provided in the comment field, if required.~~

~~When operation type 'Nullification' (4) is performed on a proposed/development pharmaceutical form entity, the comment field must be populated with the reason for nullification (e.g., "Duplicate of XXX"). Only the owner organisation (i.e., the organisation that submitted the data and/or its HQ) and the EMA can perform the nullification.~~

~~Following a successful insert, an EV Code for the pharmaceutical form entity will be received in the XEVPRM Acknowledgement.~~

~~The pattern of the EV Code for a pharmaceutical form is 'PDF' followed by a number.~~

## 1.9. Initial Submission of a route of administration (RoA)

**New route of administration must be submitted in the XEVMPD by the EMA as a standard or as a proposed term in an XEVPRM with the operation type 'Insert (1)'.**

MAHs may request the addition of the RoA term in the XEVMPD via an [RMS change request in RMS submitted through the EMA Service Desk portal](#):

To support PMS implementation and RMS/XEVMPD synchronization, if the required route of administration does not exist in the XEVMPD as a standard or a proposed term, MAHs can request the addition of a new route of administration in the XEVMPD via **an RMS change request in RMS**:

- If the required route of administration is available in RMS but it is not available in the XEVMPD, MAHs should submit an **'Update term'** change request via **RMS the EMA Service Desk portal** to request the insert of the route of administration in the XEVMPD.
- If the required route of administration is not available in either system (i.e., RMS and XEVMPD), MAHs should submit a **'New term'** change request via **RMS the EMA Service Desk portal** to request the insert of the route of administration in RMS and in the XEVMPD.

~~An 'RMS user manual' and the 'D4 - XEVMPD RMS Change Requests process' are available for download from section 'Documents' on the [RMS portal](#). Please refer to section 3.7. Change Requests of the RMS user manual for further information.~~

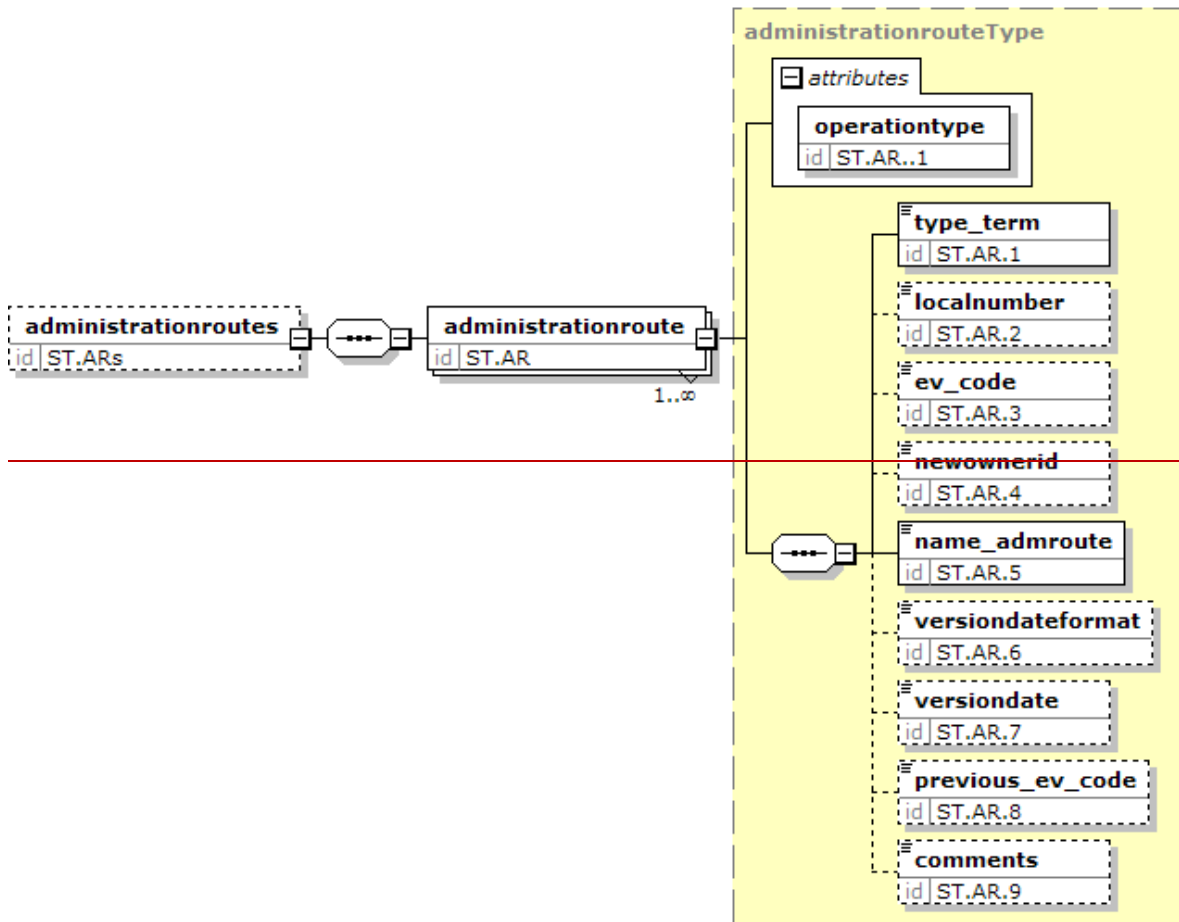
Instructions on how to submit a change request in EMA Service Desk are available in the document [A6 - Alternative access solution](#) under the 'Documents' section of the [RMS portal](#).

RMS data stewards will assess the change request and provide the requestor with the EV Code of the pharmaceutical form as applicable.

In the context of improvement of the XEVMPD Controlled Vocabulary data quality and following a consultation with EDQM, some proposed Routes of Administration have been re-mapped to Standard RoA in the XEVMPD production system.

Prior to submitting the RMS change request, marketing authorisation holders are advised to consult the route of administration mapping list named **'D2 - XEVMPD-RMS\_EDQM Route of Administration terms mapping'** available in the 'Documents' section of the [Referentials Management Service \(RMS\) portal](#) first to determine if an existing standard route of administration term can be referenced in the AMP instead.

## Administration route element structure:



### 1.9.1. Type Term (ST.AR.1)

#### **The type of term must be specified:**

The following values are available:

- Development Term (1): can only be used in Development product entries
- Proposed (2): to be referenced in Authorised and Development product entries
- Standard Term (3): available to EMA only

### 1.9.2. Local Number (ST.AR.2)

#### **Local number is a unique reference number that must be assigned for a RoA entity in the XEVPRM following an operation type 'Insert' (1):**

When a RoA is submitted in an XEVPRM using the operation 'Insert' (1), a local number must be assigned to this RoA entity:

- If the insert is performed via an XEVPRM created in XEVMPDweb, the local number is generated automatically by the system.

- If the insert is performed by Gateway users, their internal submission tool should generate and assign the local number.

When the corresponding XEVPRM Acknowledgement is received and providing that the submission was successful, this local number should be used to identify the corresponding EV Code.

EXAMPLE: XEVPRM – Insert of a proposed route of administration

```

- <standardterminology>
- <administrationroutes>
- <administrationroute operationtype="1">
  <type_term>2</type_term>
  <localnumber>7</localnumber>
- <name_admroute>Example RoA</name_admroute>
- </administrationroute>
- </administrationroutes>
- </standardterminology>
- </evprm>

```

EXAMPLE: XEVPRM Acknowledgement – Insert of a proposed route of administration

```

- <reportacknowledgment>
  <reportname>ADMINISTRATIONROUTE</reportname>
  <localnumber>7</localnumber>
  <ev_code>ADR618</ev_code>
- <operationtype>1</operationtype>
- <operationresult>2</operationresult>
- <operationresultdesc>Entity inserted successfully</operationresultdesc>
- </reportacknowledgment>

```

### **~~1.9.3. EV Code (ST.AR.3)~~**

***EudraVigilance (EV) Code of the RoA must be specified if the operation type is NOT an 'Insert'.***

I.e., if maintenance related operations are performed on a RoA entity successfully inserted in the XEVMPD, the EV Code of the RoA entity must be referenced in this field.

### **~~1.9.4. New owner ID (ST.AR.4)~~**

This field is available for EMA use only.

### ~~1.9.5. Name of the Route of Administration (ST.AR.5)~~

~~The name of the route of administration in English must be specified.~~

~~EXAMPLES—Route of administration name: Oral use, Subcutaneous use~~

### ~~1.9.6. Version Date Format (ST.AR.6)~~

~~Format of the version date should correspond to "102" for "CCYYMMDD".~~

### ~~1.9.7. Version Date (ST.AR.7)~~

~~The date of the last update of the specified route of administration code may be specified.~~

### ~~1.9.8. Previous EV Code (ST.AR.8)~~

~~For a Proposed (RoA) Term, this field may be used to make a reference to the EV Code of the Development (RoA) Term if previously submitted in the XEVMPD.~~

~~For a Development Term this field is not applicable.~~

~~For a Standard Term this field should refer to the EV Code of the previous Proposed or Development Term.~~

### ~~1.9.9. Comment (ST.AR.9)~~

~~Further information on the RoA may be provided in the comment field, if required.~~

~~When operation type 'Nullification' (4) is performed on a proposed/development RoA entity, the comment field must be populated with the reason for nullification (e.g., "Duplicate of XXX"). Only the owner organisation (i.e., the organisation that submitted the data and/or its HQ) and the EMA can perform the nullification.~~

~~Following a successful insert, an EV Code for the Route of Administration entity will be received in the XEVPRM Acknowledgement.~~

~~The pattern of the EV Code for a route of administration is 'ADR' followed by a number.~~

## 1.10. Submission of an attachment

An attachment is any allowed file that is sent in the zip file containing the XEVPRM message with the information:

- For medicinal products, Printed Product Information (PPI) must be submitted as an attachment.
- For substances, Printed Substance Information (PSI) may be submitted as an attachment to a substance related request submitted via the [EMA Service Desk portal](#) (see section [1.4. Initial submission of an approved substance](#) of this document for related information).

### Format of an attachment

Attachments can be provided in the following formats: .PDF, .DOC, .DOCX, .XLS and .XLSX.

- The **allowed file types for PPI** (i.e., SmPC/PIL/marketing authorisation decision) are: .PDF (1), .DOC (2), .DOCX (3).
- The **allowed file types for PSI** (i.e., substance information) are .PDF (1), .DOC (2), .DOCX (3), XLS (4) and .XLSX (5).

Marketing authorisation holders are required not to send PDF scanned documents (except for documents granting or renewing marketing authorisation) but need to provide "genuine" PDF documents.

For PDF attachments, PDF file version 1.4 or 1.7 should be used as these are the only two versions that are ISO standards compliant. They are used for long term preservation of information and therefore the Agency/MAHs will have the assurance that we will be able to open them for many years.

### Content of an attachment

A copy of the SmPC as authorised by the Authorising Body should be provided.

- In case where the approved SmPC does not state an authorisation number, a date of authorisation/renewal or the MAH, a copy of the document granting, or renewing the marketing authorisation should also be provided as an additional PPI attachment.
- Where, in exceptional circumstances, the SmPC is not available as part of the marketing authorisation, an equivalent document that facilitates the data quality assurance process by the Agency (e.g., English common text, PIL or other similar text as authorised by the Authorising Body) should be provided.
- If the MAH referenced the composition of the pharmaceutical product [all substance names and the concentration of the active substance(s)] within the AMP entry as stated in the Module 3 dossier instead of the SmPC, then an extract of the dossier [i.e. section 3.2.P.1 Description and Composition of the Drug Product (name, dosage form)] must also be provided as an attachment.

Content of attachments cannot be updated. Updated attachment(s) must be resubmitted, when necessary, in the context of the data maintenance submission, i.e., when the variations lead to changes to the sections of the SmPC as highlighted in section of this document for further information.

Only the latest version of the SmPC for a medicinal product is retrievable/visible by the user. Non-current PPI versions will be archived.

## NOTE 15

- In Member States with more than one official language(s), where medicinal product information is available in more than one language(s) and the corresponding SmPC/Patient Information Leaflet (PIL)/other similar text as authorised by the Authorising Body is therefore available in such language(s), the medicinal product should be submitted in the XEVMPD for each of the available language(s). The Printed Product Information (PPI) attached to each of the AMP entity/entities should correspond to the applicable language(s).
- If one document (e.g., SmPC) contains information in two languages (e.g., in Finland), it is possible to indicate this in the attachment entity by referencing two language codes in the 'Language code' (ATT.6) section. See section 1.10.7. *2nd Language (Code)* (ATT.7) for further information.
- The list of official languages per country can be found on the [Agency's website](#).
- See also Table 1b - Requirements for AMP records and attachments for countries with more than one national language for related information.
- In Member States where an SmPC in the national language might not be available, the text from another Member State may be used (e.g., Belgian SmPC is accepted in Luxembourg, therefore AMP authorised in Luxembourg can contain the Belgium SmPC as an attachment). See *EXAMPLE 69*.
- For centrally authorised products, the SmPC to be used for reference must be in English.

Attachment information can be added using the attachment section of the XEVPRM (see Table 61. Attachment elements of Chapter 3.I of the Detailed Guidance for further information).

It is not possible to submit a standalone PPI unless it is submitted via a Gateway solution or via the 'Post' functionality. **In XEVMPDweb, the PPI attachment must be referenced in at least one product entity submitted in the same XEVPRM.**

### EXAMPLE 66 - Belgium

Medicinal product "Skyprod® 250 mg/ml, oplossing voor injectie" is authorised in Belgium with the authorisation number "BE12345".

The Federal Agency for Medicines and Health Products has authorised the SmPC in French and Dutch, the patient information leaflet is available in French, Dutch and German.

Three AMP entities should be therefore submitted in the XEVMPD, one entity for each of the official languages (Dutch, French and German). The relevant PPI attachment must be referenced in the corresponding AMP entity:

#### AMP entity 1:

PPI to be attached = SmPC in Dutch

"Authorisation country code" (AP.12.1) = Belgium (BE)

"Authorisation number" (AP.12.4) = BE12345

"Full Presentation Name" (AP.13.1) = Skyprod® 250 mg/ml, oplossing voor injectie  
"Product Short Name" (AP.13.2) = Skyprod  
"Product INN/Common Name" (AP.13.3) = <this field should be left blank>  
"Product Company Name" (AP.13.4) = <this field should be left blank>  
"Product Strength Name" (AP.13.5) = 250 mg/ml  
"Product Form Name" (AP.13.6) = oplossing voor injectie

AMP entity 2:

PPI to be attached = SmPC in French

"Authorisation country code" (AP.12.1) = Belgium (BE)  
"Authorisation number" (AP.12.4) = BE12345  
"Full Presentation Name" (AP.13.1) = Skyprod® 250 mg/ml, solution injectable  
"Product Short Name" (AP.13.2) = Skyprod  
"Product INN/Common Name" (AP.13.3) = <this field should be left blank>  
"Product Company Name" (AP.13.4) = <this field should be left blank>  
"Product Strength Name" (AP.13.5) = 250 mg/ml  
"Product Form Name" (AP.13.6) = solution injectable

AMP entity 3:

PPI to be attached = PIL in German

"Authorisation country code" (AP.12.1) = Belgium (BE)  
"Authorisation number" (AP.12.4) = BE12345  
"Full Presentation Name" (AP.13.1) = Skyprod® 250 mg/ml, Injektionslösung  
"Product Short Name" (AP.13.2) = Skyprod  
"Product INN/Common Name" (AP.13.3) = <this field should be left blank>  
"Product Company Name" (AP.13.4) = <this field should be left blank>  
"Product Strength Name" (AP.13.5) = 250 mg/ml  
"Product Form Name" (AP.13.6) = Injektionslösung

**EXAMPLE 67 - Malta**

Medicinal product "Rydimprod 80 mg tablets" is authorised in Malta with the authorisation number "MA123/4567".

The Maltese NCA has authorised the SmPC in English only.

Although there are two official languages in Malta (Maltese and English), only one AMP entity should be submitted in the XEVMPD, because the Maltese NCA has authorised the SmPC and PIL in English only.

PPI to be attached = SmPC in English

"Authorisation country code" (AP.12.1) = Malta (MT)

"Authorisation number" (AP.12.4) =	MA123/4567
"Full Presentation Name" (AP.13.1) =	Rydimprod 80 mg tablets
"Product Short Name" (AP.13.2) =	Rydimprod
"Product INN/Common Name" (AP.13.3) =	<this field should be left blank>
"Product Company Name" (AP.13.4) =	<this field should be left blank>
"Product Strength Name" (AP.13.5) =	80 mg
"Product Form Name" (AP.13.6) =	tablets

### EXAMPLE 68 - Finland

In Finland, there are two official languages. The SmPCs for medicinal products authorised in the national procedure exist in Finnish and Swedish. Patient Information Leaflets are available in Finnish and Swedish.

Therefore, for medicinal product authorised in Finland via a NAP/MRP/DCP, two AMP entities should be submitted to the XEVMPD:

#### AMP entity 1:

PPI to be attached = SmPC in Finnish

The presentation name elements in data fields AP.13.1 - AP.13.6 must be entered based on the medicinal product name stated in section 1. Name of the medicinal product of the corresponding SmPC (i.e., in Finnish). The substance name(s) are also to be specified as reflected in the SmPC (i.e., in Finnish).

#### AMP entity 2:

PPI to be attached = SmPC in Swedish

The presentation name elements in data fields AP.13.1 - AP.13.6 must be entered based on the medicinal product name stated in the corresponding SmPC (i.e., in Swedish). The substance name(s) are also to be specified as reflected in the SmPC (i.e., in Swedish).

Since the same SmPC contains the product information in both languages, the same document can be referenced in both product entries. The attachment entity should indicate that the content is available in two languages by referring the two language codes in the 'Attachment' entity.

See section 1.10.7. *2nd Language (Code)* (ATT.7) for related information.

### EXAMPLE 69 - Luxembourg

In Luxembourg, there are three official languages (French, German and Luxembourgish).

Since SmPCs/PILs of medicinal products authorised in Belgium/France/Germany/Austria are accepted in Luxembourg, an AMP authorised in Luxembourg can contain the SmPC/PIL of an AMP authorised in Belgium/ France/Germany/Austria as an attachment.

**Scenario 1** – MAH submits to the Luxembourgish Authority a Belgian SmPC in French as well as PIL in German.

Two AMP entities should be submitted in the XEVMPD:

#### AMP entity 1:

PPI to be attached = SmPC in French

The presentation name elements in data fields AP.13.1 - AP.13.6 must be entered based on the medicinal product name stated in section 1. Name of the medicinal product of the corresponding SmPC (i.e., in French). The substance name(s) are also to be specified as reflected in the SmPC (i.e., in French).

AMP entity 2:

PPI to be attached = Patient Information Leaflet in German

The presentation name elements in data fields AP.13.1 - AP.13.6 must be entered based on the medicinal product name stated in the corresponding Patient Information Leaflet (i.e., in German). The substance name(s) are also to be specified as reflected in the Patient Information Leaflet (i.e., in German).

**Scenario 2** – MAH submits to the Luxembourgish Authority a Belgian SmPC in French.

One AMP entity should be submitted in the XEVMPD:

AMP entity 1:

PPI to be attached = SmPC in French

The presentation name elements in data fields AP.13.1 - AP.13.6 must be entered based on the medicinal product name stated in section 1. Name of the medicinal product of the corresponding SmPC (i.e., in French). The substance name(s) are also to be specified as reflected in the SmPC (i.e., in French).

**Scenario 3** - MAH submits to the Luxembourgish Authority an Austrian SmPC in German.

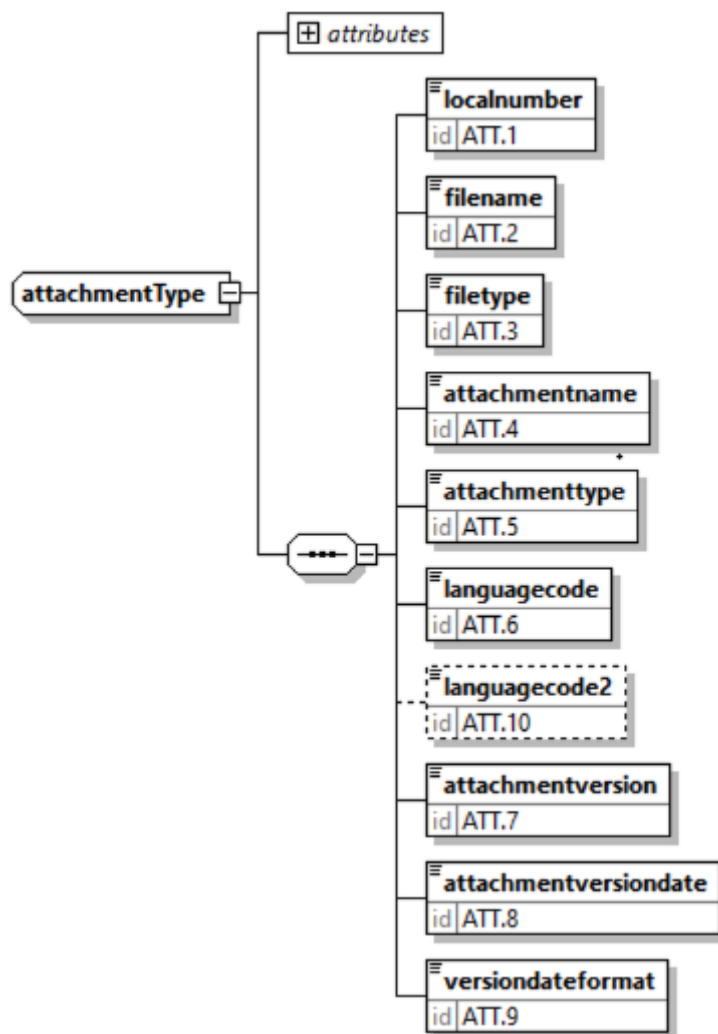
One AMP entity should be submitted in the XEVMPD:

AMP entity 1:

PPI to be attached = SmPC in German

The presentation name elements in data fields AP.13.1 - AP.13.6 must be entered based on the medicinal product name stated in section 1. Name of the medicinal product of the corresponding SmPC (i.e., in German). The substance name(s) are also to be specified as reflected in the SmPC (i.e., in German).

Attachment element structure:



### 1.10.1. Local number (ATT.1)

#### **Mandatory information**

**Local number is a unique reference number that must be assigned for an attachment entity in the XEVPRM following an operation type 'Insert' (1).**

When an attachment is submitted in an XEVPRM using the operation 'Insert' (1), a local number must be assigned to this attachment entity:

- If the insert is performed via an XEVPRM created in XEVMPDweb, the local number is generated automatically by the system.
- If the insert is performed by Gateway users, their internal submission tool should generate and assign the local number.

When the corresponding XEVPRM Acknowledgement is received and providing that the submission was successful, this local number should be used to identify the corresponding EV Code.

### **1.10.2. File name (ATT.2)**

#### ***Mandatory information***

***The file name of the attachment with file extension must be specified.***

The file name for the attachment can be assigned by the marketing authorisation holder; there is no naming convention to be followed. Non-ASCII characters are not allowed for the attachment file name.

### **1.10.3. File type (ATT.3)**

#### ***Mandatory information***

***The file type of the attachment must be specified as applicable.***

The allowed file types for PPI (i.e., SmPC/PIL/marketing authorisation decision) are: .PDF (1), .DOC (2), .DOCX (3).

The allowed file types for PSI (i.e., substance information) are .PDF (1), .DOC (2), .DOCX (3), .XLS (4) and .XLSX (5).

### **1.10.4. Attachment name (ATT.4)**

#### ***Mandatory information***

***The name of the attachment given by the sender should be specified.***

### **1.10.5. Attachment type (ATT.5)**

#### ***Mandatory information***

***The type of attachment must be specified.***

Allowed values are:

- Printed Product Information (PPI) = 1
- Printed Substance Information (PSI) = 2

### **1.10.6. Language (Code) (ATT.6)**

#### ***Mandatory information***

***The code for the language of the attachment must be specified (using the "Language" reference list).***

### 1.10.7. 2<sup>nd</sup> Language (Code) (ATT.7)

#### *Optional information*

**A second language code for the second language of the attachment may be specified (using the "Language" reference list) if the content of the same document is provided in two languages.**

EXAMPLE:

Description	Name/Value
File Type	PDF
Name	ProductX tabletti 20mg SmPC
Type	PPI
Language	Finnish
2nd Language	Swedish
Version Number	1
Version Date	01/05/2023

If the content of the attachment is provided in one language only, this field should remain blank.

### 1.10.8. (Attachment) Version Number (ATT.8)

#### *Mandatory information*

**The version of the PPI/PSI attachment must be specified.**

The version number and version date refer to the 'internal' reference of the marketing authorisation holder and do not need to appear on the physical document (i.e., the SmPC document attached). The version number and version date allow the Agency to understand if the version of the SmPC has changed over time.

Where the version date is reflected on the physical document, it should be reflected as presented in the SmPC Section 10. Date of revision of text.

### 1.10.9. (Attachment) Version Date (ATT.9)

#### *Mandatory information*

**The date of the last update of the PPI/PSI document must be specified.**

The version number and version date refer to the 'internal' reference of the marketing authorisation holder and do not need to appear on the physical document (i.e., the SmPC document attached). The version number and version date allow the Agency to understand if the version of the SmPC has changed over time.

Where the version date is reflected on the physical document, it should be reflected as presented in the SmPC Section 10. Date of revision of text. When the date is not stated in the physical document, the date when the SmPC has been approved by the NCA can be provided.

### **1.10.10. Version date format (ATT.10)**

#### ***Mandatory information***

***The value must be "102" for "CCYYMMDD".***

-----

Following a successful insert, an EV Code for the attachment entity will be received in the XEVPRM Acknowledgement.

The pattern of the EV Code for an attachment is 'ATT' followed by a number.

### **1.11. Initial submission of Pharmacovigilance System Master File (PSMF) information**

**The information on the marketing authorisation holder's Pharmacovigilance System Master File must be submitted using the Master File Location section of an XEVPRM with operation type 'Insert' (1).**

The Pharmacovigilance system master file definition is provided in Article 1(28e) of Directive 2001/83/EC and the minimum requirements for its content and maintenance are set out in the Commission Implementing Regulation (EU) No 520/2012 on the Performance of Pharmacovigilance Activities Provided for in Regulation (EC) No 726/2004 and Directive 2001/83/EC (the Implementing Regulation is referenced as IR). The detailed requirements provided by the Commission Implementing Regulation are further supported by the guidance in the [Guideline on good pharmacovigilance practices \(GVP\): Module II – Pharmacovigilance system master file](#):

*The PSMF shall be located within the EU, either at the site where the main pharmacovigilance activities are performed or at the site where the qualified person responsible for pharmacovigilance operates [IR Art 7(1)], irrespective of the format (paper-based or electronic format file). Following European Economic Area (EEA) agreements, the PSMF may also be located in Norway, Iceland or Liechtenstein.*

*At the time of marketing authorisation application, the applicant should submit electronically the PSMF location information using the agreed format [IR Art26 1(a)], and subsequently include in the application, the PSMF reference number, which is the unique code assigned by the EudraVigilance (EV) system to the master file when the EudraVigilance Medicinal Product Report Message (XEVPRM) is processed. Further to the granting of a marketing authorisation, the PSMF will be linked by the marketing authorisation holder to the EVMPD product code(s). All PSMFs must be registered in the Article 57 database.*

*The required location information for the PSMF is a physical office address of the marketing authorisation holder or a contracted third party. Where the PSMF is held in electronic form, the location stated must be a site where the data stored can be directly accessed, and this is sufficient in terms of a practical electronic location [IR Art 7(3)].*

For the purpose of the Article 57(2) notifications on the PSMF location, the following should be taken into account:

- In accordance with Article 3 of Regulation (EU) NO 1235/2010 (the pharmacovigilance legislation), the obligation on the part of the MAHs to maintain and make available on request a Pharmacovigilance System Master File (PSMF) will apply "... to marketing authorisations granted before 2 July 2012 as from either:
  - (a) the date on which those marketing authorisations are renewed; or
  - (b) the expiry of a period of 3 years starting from 2 July 2012,whichever is the earlier.

Therefore, from 2 July 2015 MAHs are required to submit the Pharmacovigilance System Master File information to the Article 57 database (aka XEVMPD).

- To request an EV Code for a PSMF, the following three characteristics need to be taken into account:
  - i. The marketing authorisation holder (MAH) as a legal entity

- ii. The location of the PSMF
- iii. The Pharmacovigilance System (PS)

The following case scenarios provide explanations, as to when and how an EV Code for a PSMF needs to be requested by the same marketing authorisation holder:

**Table 5 – Requesting a single/multiple PSMF EV Code(s) by the same MAH**

	Scenario 1	Scenario 2	Scenario 3
MAH	Same	Same	Same
Location	Same	Same	Different
PV System	Same	Different	Different
Number of EV Codes to request	1	>1	>1
Comment (MF.11) field information	Not required	Not required	Not required

- Scenario 1:

MAH A has a PSMF location D for the PV system X and therefore submits one PSMFL entity in the Article 57 database; one PSMFL EV Code is assigned.

- Scenario 2:

MAH A has two **different PV systems** Y and Z, each with a separate PSMF in the **same location** R. MAH A shall submit two PSMFL entities in the Article 57 database/XEVMPD; two PSMFL EV Codes will be assigned:

1/ one EV Code will be assigned for the PV System Y and corresponding PSMF at location R; and

2/ another EV Code will be assigned for the PV System Z and corresponding PSMF at the same location R.

- Scenario 3:

MAH A has **different PV systems** Y and Z, each with a separate PSMF in **different locations** R and S. MAH A shall submit two PSMFL entities in the Article 57 database; two PSMFL EV Codes will be assigned:

1/ one for the PV System Y and corresponding PSMF at location R; and

2/ one for the PV System Z and corresponding PSMF at location S.

In the context of the requirement set out in Article 8(3) of the Directive 2001/83/EC related to the submission of the summary of the PV system information and the requirement to submit electronically the PSMF location information within the XEVMPD, **a single PSMF cannot refer to multiple locations**. Therefore, the same MAH A cannot register different locations for the same PSMF describing the same PV system.

In the case where the MAH changes the location of the PSMF, the maintenance submission applies as described in section 2.3. *Maintenance of a Pharmacovigilance System Master File Location (PSMFL) entity* of this document.

The following case scenarios provide explanations as to when and how an EV Code for a PSMFL needs to be requested by various marketing authorisation holders at different levels (i.e., HQ or affiliates as specified in the EV Registration database):

**Table 6 – Requesting a single/multiple PSMFL EV Code(s) by different MAHs**

	Scenario 4			Scenario 5		
	4a	4b	4c	5a	5b	5c
MAH	Different	Different	Different	Different	Different	Different
Are MAHs registered in the EV Registration database under the same Global company (HQ)?	Same	Same	Same	Different	Different	Different
Location	Same	Same	Different	Same	Same	Different
PV System	Same	Different	Different	Same	Different	Different
Number of EV Codes to be requested	1	>1	>1	>1	>1	>1
Comment (MF.11) field information	Not required	Not required	Not required	List the EVCODE assigned to the PSMF when it was first registered in the system by the other MAH	Not required	Not required

- Scenario 4a:

MAH A and MAH B are **different legal entities** belonging to the **same global company** MAH A and B share the same PV system Y at the **same location** R. Both MAH A and MAH B share the same PSMFL EV Code.

I.e.: MAH A is registered in the EV Registration database as an affiliate of organisation C. MAH B is also registered in the EV Registration database as an affiliate of organisation C. Because both MAHs

share the same PV system at the same location, both should reference the same PSMFL EV Code in their respective AMPs. Since both organisations are affiliates of the same HQ organisation, if MAH A submits a PSMFL entity in the Article 57 database and an EV Code is generated, MAH B will be able to retrieve this PSMFL EV Code in XEVMPDweb.

- Scenario 4b:

MAH A and MAH B are **different legal entities** belonging to the **same global company**. MAH A and B have **different PV systems** Y and Z at the **same location** R. Therefore, each MAH requests their own individual EV Code, which they will reference in their AMPs.

- Scenario 4c:

MAH A and MAH B are **different legal entities** belonging to the **same global company**. MAH A and B have **different PV systems** Y and Z at **different location** R and S. MAH A has a PSMF at location R for one PV system Y; MAH B has a PSMF at location S for one PV system Z. Therefore, each MAH requests their own individual EV Code, which they will reference in their AMPs.

- Scenario 5a:

MAH A and MAH B are **different legal entities** belonging to **different global companies**. MAH A and B share the **same PV system** Y at the **same location** R. Both MAH A and MAH B request a separate EV Code. In order to identify that the separate EV Codes refer to the same PV system Y (and corresponding PSMF) describing the same single PV system Y at the same location R, each MAH is required to include in the "Comment" field (MF.11) of the PSMF location entity the EV Code assigned to the other MAH. In case one MAH has already acquired an EV Code, it is acceptable that the other MAHs sharing the same PV system include this PSMFL EV Code in the "Comment" field (MF.11).

I.e.: MAH A is registered in the EV Registration database as a headquarter organisation. MAH B is also registered in the EV Registration database as a headquarter organisation. Since both organisations are separate unrelated organisations, if MAH A submits a PSMFL entity in the Article 57 database and an EV Code is generated, MAH B will NOT be able to retrieve this PSMFL EV Code in XEVMPDweb and reference it in their AMPs. Because both MAHs share the same PV systems at the same location, each MAH should submit a separate PSMFL entity in the Article 57 database, stating the EV Code of the PSMFL submitted by the other MAH in the "Comment" field (MF.11). This means that two PSMFL EV Codes will be generated and each of the MAH will reference a different PSMFL EV Code in their AMPs. The link between the two PSMFL EV Codes will be through the information in the PSMFL "Comment" field (MF.11).

- Scenario 5b:

MAH A and MAH B are **different legal entities** belonging to **different global companies**. MAH A and B have **different PV systems** Y and Z at the **same location** R. Therefore, each MAH requests their own individual EV Code, which they will reference in their AMPs.

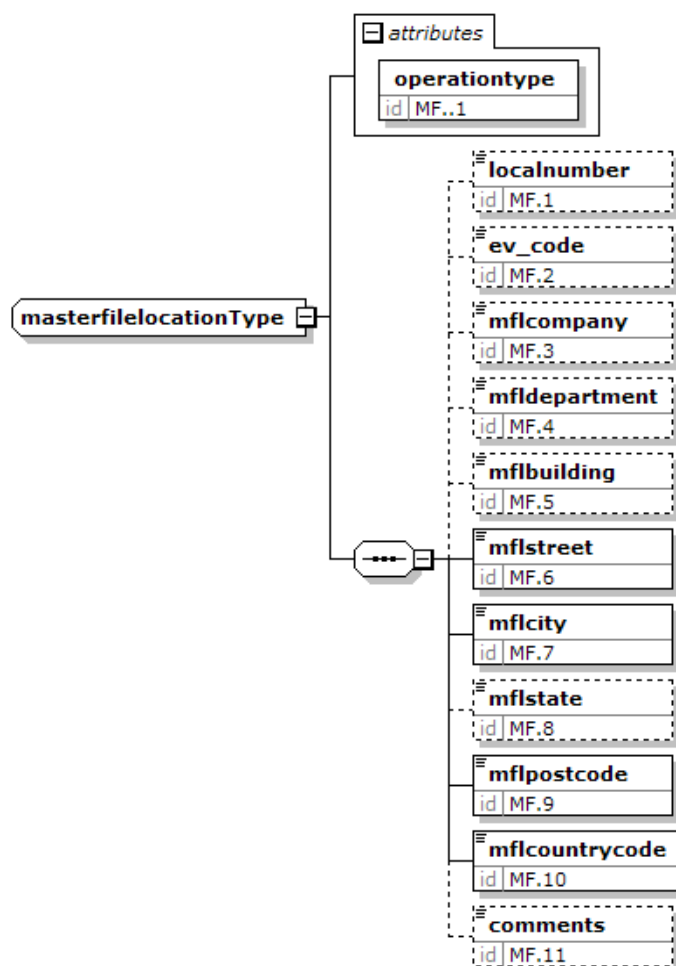
- Scenario 5c:

MAH A and MAH B are **different legal entities** belonging to **different global companies**. MAH A and B have **different PV systems** Y and Z at **different location** R and S. MAH A has a PSMF at location R for one PV system X; MAH B has a PSMF at location S for one PV system Z. Therefore, each MAH requests their own individual EV Code, which they will reference in their AMPs.

See the [Guideline on good pharmacovigilance practices \(GVP\): Module II – Pharmacovigilance system master file \(Rev 2\)](#) for related information.

Organisations registered with Eudravigilance can submit PSMF location information using the Master File Location section of the XEVPRM (see Table 7. Master File Location elements of [Chapter 3.I: Technical specifications](#)) with the operation type 'Insert' (1) in XEVMPDweb or via their Gateway.

Master file location element structure:



### 1.11.1. Local Number (MF.1)

#### **Mandatory information**

**The local number is a unique reference number that must be assigned for an MFL entity in the XEVPRM following an operation type 'Insert' (1).**

When an MFL is submitted in an XEVPRM using the operation 'Insert' (1), a local number must be assigned to this MFL entity:

- If the insert is performed via an XEVPRM created in XEVMPDweb, the local number is generated automatically by the system.

- If the insert is performed by Gateway users, their internal submission tool should generate and assign the local number.

When the corresponding XEVPRM Acknowledgement is received and providing that the submission was successful, this local number should be used to identify the corresponding EV Code.

EXAMPLE: XEVPRM – Insert of MFL information

```
- <masterfilelocation operationtype="1">
  <localnumber>1</localnumber>
  <mflstreet>Example street</mflstreet>
  <mflcity>London</mflcity>
  <mflpostcode>E14 4HB</mflpostcode>
  <mflcountrycode>GB</mflcountrycode>
```

EXAMPLE: XEVPRM Acknowledgement – Insert of MFL

```
= <reportacknowledgment>
  <reportname>MFL</reportname>
  <localnumber />1</localnumber>
  <ev_code>MFL12345</ev_code>
  <operationtype>1</operationtype>
  <operationresult>2</operationresult>
  <operationresultdesc>Entity inserted successfully</operationresultdesc>
</reportacknowledgment>
</acknowledgment>
</evprmack>
```

### 1.11.2. EV Code (MF.2)

#### **Mandatory information**

***EudraVigilance (EV) Code of the MFL must be specified if the operation type is NOT an 'Insert'.***

I.e., if maintenance related operations are performed on a MFL entity successfully inserted in the XEVMPD, the EV Code of the MFL entity must be referenced in this field.

### 1.11.3. Pharmacovigilance System Master File Company (MF.3)

#### **Optional information**

***The name of the company that holds the PSMF may be specified where applicable.***

#### **1.11.4. Pharmacovigilance System Master File Department (MF.4)**

##### ***Optional information***

*The name of the department that holds the PSMF may be specified where applicable.*

#### **1.11.5. Pharmacovigilance System Master File Building (MF.5)**

##### ***Optional information***

*The building name, if part of the address, may be specified where applicable.*

#### **1.11.6. Pharmacovigilance System Master File Street (MF.6)**

##### ***Mandatory information***

*The street of the address where the master file is located must be specified.*

#### **1.11.7. Pharmacovigilance System Master File City (MF.7)**

##### ***Mandatory information***

*The city of the address where the master file is located must be specified.*

#### **1.11.8. Pharmacovigilance System Master File State (MF.8)**

##### ***Optional information***

*The state/region of the address where the master file is located may be specified.*

#### **1.11.9. Pharmacovigilance System Master File Postcode (MF.9)**

##### ***Mandatory information***

*The postcode of the address where the master file is located must be specified.*

#### **1.11.10. Pharmacovigilance System Master File Country code (MF.10)**

##### ***Mandatory information***

*The country code of the address where the master file is located must be specified.*

### **1.11.11. Comment (MF.11)**

#### ***Mandatory optional information***

***Internal reference to distinguish which PSMF is related to the specific PSMF Location EV Code may be included as outlined in table scenario 5a.***

When operation type 'Nullification' (4) is performed on MFL entity, the comment field must be populated with the reason for nullification (e.g., "Duplicate of XXX").

When different MAHs (legal entities) share the same PSMF or PSMF location, the 'Comment' field should reference the EV Code of the PSMFL entity created by the other MAH to create the link between the two organisations as per information in the description of Scenario 5a of *Table 6 – Requesting a single/multiple PSMFL EV Code(s) by different MAHs.*

-----

Following a successful insert, an EV Code for the MFL entity will be received in the XEVPRM Acknowledgement. The pattern of the EV Code for a master file location is 'MFL' followed by a number.

## 2. Maintenance of medicinal product data

### Scope and objectives

This chapter defines the maintenance of information of medicinal products submitted by marketing authorisation holders in accordance with the provisions laid down in Article 57(2) of Regulation 726/2004.

From 16 June 2014 until ISO IDMP implementation, marketing authorisation holders are required to amend the authorised medicinal product entities submitted in the XEVPRM format in compliance with the requirements of Article 57(2) of Regulation (EC) 726/2004. The guidance and processes described in this chapter should be followed during the 'transition maintenance phase' [i.e., the transition to the ISO Identification of Medicinal Product (IDMP) standards implementation].

A long-term strategy for the implementation of the ISO IDMP standards is currently being developed by the Agency, taking into account the potential impact on the European Regulatory Network, EU stakeholders and international partners. Information related to the implementation of ISO IDMP standards in the European Union can be found on the ['Data on medicines \(ISO IDMP standards\): Overview' webpage](#).

The scope of the 'transition maintenance phase' submission is:

- to collect up-to-date information on authorised medicinal products initially submitted under the Article 57(2) requirements in the XEVMPD by correcting any erroneously submitted information;
  - for Gateway user this includes the reconciliation of the medicinal product data against the new EV Code provided in the XEVMPD CVs following the quality control activities performed by the Agency (i.e., XEVMPD substance names, pharmaceutical forms and routes of administration CVs),
- to reflect any changes to the terms of the marketing authorisations following variation, transfer, renewal, suspension, revocation or withdrawal of the marketing authorisation procedure within the XEVMPD/Article 57 database structured and non-structured information as per timelines set in the [Legal Notice on the Implementation of Article 57\(2\) of Regulation \(EC\) No. 726/2004](#) (within 30 calendar days from the date of which the amendments have been authorised);
- to continue the submission of new authorised medicinal products in the XEVMPD as per timelines set in the [Legal Notice on the Implementation of Article 57\(2\) of Regulation \(EC\) No. 726/2004](#) (within 15 calendar days from the date of authorisation).

The 'transition maintenance phase' as described in this guidance document enables the Agency to establish a complete and reliable database on medicinal product information to support the following areas:

- performance of data analysis at the Agency and specifically:
  - EudraVigilance (EV) data analysis and signal management,
  - coding and providing of reporting possibilities on medicinal product and substance information within Individual Case Safety Reports (ICSRs),
  - to support data analytics and business intelligence activities;

- facilitate medicines regulation and fulfil regulatory actions and legal obligation such as:
  - regulatory action to safeguard public health (e.g., referrals, PSUR repository, literature monitoring),
  - calculation of Pharmacovigilance fee;
- communicate efficiently with EMA stakeholders by means of:
  - establishing a European medicines web portal,
  - granting access to EudraVigilance data proactively and reactively,
  - supporting EU and international data exchange on demand,
  - supporting the Pharmacovigilance Risk Assessment Committee (PRAC) for any communication with its stakeholders.

## Transition maintenance phase - Electronic submission plan

Between 16 June 2014 and 31 December 2014 at the latest, marketing authorisation holders were required to:

- update, complete, and improve the quality of medicinal products submitted in the context of Art 57(2) of Regulation (EC) No 726/2004; and
- provide to the Agency additional information on all medicinal products submitted under Article 57(2) provisions and in compliance with the new XEVPRM format as published by the Agency on 31<sup>st</sup> January 2014.

As of 1 January 2015, marketing authorisation holders are required to notify to the Agency any subsequent changes to the terms of marketing authorisations following variation, transfer, renewal, suspension, revocation, or withdrawal of the marketing authorisation as soon as possible and no later than **30 calendar days** from the date of which the changes have been authorised using the electronic XEVPRM format as amended on 31 January 2014.

Marketing authorisation holders should notify the Agency about **amendments to the terms of marketing authorisations** which require a revision of the information on medicinal products as referred to in paragraph 3 and 4 of the [Legal Notice on the Implementation of Article 57\(2\) of Regulation \(EC\) No. 726/2004](#) and the applicable structured data elements (mandatory/mandatory with conditions) of the electronic XEVPRM format as amended by the Agency on 31 January 2014. More specifically, notifications of the amendments to the terms of the marketing authorisation include:

- **notification of extensions of marketing authorisations** as defined in paragraph 1 and 2 of Annex I of Regulation (EC) 1234/2008: changes to the active substance(s), strength, pharmaceutical form and route of administration;
- **notification of variations to the terms of marketing authorisations** as set out in Regulation (EC) 1234/2008 that is affecting the following XEVPRM structured data elements (mandatory/mandatory with conditions):
  - SmPC Section 1. Name of the medicinal product e.g., change in the (invented) name of the medicinal product,

- SmPC Section 2. Qualitative and quantitative composition e.g.: changes to the active substance of a seasonal, pre-pandemic or pandemic vaccine against human influenza,
- SmPC Section 3. Pharmaceutical Form e.g., change(s) to a pharmaceutical form, which does not result in a "new pharmaceutical form" (the latter requires the submission of an Extension application),
- SmPC Section 4.1 Therapeutic indications e.g., addition of a new therapeutic indication or modification of an existing one,
- SmPC Section 4.2 Posology and method of administration (routes of administration only) e.g., change(s) to route(s) of administration,
- SmPC Section 5.1 Pharmacodynamic properties e.g., change in ATC code,
- SmPC Section 6.1 List of excipients e.g., change or addition of excipient(s),
- SmPC Section 7. Marketing Authorisation Holder e.g., *a change of name and/or address of the MAH*;
- **notification of any changes to the name and the contact details of the qualified person responsible for pharmacovigilance (QPPV)** in accordance with Article 4(4) of Commission Implementing Regulation (EU) no 520/2012;
- **notification of any changes in the location of the Pharmacovigilance system master file (PSMF);**
- **notification of any changes to the contact information for Pharmacovigilance enquiries;**
- **notifications of transfers of marketing authorisations;**
- **notifications of any suspension/lifting of the suspension, revocation or withdrawal of a marketing authorisation** granted in the Union;
- **notifications of any suspension/lifting of the suspension, revocation or withdrawal of a marketing authorisation** granted in the Union including the following circumstances:
  - the marketing authorisation was not renewed by the relevant competent authority,
  - an application was not submitted for renewal by the marketing authorisation holder, or
  - the marketing authorisation expired due to sunset clause;
- **notifications of renewal of the marketing authorisation;**
- **notification of the electronic copy of the latest approved Summary of Product Characteristics (SmPC) where any variations lead to a significant revision of the content** of the following sections:
  - section 4.1 Therapeutic indications which do not have a direct impact on the MedDRA coding of the indication,
  - section 4.2 Posology and method of administration (other than route of administration),
  - section 4.3 Contraindications,
  - section 4.4 Special warnings and precautions for use,
  - section 4.5 Interaction with other medicinal products and other forms of interaction, #
  - section 4.6 Fertility, Pregnancy and lactation,

- section 4.8 Undesirable effects,
- section 4.9 Overdose.

## **2.1. Maintenance of a Qualified Person responsible for Pharmacovigilance (QPPV)**

MAHs are legally required to have a qualified person for pharmacovigilance (QPPV) based in the European Union (EU) in place at all times, in line with Directive 2001/83/EC Article 104(3)(a).

The QPPV must be registered under the organisation's profile in EudraVigilance.

MAH organisations with QPPVs residing in the UK and/or carrying their tasks in the UK should also note sections 4 and 5 of the ['Commission Notice – Application of the Union's pharmaceutical acquis in markets historically dependent on medicines supply from or through parts of the United Kingdom other than Northern Ireland'](#) and information in [DIRECTIVE \(EU\) 2022/642 OF THE EUROPEAN PARLIAMENT AND OF THE COUNCIL of 12 April 2022 amending Directives 2001/20/EC and 2001/83/EC as regards derogations from certain obligations concerning certain medicinal products for human use made available in the United Kingdom in respect of Northern Ireland and in Cyprus, Ireland and Malta.](#)

The contact details of the Qualified Person responsible for Pharmacovigilance (QPPV) refer to the contact details from where the QPPV operates.

From 1 February 2016 MAH organisations no longer need to notify the EMA or the national competent authorities (as applicable) of changes to the QPPV by submitting a type IA<sub>IN</sub> variation. From this date, the Article 57 database is considered functional for the purpose of notifying changes in QPPV including contact details (telephone and fax numbers, postal address and email address) through the Article 57 database only. No final variation is required to notify an explicit cross reference to Article 57 as the source of QPPV information.

Changes to the QPPV information must be notified in the affected medicinal product entities in the Article 57 database using one of the below business processes (as applicable) immediately and no later than **30 calendar days** from the date the change applies:

1. business process to notify the change of the QPPV details (same person) e.g., changes of telephone number/address or surname;
2. business process to notify the change of the QPPV within the organisation (change of person) e.g., QPPV retires, new QPPV is appointed.

The Agency uses the QPPV email address provided as the sole contact point for certain important communications (e.g., in relation to initiation of pharmacovigilance referral procedures concerning MAHs marketing authorisations), therefore the QPPV information must be up to date.

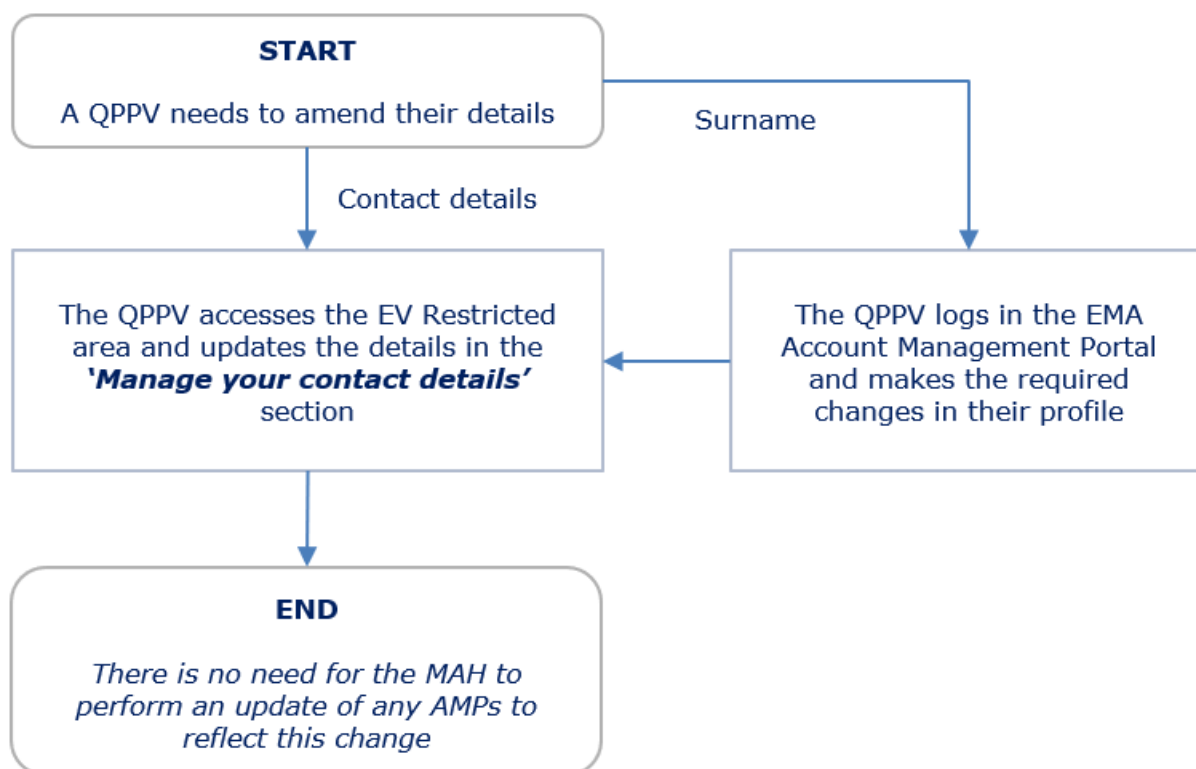
### **2.1.1. Business process to notify the change of QPPV's details**

From 26 July 2018 the QPPV/RP is required to make changes of the QPPV's details (e.g., change of telephone number/address or surname) in their profile via the [EMA Account Management Platform](#) and/or in the ['Manage your contact details' section](#) of the [EV Restricted area](#). Please refer to the [EMA EudraVigilance Registration Manual](#) for related information.

The change of QPPV's details does not affect any medicinal product entries referencing the QPPV as the same QPPV Code continues to be referenced in the relevant AMP and there is therefore no need for the MAH to perform an update of the AMP entities.

The following business process should be followed to notify a change to the QPPV's details (same person):

### Process map 3 – Change of QPPV's details



#### 2.1.2. Business process to notify a change of a QPPV

From 26 July 2018, when a new QPPV is appointed in an MAH organisation, the organisation must nominate a new QPPV within 10 calendar days; the new QPPV must self-register for the relevant QPPV role [i.e., either as the 'EU QPPV' (at a HQ level) or as an 'additional QPPV' (at an affiliate level)] via the [EMA Account Management Platform](#).

There can only be one EU QPPV per HQ organisation. The existing EU QPPV cannot be removed from EudraVigilance until their replacement is fully registered in the EMA Account Management Platform.

The registration of an 'EU QPPV' (at a HQ level) via the [EMA Account Management Platform](#) is approved by the EMA following the receipt of a [request submitted via the EMA Service Desk](#). A set of documents must be submitted with the request as indicated in the document ['New Organization First User QPPV/RP or Change of EU QPPV/RP' document](#).

- The registration of an 'additional QPPV' (at an affiliate level) and/or the trusted deputy is approved by the EU QPPV of the MAH organisation.
- When a new QPPV is appointed at an EU level (i.e., for the MAH HQ organisation) the QPPV that is no longer valid will need to de-register from the EU QPPV role via the [EMA Account Management Platform](#) and a new QPPV will need to request a registration for this role.

For information on how to register, refer to the published [EMA EudraVigilance Registration Manual](#).

Following the registration of the new QPPV, a new QPPV Code is assigned. Registered users from the MAH organisation can retrieve this QPPV Code from:

- the [EudraVigilance restricted area](#) under "QPPV list":



- or from the 'QPPV' look-up table in XEVMPDweb users.

Following a change of the QPPV, the MAH should amend any AMPs with valid marketing authorisation statuses in the XEVMPD by performing an 'Update' (2) of the AMP records to reference the new QPPV Code.

In cases when the marketing authorisation of a medicinal product is transferred to a new MAH but the QPPV remains the same, the QPPV must be registered (via the [EMA Account Management Platform](#)) under the EV profile of the new MAH. This is because the QPPV is linked to the organisation profile under which they are registered in the EV registration database. It is not technically possible to reference a QPPV registered under a profile of another organisation unless there is an affiliate and HQ relationship between both organisations.

Therefore, to be referenced in the AMPs submitted from the organisation ID of the new MAH, the QPPV of the former MAH must be registered as a QPPV (or a trusted deputy QPPV or additional QPPV) of the new MAH. This can be arranged by the QPPV by self-registering under the required organisation profile (e.g., as an 'additional QPPV') in the [EMA Account Management Platform](#).

#### EXAMPLE:

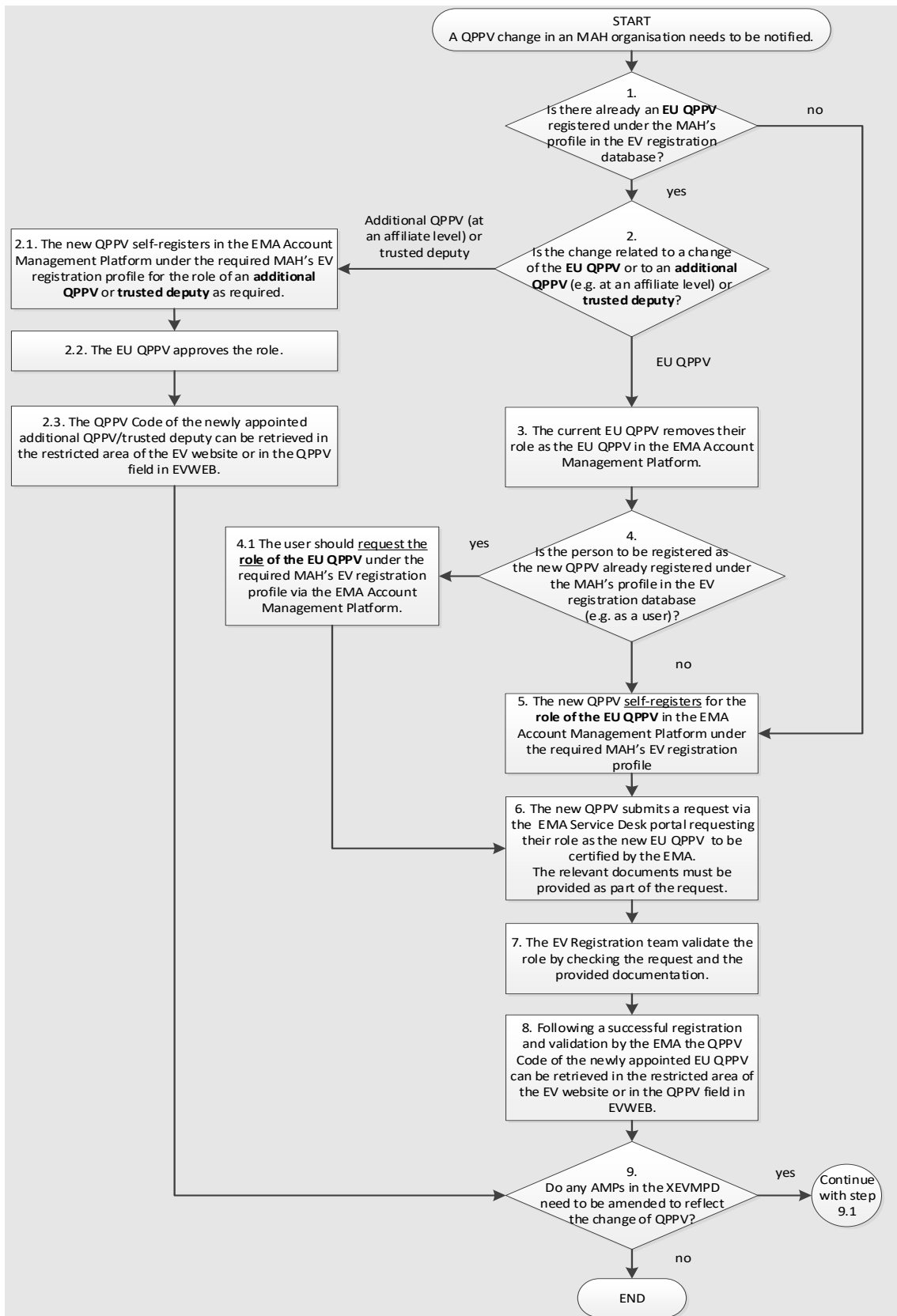
Product A was transferred from MAH A to MAH B.

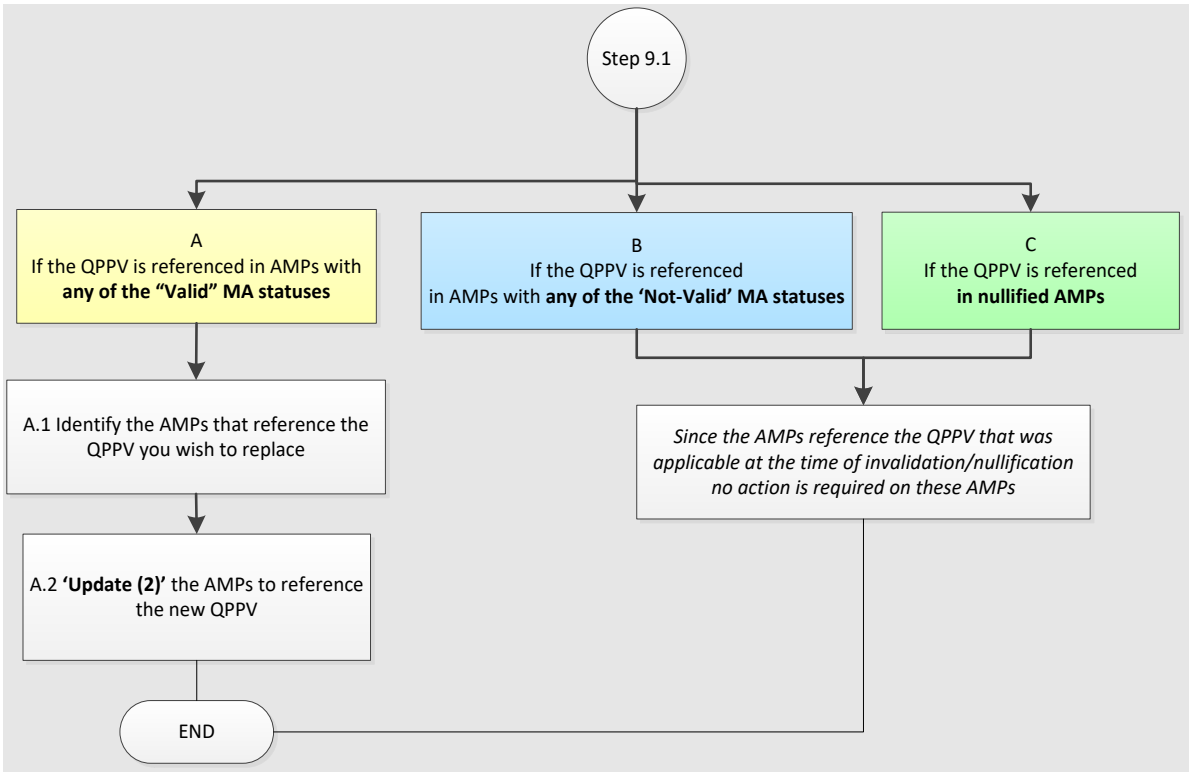
Both MAH organisations are registered in EV as two separate HQ organisations.

The QPPV of MAH A remains the QPPV of Product A for a certain period. Therefore, for the QPPV of MAH A to be referenced in the product submitted from MAH B's profile, the QPPV must be registered under the EV profile of MAH B (new QPPV Code will be assigned).

The following business process should be followed to notify a change of QPPV (different person) within the organisation:

**Process map 4 – Change of a QPPV**





## **2.2. Maintenance of a marketing authorisation holder (MAH) organisation entity**

Variations to the information of the marketing authorisation holder (MAH) may trigger one of the following business processes:

### **2.2.1. Notification of change of contact details, name and/or address of the MAH (i.e., no change of legal entity)**

Change of contact details, name and/or address of an MAH, if the organisation remains the same legal entity, should be reflected by performing an **'Update (2)'** on the existing MAH organisation entity (i.e., an EV Code is already assigned) or an **'Insert (1)'** of a new MAH entity (new EV Code will be assigned).

If an update of information is performed on an existing MAH entity, then all AMP entities referencing that MAH organisation entity will display the updated MAH information.

- If the name and/or address of the MAH are **submitted in the XEVMPD as per the SmPC (and not as per information in OMS) and the MAH details** are not yet updated in section 7. of the SmPC(s) for the AMP(s) with any of the 'Valid' marketing authorisation statuses in the XEVMPD:
  - The AMPs referencing SmPCs that do not yet contain the new details of the MAH should continue to reference the existing MAH entity (i.e., with the old details).
  - A new MAH entity with the updated details should be entered in the XEVMPD using operation type 'Insert (1)'. New organisation EV Code will be assigned.
  - The AMPs referencing SmPCs that already contain the new details of the MAH should be updated [operation type 'Update (2)'] to reference this new MAH entity.
- If the name and/or address of the MAH are **submitted in the XEVMPD as per information in OMS**, when the name and/or address update of the MAH is performed in OMS, then the existing MAH information (EV Code) should be updated [operation type 'Update (2)'] to reference the updated details.

Update of the organisation EV Code in the XEVMPD will not trigger the update of the MAH's details in the EudraVigilance Registration database or in OMS.

To amend details of the MAH organisation in the list of organisations registered with EudraVigilance in the restricted area of the EudraVigilance Human website and in OMS, an **OMS change request** must be raised in the ~~Organisations Management System (OMS)~~ [EMA Service Desk portal](#).

~~Information on how to amend organisation details in OMS can be found in the OMS web user manual available in the 'Documents' section of the OMS portal, in section 8.2. Change request process – general rules.~~

Guidance on how to request the addition of an organisation information in OMS using an [OMS change requests in the EMA Service Desk portal](#) is available in section **3.1. OMS Change requests** of the document **'A6 – Alternative access solution'** under the 'Documents' section of the [OMS portal](#).

## 2.2.2. Notification of transfer of marketing authorisation (i.e., change of legal entity)

The business process to notify the transfer of marketing authorisation (i.e., change of legal entity) is described in section [2.4.3. Transfer of marketing authorisation](#) of this document.

MAHs are required to correct and reconcile MAH organisation details using an XEVPRM with the assigned operation types 'Insert' (1), 'Update' (2) and 'Nullification' (4) as described below.

Only the owner organisation (i.e., the organisation that submitted the data and/or its HQ) and the EMA can perform maintenance related operation types 'Update' (2) and 'Nullification' (4) on an MAH entity in the XEVMPD.

- When a new MAH organisation information (new MAH EV Code) is required, the operation type **'Insert (1)'** must be used to submit a new MAH organisation entity in the XEVMPD in an XEVPRM; a new MAH EV Code will be assigned. This newly submitted organisation should then be referenced ~~in AMPs that are being inserted or maintained as required, with any of the 'Valid' MA statuses for which the attachments reference the updated organisation details (e.g., in section 7 of the SmPC). See section 1.6. Initial submission of a marketing authorisation holder (MAH) organisation of this document for related information.~~
- Amendment of information within an existing organisation entity should be performed by submitting an XEVPRM with operation type **'Update (2)'** on the existing MAH entity. All AMP entities referencing the MAH organisation entity, for which the details were amended, will automatically reference the amended/added information.
- MAH organisation entity, which is duplicated (i.e., multiple EV Codes are assigned to the same organisation entity), obsolete (the organisation is not/will not be referenced in any product submissions) or erroneously submitted should be nullified by submitting an XEVPRM with operation type **'Nullification (4)'**; the text *"Obsolete entity"* or *"Duplicate of ORGXXX"* (where ORGXXX represents an EV Code) should be entered in the 'Comment (O.18)' field.

The following must be taken into consideration:

- a) Nullification of a duplicated/obsolete MAH entity can only be performed by the owner organisation if the MAH entity has not been validated by the EMA and it is referenced **in nullified AMPs**; the text *"Obsolete entity"* or *"Duplicate of ORGXXX"* (where ORGXXX represents an EV Code) should be entered in the 'Comment (O.18)' field.
- b) Nullification is not allowed on MAH organisation entities validated (i.e., the 'Validity' field displays 'Valid') by the EMA in the XEVMPD. Only the EMA can nullify such MAH organisation entities providing that they are referenced only in nullified or invalidated (i.e., referencing a 'not-valid' MA status) AMPs. To request the nullification, the MAH should submit a nullification [request](#) using the [EMA Service Desk portal](#). The EV Code of the MAH organisation entity, the requestor's organisation name and EudraVigilance registration ID, and the reason for nullification must be included in the request.
- c) If the duplicated/obsolete MAH entity is referenced in AMPs with **any of the 'valid' marketing authorisation statuses**, the AMPs should be updated [i.e., operation type 'Update (2)' should be used] to reference another MAH entity, which will be retained in the XEVMPD before the nullification can be performed.
- d) If the duplicated/obsolete MAH entity to be nullified is referenced in AMPs with **any of the 'Not-Valid' marketing authorisation statuses** the MAH should submit a [request for](#)

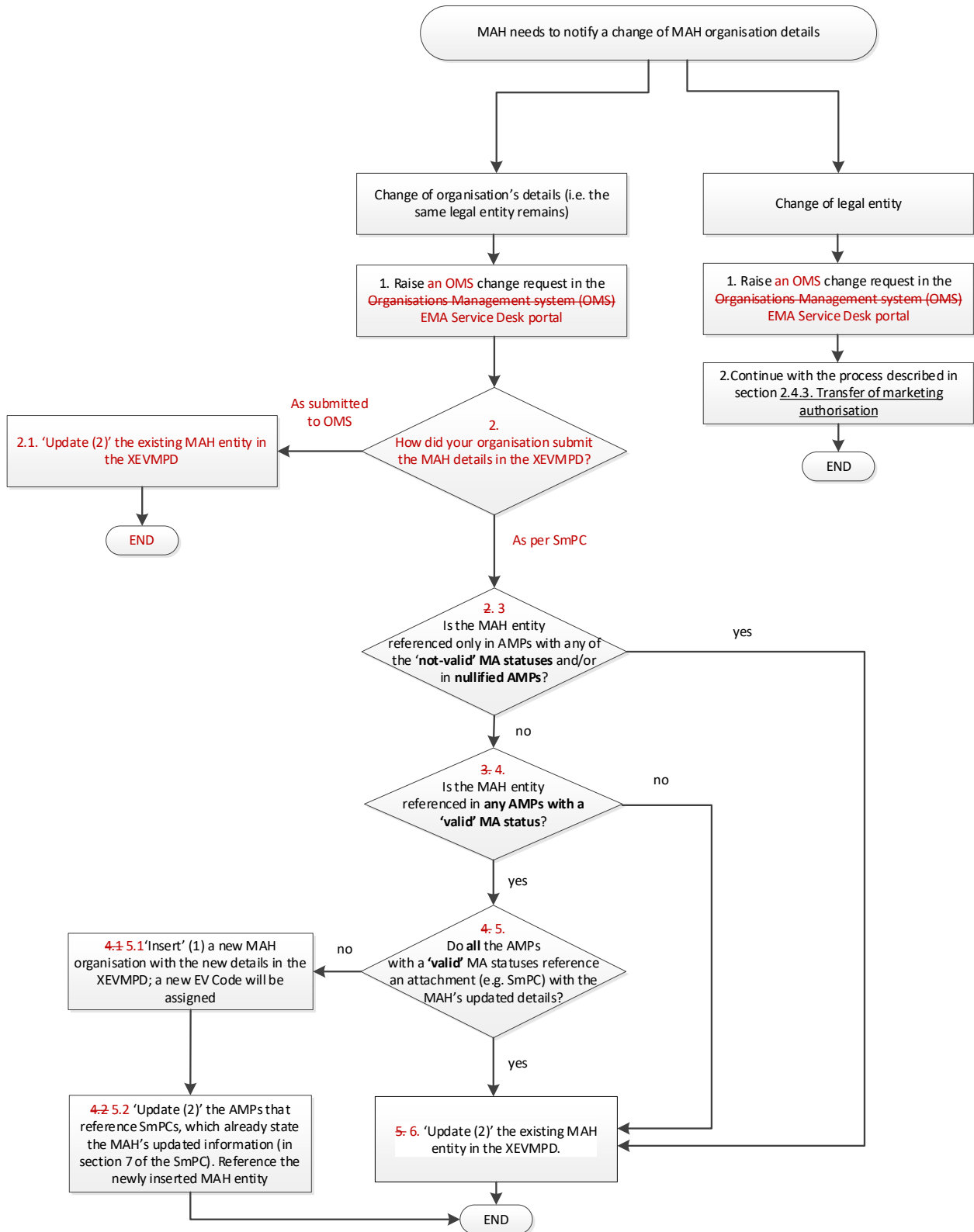
[nullification by the EMA](#) using the [EMA Service Desk portal](#). The EV Code of the MAH organisation entity, the requestor's organisation name and EudraVigilance registration ID, and the reason for nullification must be included in the request.

Following the submission of an XEVPRM in the XEVMPD, the MAH should refer to the XEVPRM Acknowledgment to check if the performed action has been successful.

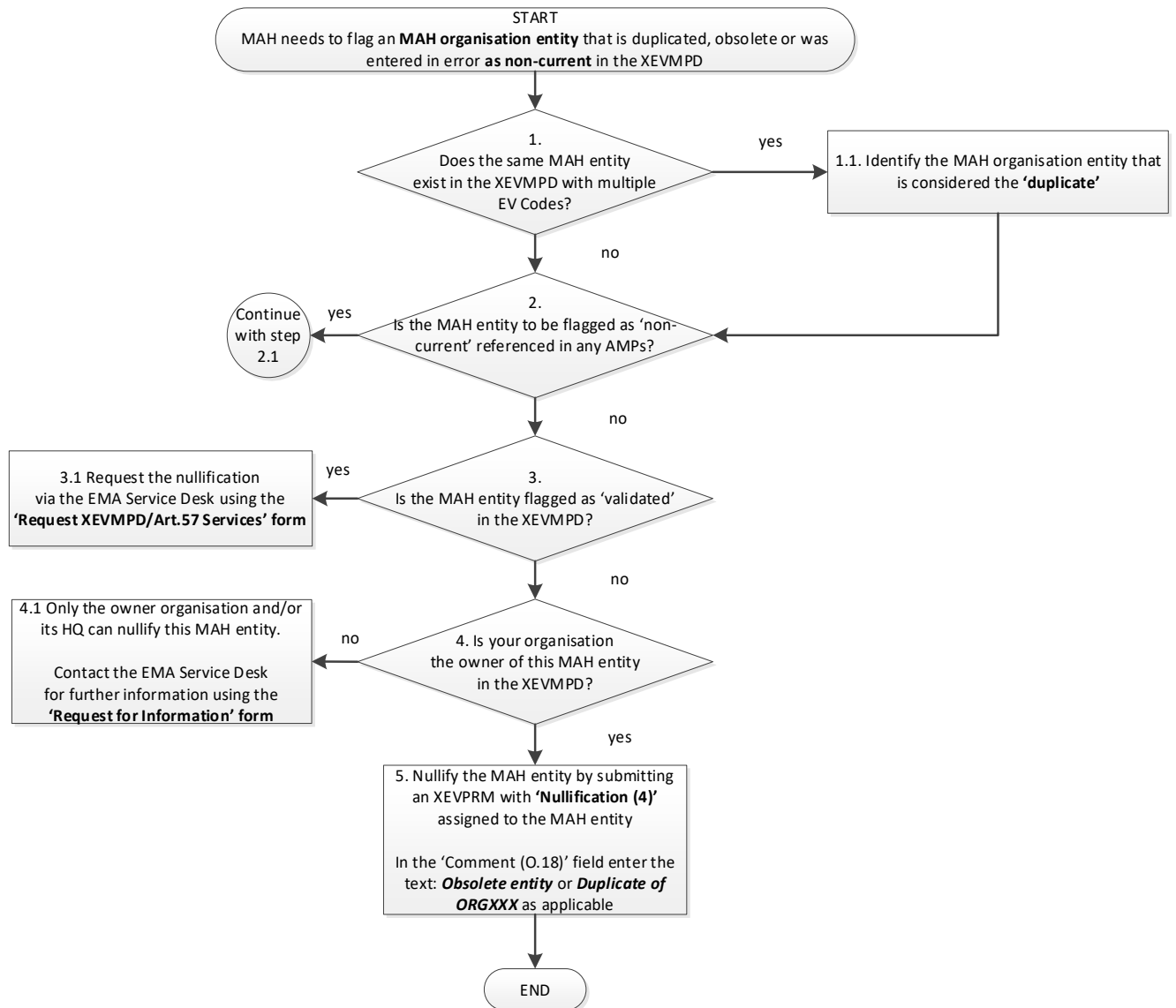
The below business processes describe how to:

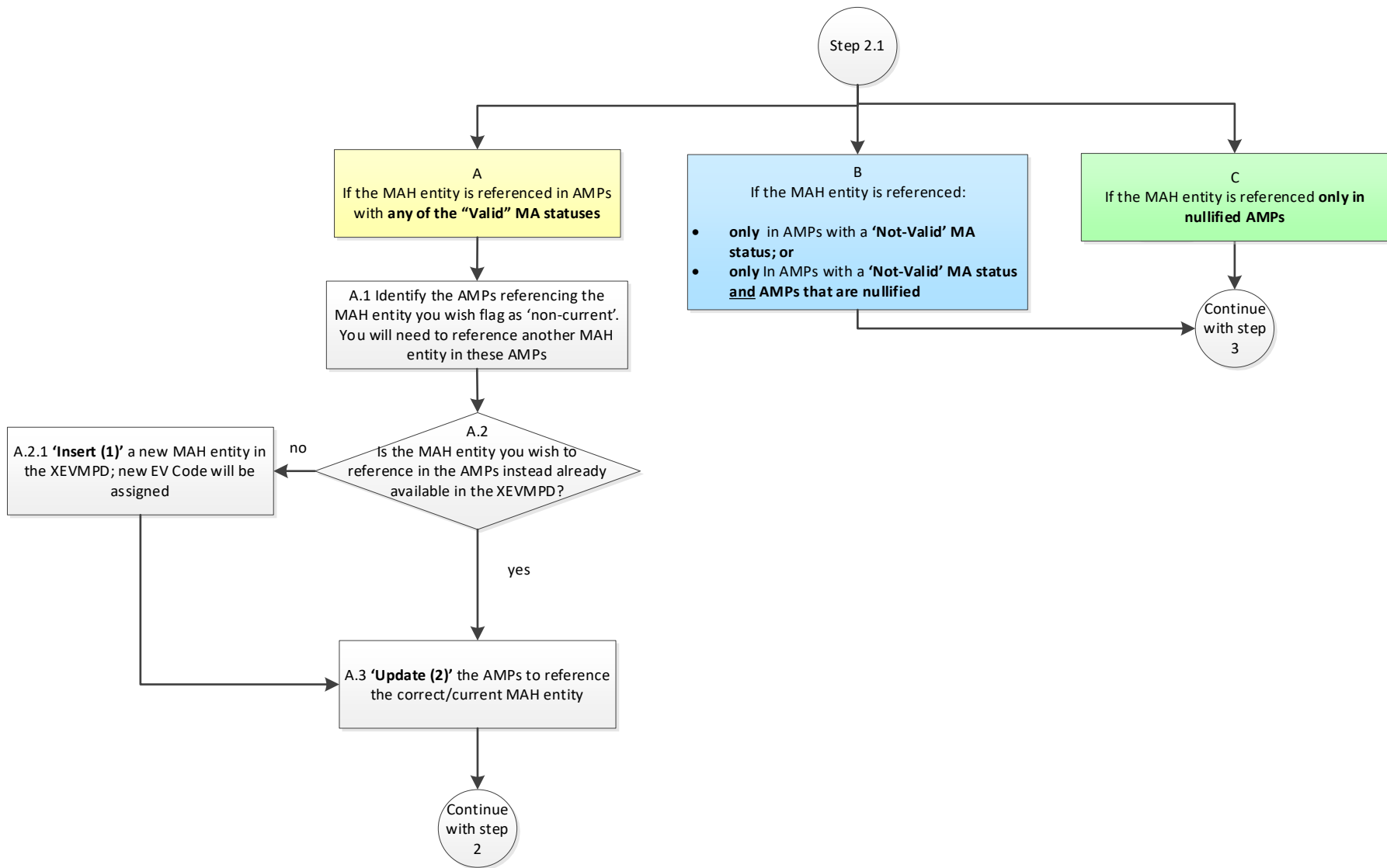
- notify changes to the MAH details (same organisation/legal entity);
- notify an MAH entity as 'non-current'.

**Process maps 5 – Change of MAH details**



**Process map 6 – Notifying an MAH entity as 'non-current'**





### **2.3. Maintenance of a Pharmacovigilance System Master File Location (PSMFL) entity**

As per information in the [Guideline on good pharmacovigilance practices \(GVP\): Module II – Pharmacovigilance system master file](#):

- *Marketing authorisation holders shall continue to ensure that their entries in the Article 57 database for medicinal products for human use are up-to-date, including the information about the qualified person responsible for pharmacovigilance (QPPV), name and contact details (telephone and fax numbers, postal address and email addresses) and PSMF location information [based on IR Art 4(4)].*
- *Upon a change in the QPPV or location of the PSMF information, the Article 57 database shall be updated by the marketing authorisation holder immediately and no later than 30 calendar days, in order to have the information in the Article 57 database and on the European medicines web-portal referred to in Article 26(1) of Regulation (EC) No 726/2004 updated and to allow continuous supervision by the competent authorities [based on IR Art 4(4), REG Art 57(2)(c)].*

Changes to the information on the Pharmacovigilance system may trigger the generation of new PSMFL EV Code(s) in the Article 57 database. Please refer to the guidance provided in [Table 5 – Requesting a single/multiple PSMF EV Code\(s\) by the same MAH](#) and [Table 6 – Requesting a single/multiple PSMFL EV Code\(s\) by different MAHs](#).

MAH organisations with Pharmacovigilance System Master File located in the UK should also note information in the ['Questions and answers to Stakeholders on the implementation of the Protocol on Ireland/Northern Ireland'](#) document and the [Commission Implementing Regulation \(CIR\) 520/2012](#) to assess any impact the amendments may have with regards to their medicinal products authorised in the UK.

In accordance with Article 3 of Regulation (EU) NO 1235/2010 (the pharmacovigilance legislation), the obligation on the part of the MAHs to maintain and make available on request a Pharmacovigilance System Master File (PSMF) will apply "... to marketing authorisations granted before 2 July 2012 as from either:

(a) the date on which those marketing authorisations are renewed; or

(b) the expiry of a period of 3 years starting from 2 July 2012,

whichever is the earlier.

Therefore, from 2 July 2015 MAHs are required to submit the Pharmacovigilance system information to the Article 57 database.

From 1 February 2016 MAH organisations no longer need to notify EMA or national competent authorities (as applicable) of changes to the pharmacovigilance system data by submitting a type IA<sub>IN</sub> variation. From this date Article 57 database is considered functional for the purpose of notifying changes to the location of the PSMF (street, city, postcode, country) through the Article 57 database only. No final variation is required to notify an explicit cross reference to Article 57 as the source of PSMF information.

MAHs are required to correct and reconcile the pharmacovigilance system information by using the operation types 'Insert' (1), 'Update' (2) and 'Nullification' (4) on a PSMFL entity in the Article 57 database as follow:

- When a new pharmacovigilance system code is required, the operation type **'Insert' (1)** must be used to submit the new PSMFL entity in the XEVMPD in an XEVPRM.

A new PSMFL entity should be submitted in the Article 57 database only in case where the Pharmacovigilance System changes; a new PSMFL EV Code will be generated.

- Information within a previously submitted PSMFL entity must be amended, or additional information must be added (as applicable) by submitting an XEVPRM with the operation type **'Update' (2)** on an existing PSMFL entity. All AMP entities referencing the PSMFL entity for which the details were amended will automatically reference the amended/added information.

Should the **location** of the PSMF change but the Pharmacovigilance System remains the same, the **existing PSMFL EV Code** should be amended using an operation type **'Update (2)'** to reference the new location.

- PSMFL entity which is duplicated (i.e., multiple EV Codes are assigned to the same PSMFL entity), obsolete (the PSMFL is not/will not be referenced in any product submissions) or erroneously submitted (e.g., the entity was not supposed to be submitted) can be flagged as 'non-current' by submitting an XEVPRM with the operation type **'Nullification' (4)**.

Nullification should be performed on the PSMFL entity depending on the type of medicinal product entities in which the PSMFL entity is referenced. The following must be taken into consideration:

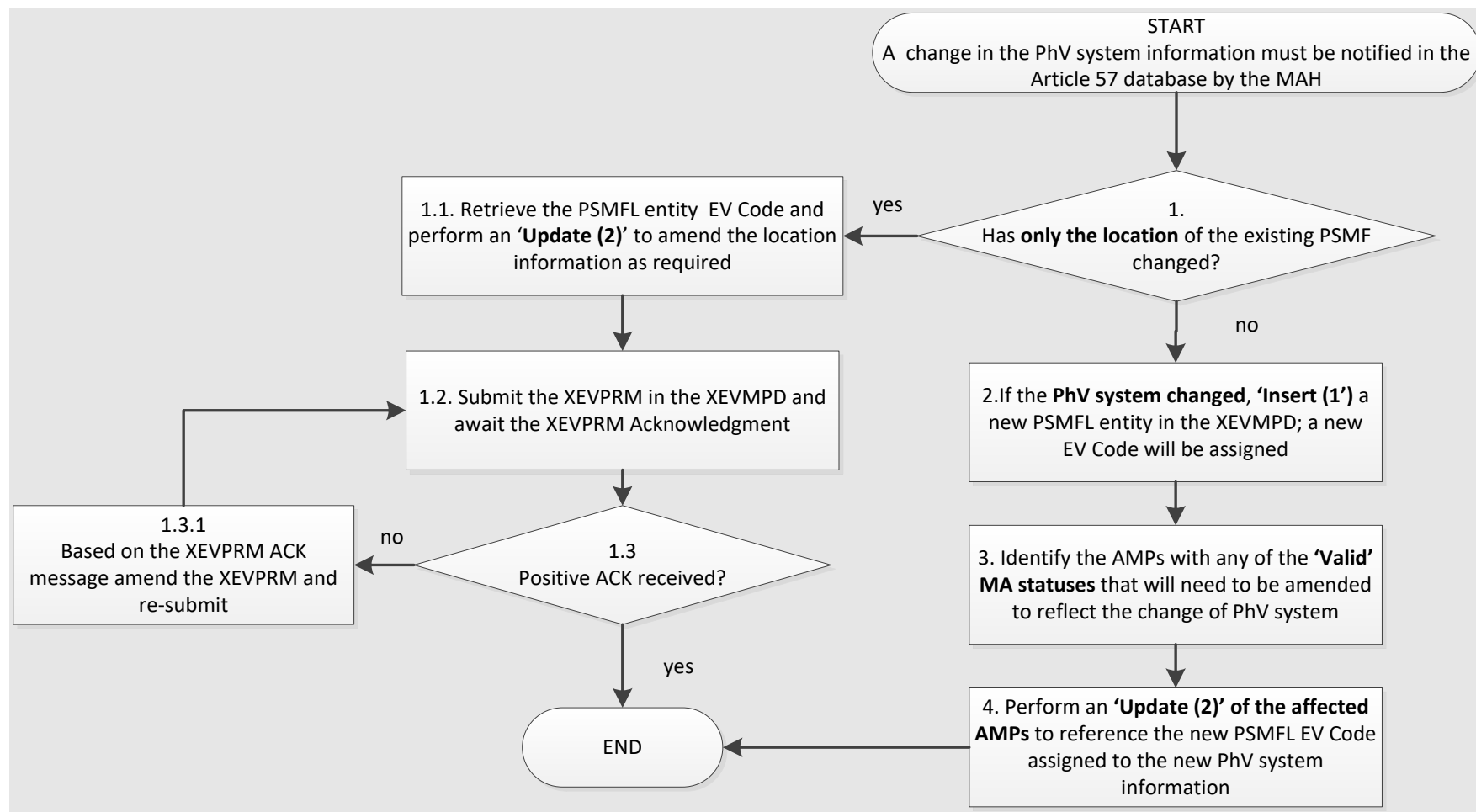
- The duplicated/obsolete PSMFL can be nullified by the owner organisation if the PSMFL entity is referenced in **nullified AMPs**; the text "Obsolete entity" or "Duplicate of MFLXXX" (where MFLXXX represents an EV Code) should be entered in the 'Comment (MF.11)' field of the PSMFL entity.
- If the duplicated/obsolete PSMFL entity is referenced in AMPs with **any of the 'Valid' marketing authorisation statuses**:
  - a) the AMPs should be updated [i.e., operation type 'Update (2)' should be used] to reference another PSMFL entity, which will be retained in the XEVMPD; and
  - b) the duplicated/obsolete PSMFL entity should be nullified [i.e., operation type 'Nullification (4)' should be used] referencing the text "*Obsolete entity*" or "*Duplicate of MFLXXX*" in the 'Comment (MF.11)' field of the PSMFL entity.
- If the duplicated/obsolete PSMFL is referenced in AMPs with **any of the 'Not-Valid' marketing authorisation statuses and nullified AMPs** the PSMFL should be nullified [i.e., operation type Nullification (4) should be used] to reference the text "*Obsolete entity*" or "*Duplicate of MFLXXX*" in the 'Comment (MF.11)' field of the PSMFL entity.

Following the submission of an XEVPRM in the XEVMPD, the MAH should refer to the XEVPRM Acknowledgment to check if the performed action has been successful.

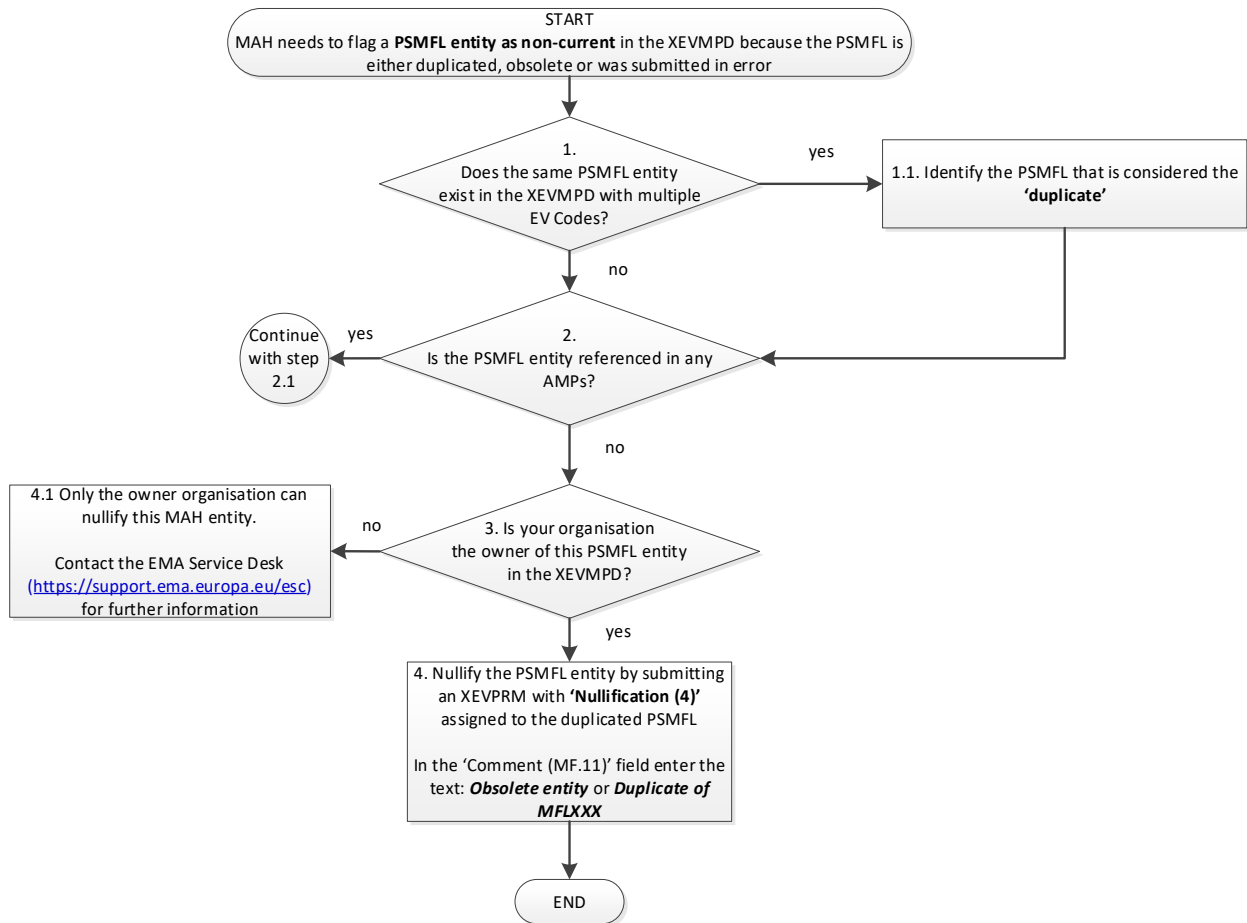
The below business processes describe how to:

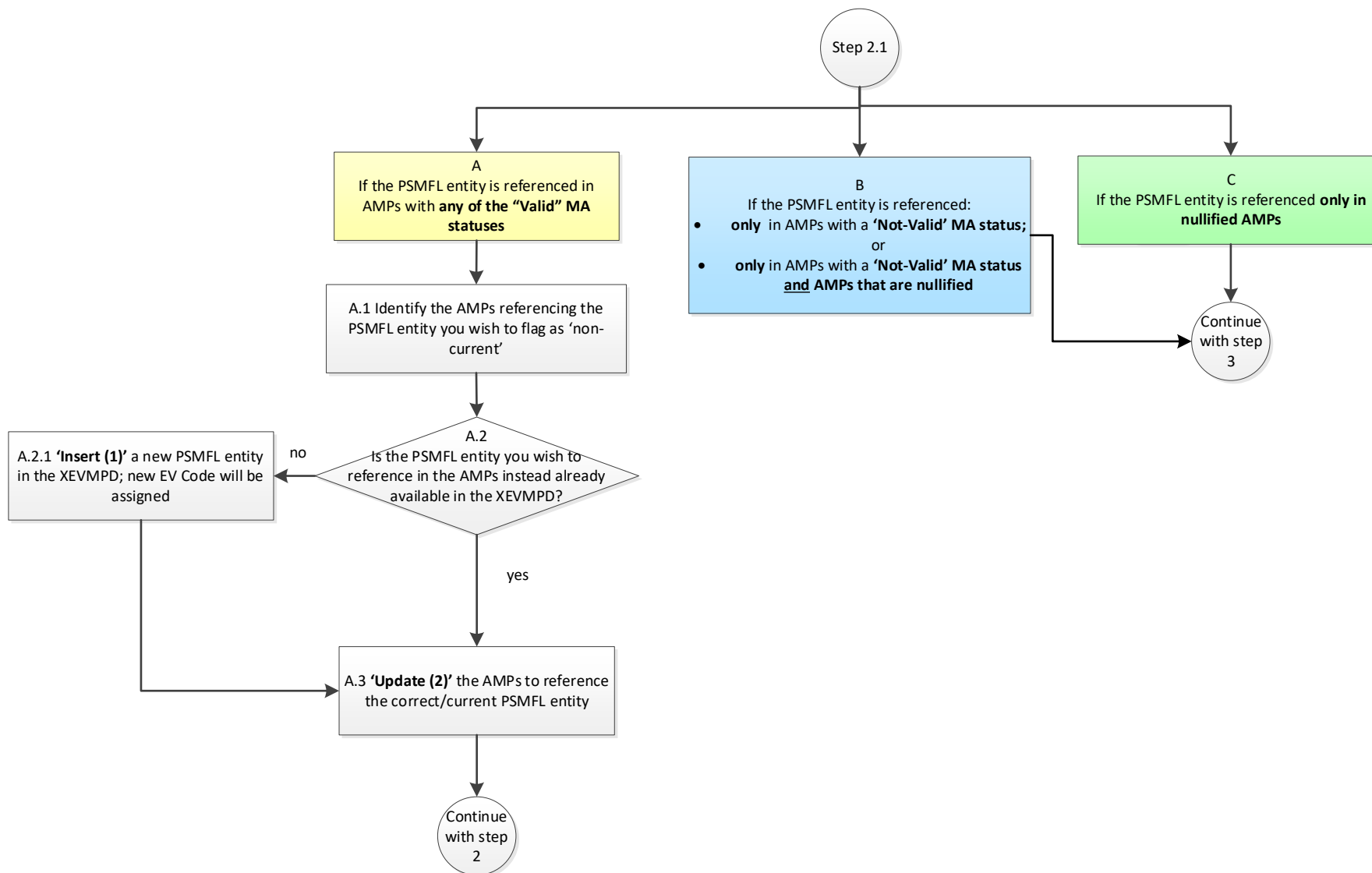
- notify changes to the pharmacovigilance system information;
- notify a PSMFL entity as 'non-current'.

**Process map 7 – Change of PSMF information**



**Process map 8 – Notifying a PSMFL entity as 'non-current'**





b

## 2.4. Maintenance of an authorised medicinal product (AMP) entity

Marketing authorisation holders should notify the Agency about changes to the terms of marketing authorisations, which require a revision information on medicinal products and the applicable structured data elements (mandatory/mandatory with conditions) as outlined in paragraph 5 of the [Legal Notice on the Implementation of Article 57\(2\) of Regulation \(EC\) No. 726/2004](#) on the Implementation of Article 57(2) of Regulation (EC) No. 726/2004.

Specifically, the following operation can be used on an AMP entity:

- operation type '**Insert**' (1) must be used to notify changes to the term of the marketing authorisation that trigger a new medicinal product record according to the criteria specified in section 1.1. *Initial submission of an authorised medicinal product (AMP) entity* of this document and that includes:
  - regulatory procedures that generate new marketing authorisation number (e.g., following a variation where the NCA issues a new marketing authorisation number),
  - extension to the terms of marketing authorisation (e.g., changes to the qualitative and quantitative composition for inclusion of new active substance/adjuvant, changes of the strength/potency, addition of authorised/administrable pharmaceutical form and routes of administration where the NCA issues a new marketing authorisation number),
  - in the context of the marketing authorisation transfer,
  - notification of the renewal of marketing authorisation where the marketing authorisation number has been changed by the competent authority;
- operation type '**Update**' (2) must be used to:
  - amend medicinal product information due to variations of the marketing authorisation,
  - correct erroneous data,
  - notify the (lifting of) suspension of the marketing authorisation,
  - notify the renewal of the marketing authorisation where the marketing authorisation number has not been changed by the competent authorities,
  - extension to the terms of the marketing authorisation; changing the route of administration and where the NCA does not issue a new marketing authorisation number;
- operation type '**Invalidate MA**' (6) must be used to:
  - notify the revocation/withdrawal of the marketing authorisation,
  - in the context of transfer of the marketing authorisation to retire the previously submitted (transferred) medicinal product,
  - notify the renewal of the marketing authorisation where the marketing authorisation number has been changed by the competent authority;
- operation type '**Nullification**' (4) must be used to flag any medicinal product data previously submitted in the XEVMPD as "non-current" (e.g., duplicated entities or entities provided erroneously).

**Process map 9 – Business processes to amend medicinal product information in the XEVMPD following a regulatory procedure**

Medicinal product information needs to be amended following:

**Change of QPPV/PSMFL**

Follow the guidance and processes described in the below listed sections of this guidance document:  
2.1.1.1. Business process to notify the **change of QPPV's details**  
2.1.1.2. Business process to notify a **change of a QPPV**  
2.3. **Maintenance of a Pharmacovigilance System Master File (PSMF) entity**

**Variation of marketing authorisation**

Follow the processes described in section **2.4.1. Variations of marketing authorisation** of this guidance document

**Transfer of marketing authorisation**

Follow the process described in section **2.4.3. Transfer of marketing authorisation** of this guidance document

**Renewal of marketing authorisation**

Follow the process described in section **2.4.4. Renewal of marketing authorisation** of this guidance document

**Lifting of suspension of marketing authorisation**

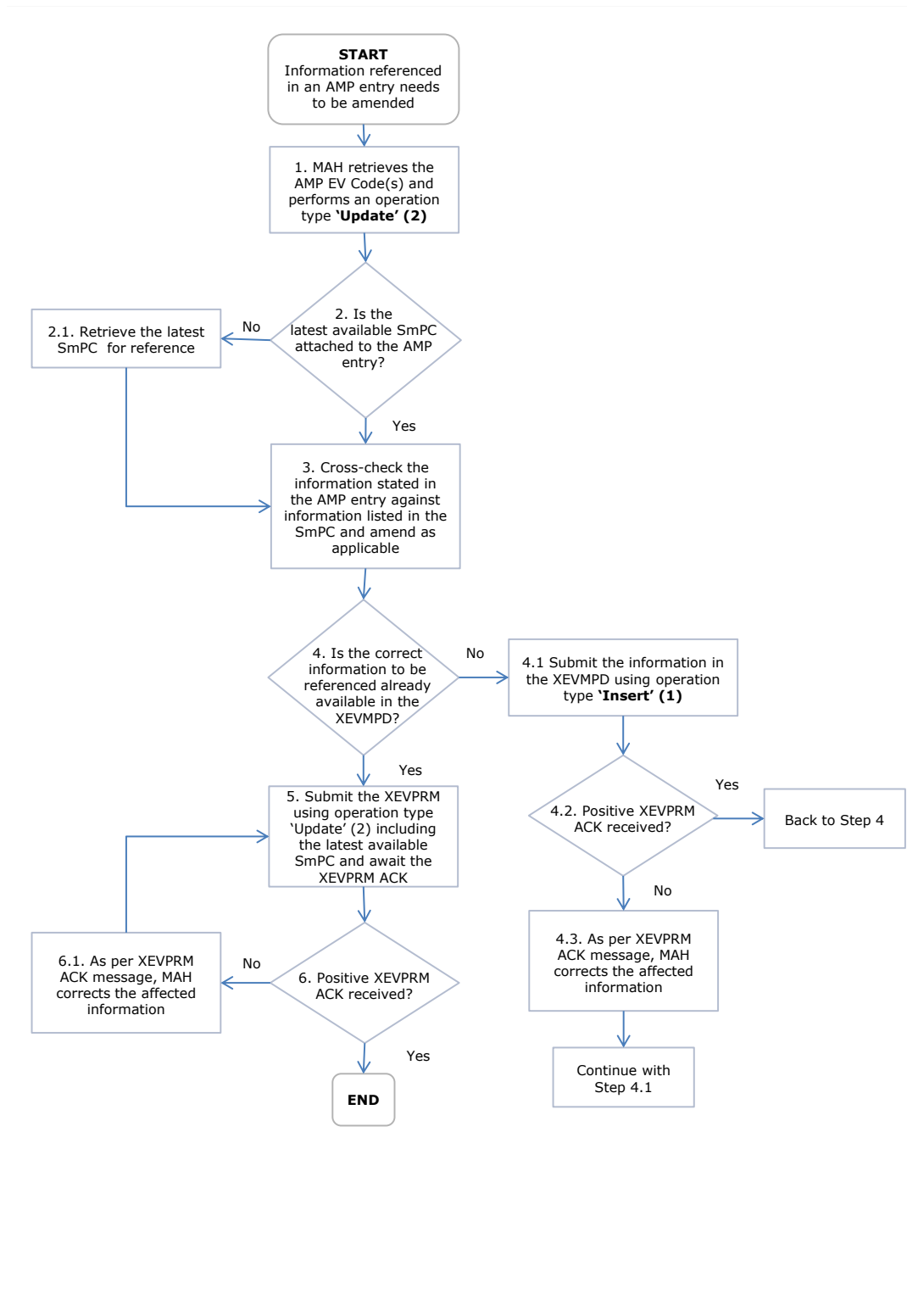
Follow the process described in section **2.4.2. (Lifting of) suspension of marketing authorisation** of this guidance document

**Revocation/withdrawal/expiry of marketing authorisation**

Follow the process described in section **2.4.6. Revocation/withdrawal/expiry of marketing authorisation** of this guidance document

**Process map 10 – Amendment of an AMP entity**

The following process map describes how to amend an AMP entity in the XEVMPD to ensure that the information within the AMP elements corresponds to the information stated in the attached SmPC:



### 2.4.1. Variations of marketing authorisation

Operation type '**Update**' (2) must be used, as applicable, to amend incorrectly submitted information (e.g., typos, misspellings and information submitted by mistake) and to submit the latest information on the following product data following a variation procedure:

- (invented) name of the medicinal product;
- description of the pharmacodynamic properties (i.e., the ATC code(s) for the medicinal product);
- details of the marketing authorisation including authorisation status, authorisation country, authorisation procedure, authorisation/renewal date and MRP/DCP/EMA and EU numbers (i.e., to amend incorrectly submitted information);
- marketing authorisation legal basis;
- orphan drug designation;
- medicinal product type as described in section [1.2.12.14. Medicinal product types \(AP.12.MPT.1\)](#) of this document;
- therapeutic indications coded in MedDRA and declaration that the medicinal product is "Authorised for the treatment in children";
- description of the excipient(s);
- description of active substance(s) and adjuvant(s) (i.e., to amend incorrectly submitted information or to reflect a different description of the substance name);
  - Please note that change to the active ingredients and adjuvant refers to line extension and should be notified with an operation type 'Insert' (1);
- description of the strength (amount) of the active substance(s) and adjuvant(s) (i.e., to amend incorrectly submitted information);
  - Please note that change of the strength/potency refers to line extension and should be notified with an operation type 'Insert' (1).
- medical device(s) for combined advanced therapy medicinal product (i.e., in accordance with Regulation (EC) No 1394/2007);
- authorised and administrable pharmaceutical form(s) (i.e., to amend incorrectly submitted information);
  - Please note that change of the authorised and administrable pharmaceutical form(s) refers to line extension and should be notified with an operation type 'Insert' (1).
- route(s) of administration (i.e., to amend incorrectly submitted information);
  - Please note that change of the Route(s) of administration refers to line extension and should be notified with an operation type 'Insert' (1).
- name of qualified person responsible for pharmacovigilance (QPPV);
- location of the pharmacovigilance system master file (PSMF);
- contact information for pharmacovigilance enquiries;


- latest approved SmPC where variations are leading to significant content revision of the following sections of the electronic document and with no impact on XEVPRM structured data elements (mandatory/mandatory with conditions)
  - section 4.1 Therapeutic indications which do not have a direct impact on the MedDRA coding of the indication,
  - section 4.2 Posology and method of administration (other than route of administration),
  - section 4.3 Contraindications,
  - section 4.4 Special warnings and precautions for use,
  - section 4.5 Interaction with other medicinal products and other forms of interaction,
  - section 4.6 Fertility, Pregnancy and lactation,
  - section 4.8 Undesirable effects,
  - section 4.9 Overdose;

Significant revisions to these sections are defined as revisions which affect the scientific meaning or information being communicated and does not include minor rephrasing or reordering due to, for example, a QRD update.

- to correct marketing authorisation holder information (i.e., to amend incorrectly submitted information);
  - Please note that change of the marketing authorisation holder should be notified as transfer of marketing authorisation and therefore the business process outlined in section [2.4.3. Transfer of marketing authorisation](#) of this document.
- (Lifting of) suspension of marketing authorisation;
- notification of the renewal of marketing authorisation where the authorisation number **has not been changed** by the competent authority (please refer to section [2.4.4.1. Business process - Authorisation number has not changed following a renewal](#) of this document).

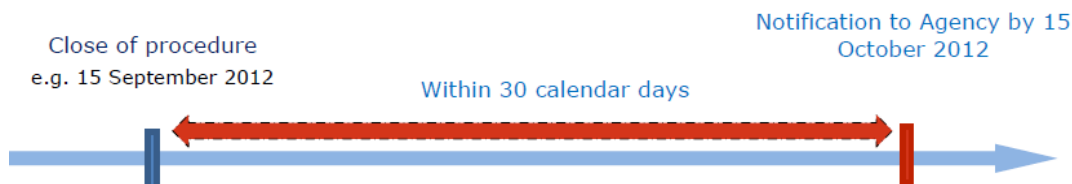
EXAMPLES of submission dates for variations:

**Submission date for Type IA Variations ('Do and Tell') excluding the notification of changes to the QPPV and PSMFL<sup>3</sup>**



See also [KB0014018 – Timelines for updates of AMPs in Art57/XEVMPD database following variation procedures](#) for related information.

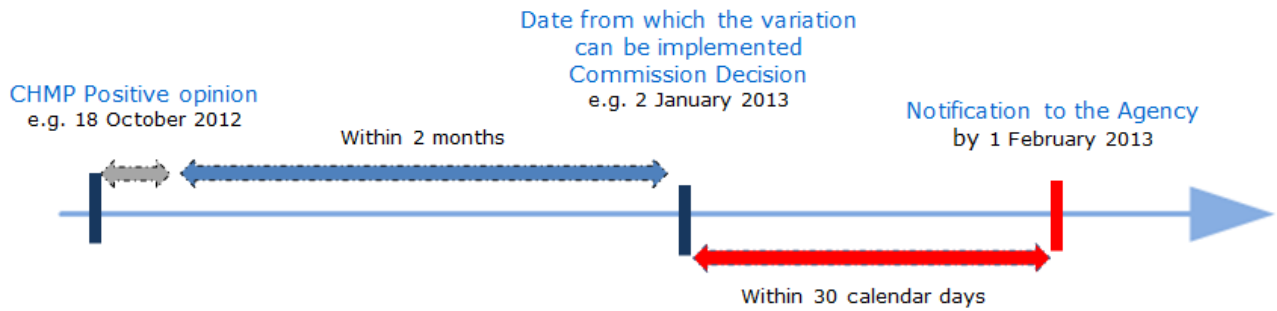
**Submission date for Type IB Variations**



CAP: Agency informs the MAH that the variation is accepted or variation is deemed accepted.  
MRP/DCP: RMS informs the MAH that the variation is accepted or variation is deemed accepted.  
NAP: NCA confirms that the variation is accepted or variation is deemed accepted.

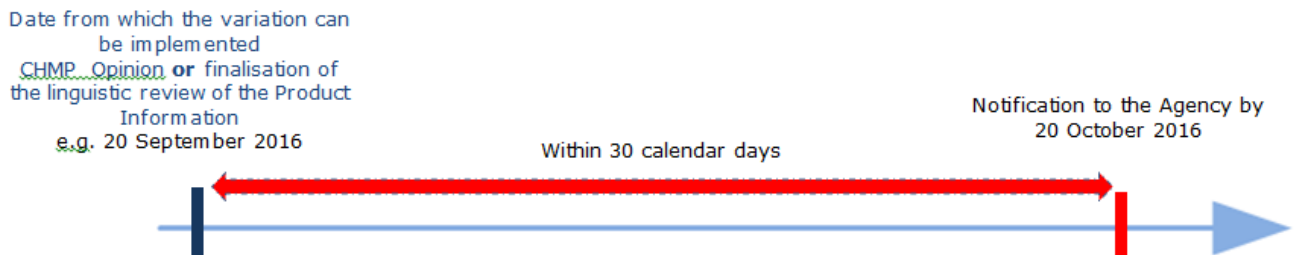
<sup>3</sup> Notification of changes related to the QPPV/PSFML are described in sections [2.1.](#) and [2.3.](#)

## Submission date for Type II Variations



### CAPs (Variations under Art.23(1a)(a) of Variation Regulation):

Notification should take place within 30 calendar days following the date from which the variation can be implemented (= date of Commission Decision)



### CAPs (Variations **not falling** under Art.23(1a)(a) of Variation Regulation):

Notification should take place within 30 calendar days following the date from which the variation can be implemented (= CHMP positive opinion **or** the finalisation of linguistic review of the product information, whichever occurs last)\*

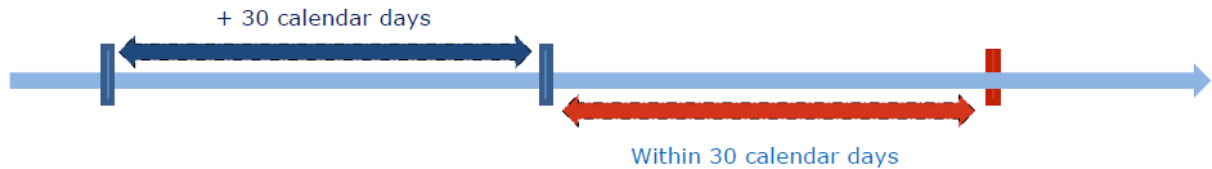
\*Note: Variations following the 'weekly start' timetables **do not fall under Art.23(1a)(a) of Variation Regulation**; therefore, the notification of variation to the terms of the marketing authorisation should be submitted within 30 calendar days from the date of variation authorisation (CHMP opinion) **or** from the date that the linguistic review of the product information is completed when this step in the process is applicable.

### Submission date for Type II Variations (MRP/DCP)

RMS confirms variation is accepted  
e.g. 20 September 2012

Date from which the variation can be implemented  
e.g. 20 October 2012

Notification to Agency by  
19 November 2012



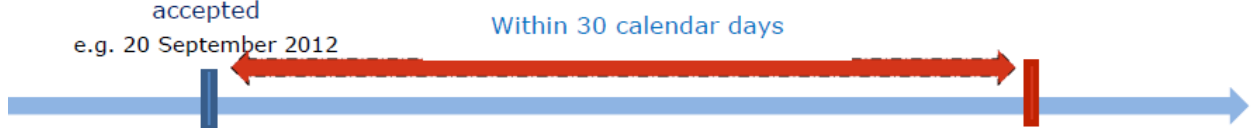
**MRP/DCP:**

Notification should take place within 30 calendar days following the date from which the variation can be implemented (= date of acceptance of variation by RMS + 30 calendar days). Common approved English text acceptable only if national SmPCs are not available. When the SmPC in the national language becomes available, it must be provided as described in section [2.2.3. Maintenance of authorised medicinal product \(AMP\) entity](#).

### Submission date for Type II Variations (NAP)

Date from which the variation can be implemented  
NCA confirms variation is accepted  
e.g. 20 September 2012

Notification to Agency by 20  
October 2012



**NAP:**

Notification should take place within 30 calendar days following the date from which the variation can be implemented (= NCA confirms the variation is accepted)

#### **2.4.1.1. Business process - Authorisation number has changed following a variation**

The same business process as described in section [2.4.4.2. Business process - Authorisation number has changed following a renewal](#) should be followed when authorisation number changes following a variation procedure. I.e.:

- the MAH must retire the authorised medicinal product for which the marketing authorisation number is no longer valid by using the operation type 'Invalidate MA' (6);
- in the retired AMP entity:
  - the value "Not Valid – Superseded by Marketing Authorisation Renewal/Variation" (10) must be specified in the data element "Authorisation status" (AP.12.3);
- a new AMP entity must be submitted in the XEVMPD using the operation type 'Insert' (1) with:
  - the new valid authorisation number specified in data element "Authorisation number" (AP.12.4),
  - the value "Valid – Renewed/Varied Marketing Authorisation" (8) must be specified in the data element "Authorisation status" (AP.12.3),
  - the authorisation date as referenced in the applicable attachment must be specified in the data element "Authorisation/renewal date" (AP.12.5),
  - the EV code of the previously submitted AMP entity for which the marketing authorisation number has changed after the variation must be referenced in the XEVPRM section "Previous EV Code" (AP.PEV). The EV Code of the AMP referenced in the "Previous EV Code" (AP.PEV) field must not be a nullified EV Code.

If the variation occurred after a renewal of marketing authorisation and the marketing authorisation number did change following the variation, the same process and principles described above apply.

#### **2.4.1.2. Business process - Authorisation number has not changed following a variation**

The MAH retrieves the AMP (based on the assigned EV code) for which the marketing authorisation has been varied and, using an operation type 'Update (2)', amends the medicinal product entity to reflect the changes following the variation (e.g., change of medicinal product name, new indication etc.).

- the authorisation number remains unchanged;
- the authorisation status remains unchanged;
- the authorisation/renewal date remains unchanged.

The MAH checks the XEVPRM ACK to ensure that the AMPs have been updated successfully.

If the variation occurred after a renewal of marketing authorisation and the marketing authorisation number did not change following the variation, the same process and principles described above apply.

## 2.4.2. (Lifting of) suspension of marketing authorisation

Operation type '**Update**' (2) must be used to notify the suspension of the marketing authorisation or the lifting of suspension of marketing authorisation.

In case of **notification of suspension** of marketing authorisation, the following information must be provided:

- date of the suspension must be specified in the data element "Invalidated date" (AP.12.12);
  - the value "Valid – Suspended" (2) must be specified in the data element "Authorisation status" (AP.12.3) before submitting the XEVPRM.

In case of **notification of lifting of suspension** of a marketing authorisation, the following information must be provided:

- no date must be specified in "Invalidated date" (AP.12.12) – this field must be left blank;
- date of lifting of the suspension must be specified in the data element "Info date" (AP.11);
- the data element "Authorisation status" (AP.12.3) must continue any other value except "Valid – Suspended" (2) before submitting the XEVPRM.

MAH must check the XEVPRM ACK to ensure that the medicinal product information has been amended (updated) successfully.

## 2.4.3. Transfer of marketing authorisation

The notification of the transfer of marketing authorisation (i.e., change of legal entity of the medicinal product) from the "former MAH" to the "new MAH" is described in this section.

MAH organisations established in the UK should also note sections 4 and 5 of the ['Commission Notice – Application of the Union’s pharmaceutical acquis in markets historically dependent on medicines supply from or through parts of the United Kingdom other than Northern Ireland'](#) and information in [DIRECTIVE \(EU\) 2022/642 OF THE EUROPEAN PARLIAMENT AND OF THE COUNCIL of 12 April 2022 amending Directives 2001/20/EC and 2001/83/EC as regards derogations from certain obligations concerning certain medicinal products for human use made available in the United Kingdom in respect of Northern Ireland and in Cyprus, Ireland and Malta.](#)

### **2.4.3.1. Transfer of marketing authorisation between organisations registered in EudraVigilance under separate headquarters**

The "**former MAH**" must retrieve the existing AMP(s) based on the assigned EV code(s) for which the marketing authorisation was transferred and retire the transferred medicinal product entry/entries by using the operation type "Invalidate MA" (6);

- the value 'Not Valid – Superseded by Marketing Authorisation Transfer' (11) must be specified in the data element 'Authorisation status' (AP.12.3);
- the date of transfer must be specified in the data element 'Invalidated date' (AP.12.12).
- from January 2025, the MAH referenced in the data element 'MAH' (AP.4) must be changed to reference the new MAH organisation instead of the former MAH organisation. This will allow the

former MAH to indicate who is the new MAH of the medicinal product and support PMS implementation.

- The former MAH can search for the new MAH entity in the 'MAHs' look-up table available in XEVMPDweb, or retrieve the EV Code of the new MAH in [OMS](#), in the 'Mappings' section of the relevant organisation.
- If the former MAH is unable to identify the EV Code of the new MAH or if no EV Code of the new MAH is available, the former MAH should liaise with the new MAH to request the information.
- The "former MAH" checks the XEVPRM Acknowledgment (ACK) to make sure that the AMP has been invalidated successfully.

**The "new MAH"** must submit new AMP entity for the acquired medicinal products by using the operation type 'Insert' (1) and;

- the value "Valid – Transferred Marketing Authorisation" (9) must be specified in the data element "Authorisation status" (AP.12.3);
- the date of granting of marketing authorisation by the competent authority must be specified in the data element "Authorisation date" (AP.12.5);
- the EV Code of the AMP entity submitted in the XEVMPD by the former MAH (communicated by the former MAH) must be referenced in XEVPRM section "Previous EV Code" (AP.PEV). The EV Code of the AMP referenced in the "Previous EV Code" (AP.PEV) field must not be a nullified EV Code.
  - a) In case the former MAH was not compliant with the Article 57 requirements and therefore there is **no AMP in the XEVMPD to be referenced** (i.e., no previous EV Code was assigned) or the previous MAH nullified the EV Code before the new MAH referenced in their new AMP record, the new MAH can submit the transferred AMP with the 'Insert' (01) operation type and enter value "Valid" (1) in the data element "Authorisation status" (AP.12.3),
  - b) in case **the former MAH did not provide the new MAH with the EV Code of the AMP** as entered by the former MAH, please contact the [EMA Service desk to request the EV Code](#). Please provide the medicinal product name(s), the name of the former MAH organisation and, if known, the MAH's EV Code, and the authorisation number(s) of the medicinal product(s) as assigned to the previous MAH. Based on the specified information, the EMA will retrieve the AMP and provide you with the EV Code if available in the XEVMPD.

The new MAH must check the XEVPRM Acknowledgement (ACK) to make sure that the new AMP has been inserted successfully.

#### EXAMPLE:

"Pharma A" is the former MAH of Product X for which the marketing authorisation was transferred to "Pharma C". Both MAHs are registered in EudraVigilance under their own HQ IDs:

1. "Pharma A" performs an invalidation of their AMP record to reference:
  - a. 'Not Valid – Superseded by Marketing Authorisation Transfer' as the authorisation status,

- b. the date of transfer in the 'Invalidated date' element and
  - c. the EV Code assigned to "Pharma C" in the XEVMPD as the marketing authorisation holder.
2. "Pharma C" inserts new AMP record in the Article 57 database, referencing
    - a. 'Valid – Transferred Marketing Authorisation' as the authorisation status,
    - b. the date of granting of the marketing authorisation by the competent authority in the 'Authorisation date' element;
    - c. The EV Code assigned to "Pharma C" in the XEVMPD as the marketing authorisation holder in the 'MAH' data element,
    - d. the EV Code of the AMP entity submitted in the XEVMPD by the former MAH (communicated by the former MAH or EMA) in the 'Previous EV Code' section.

#### **2.4.3.2. Transfer of marketing authorisation between organisations registered in EudraVigilance under the same headquarter**

For MA transfers **within the same organisation (i.e.: organisations under the same EV headquarter)**, where product data ownership and further maintenance in the XEVMPD is not affected by the marketing authorisation transfer, a simplified process may be followed:

- retrieve the AMP (based on the assigned EV code) for which the marketing authorisation was transferred and apply an operation type 'Update (2)';
- enter the value "Valid – Transferred Marketing Authorisation (9)" in the data element "Authorisation status" (AP.12.3);
- in the data element "Marketing authorisation holder (MAH) code (AP.4)" reference the EV code of the new MAH;
- in the "Previous EV Code" (AP.PEV) section enter the EV Code of the product entity that you are updating;
- submit the XEVPRM and check the XEVPRM Acknowledgement (ACK) to make sure that the AMP information was successfully updated.

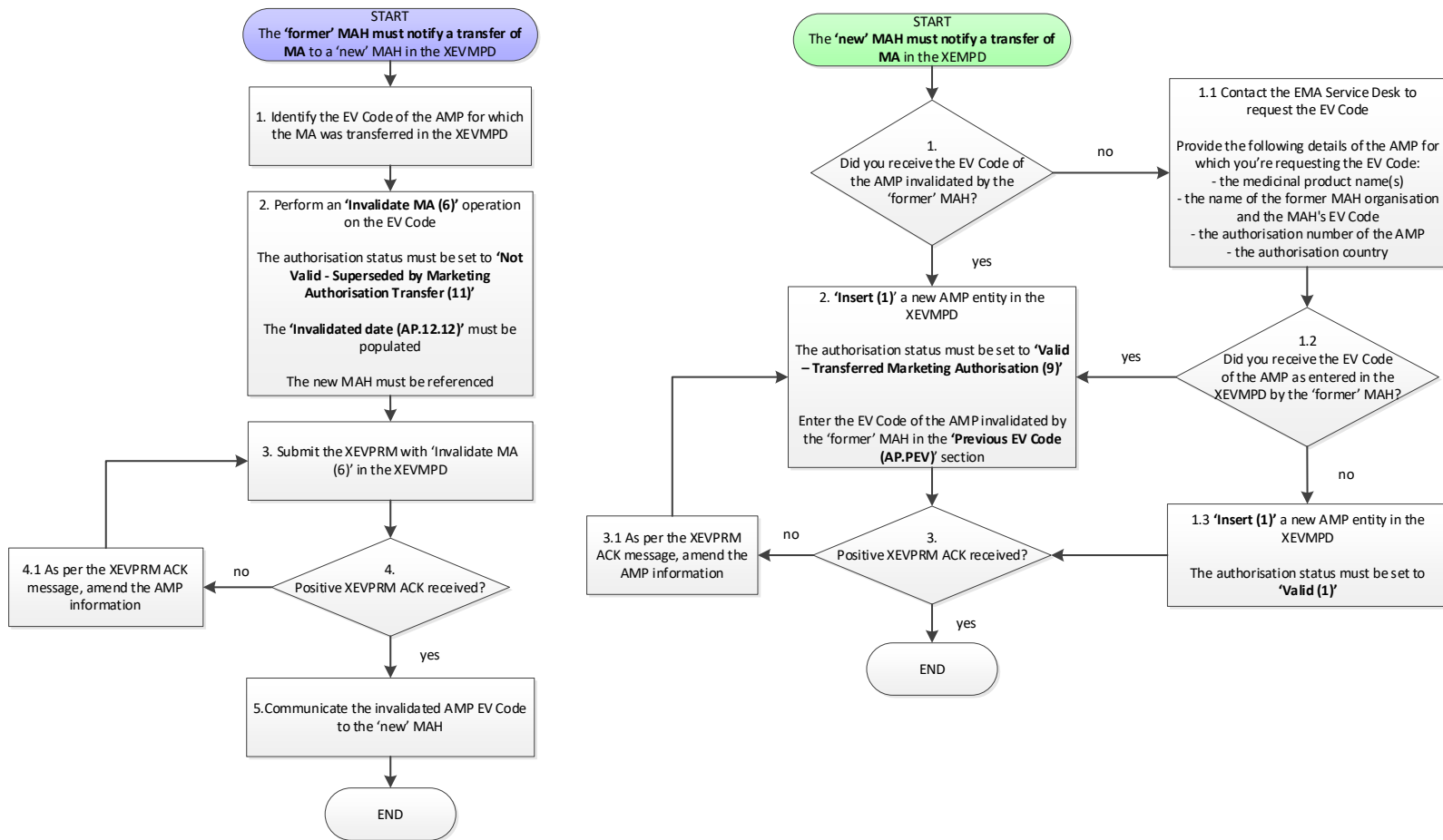
#### **EXAMPLES:**

1. "Pharma A" is an MAH established in Ireland. "Pharma B", which is established in Germany, is registered in EV as an affiliate under the HQ of "Pharma A". Since "Pharma B" is in EV registered under the HQ of "Pharma A" the transfer of MA from "Pharma A" to "Pharma B" may be notified using the simplified process described above.
2. "Pharma C" is an MAH established in the Germany. "Pharma D" is an MAH established in France. Both organisations are registered in EV as affiliates under the HQ of "Pharma E". Since both MAHs are registered in EV under the same HQ the transfer of MA from "Pharma C" to "Pharma D" may be notified using the simplified process described above.

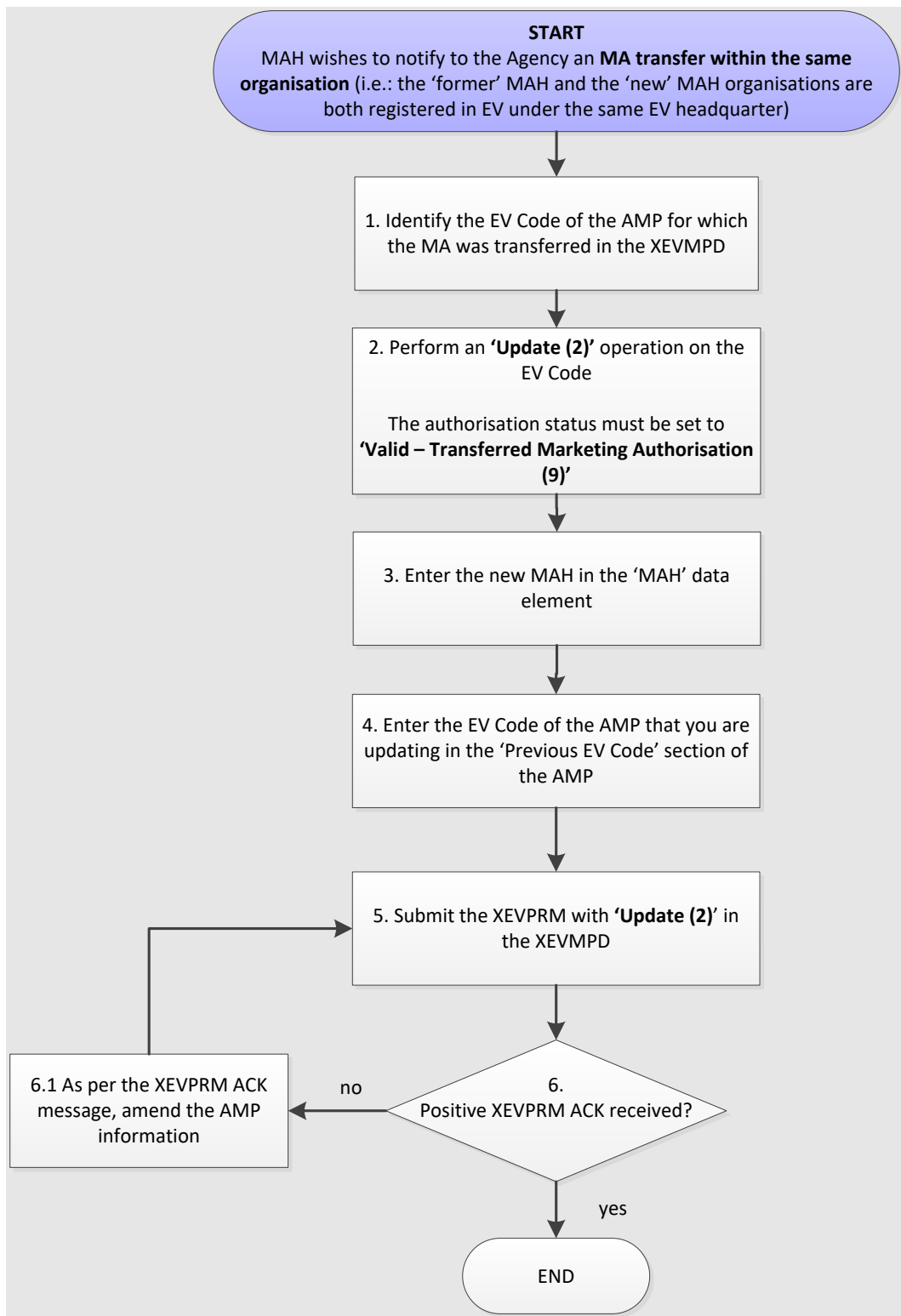
Both processes to notify the transfer of marketing authorisation are described below:

**Process map 11 – Transfer of marketing authorisation**

**Between organisations registered in EV under separate headquarters:**



**Within the same organisation (i.e., organisations under the same EV headquarter):**



## 2.4.4. Renewal of marketing authorisation

### 2.4.4.1. Business process - Authorisation number has not changed following a renewal

Notification of renewal of marketing authorisation where the marketing authorisation number **has not been changed** by the competent authority must be notified with the operation type 'Update' (2).

The MAH retrieves the AMP (based on the assigned EV Code) for which the marketing authorisation has been renewed and changes the **date of authorisation** for the **date of renewal** in the data element "Authorisation/renewal date" (AP.12.5).

The MAH checks the XEVPRM ACK to ensure that the AMPs have been updated successfully.

### 2.4.4.2. Business process - Authorisation number has changed following a renewal

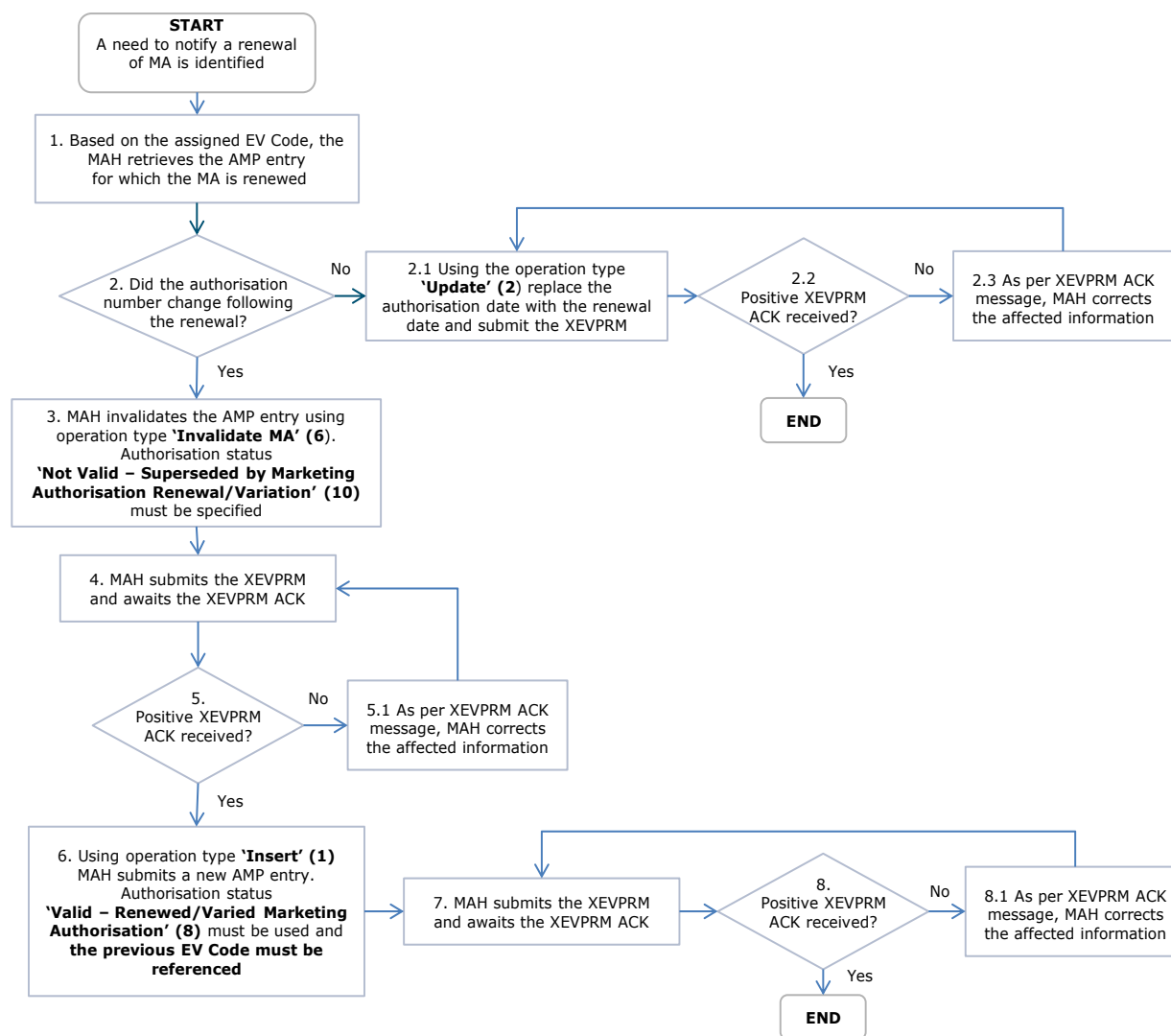
Notification of renewal of marketing authorisation where the marketing authorisation number **has been changed** by the competent authority is to be performed as follows:

- the MAH must retire the authorised medicinal product for which the marketing authorisation number is no longer valid by using the operation type 'Invalidate MA' (6);
- in the retired AMP entity:
  - the value "Not Valid – Superseded by Marketing Authorisation Renewal/Variation" (10) must be specified in the data element "Authorisation status" (AP.12.3),
  - the date of renewal must be specified in the data element "Invalidated date" (AP.12.12);
- a new AMP entity must be submitted in the XEVMPD using the operation type 'Insert' (1) with:
  - the new valid authorisation number specified in data element "Authorisation number" (AP.12.4),
  - the value "Valid – Renewed/Varied Marketing Authorisation" (8) must be specified in the data element "Authorisation status" (AP.12.3),
  - the date of the renewal must be specified in the data element "Authorisation/renewal date" (AP.12.5),
  - the EV code of the previously submitted AMP entity for which the marketing authorisation number has changed must be referenced in XEVPRM section "Previous EV Code" (AP.PEV). The EV Code of the AMP referenced in the "Previous EV Code" (AP.PEV) field must not be a nullified EV Code.

The MAH checks the XEVPRM Acknowledgement (ACK) to ensure the successful renewal of the AMP.

Overall renewal of marketing authorisation process is described below.

**Process map 12 – Renewal of marketing authorisation**



### 2.4.5. Change of authorisation procedure following a referral

If authorisation procedure has changed from "National" to "MRP" following referral and the marketing authorisation number did not change, marketing authorisation holder retrieves the AMP (based on the assigned EV Code) and using operation type 'Update (2)', amends the AMP entity:

- the authorisation procedure 'EU authorisation procedures – Mutual recognition procedure (3)' must be specified in the "Authorisation Procedure" field (AP.12.2);
- the MR number must be specified in the "MRP/DCP/EMEA number" field (AP.12.7).

### 2.4.6. Revocation/withdrawal/expiry of marketing authorisation

Operation type '**Invalidate MA**' (6) must be used to notify the revocation/withdrawal/expiry of marketing authorisation:

- the date of revocation or withdrawal or expiry must be specified in the data element "Invalidated date" (AP.12.12);
- one of the "Not Valid" statuses must be specified (as applicable) in the data element "Authorisation status" (AP.12.3) before sending the XEVPRM.

The MAH checks the XEVPRM ACK to ensure that the AMP has been invalidated successfully.

### 2.4.7. Nullification of AMP entities

Marketing authorisation holders should flag as "nullified" AMP entities created by mistake, e.g., duplicated entities (the same medicinal product information was submitted multiple times, multiple EV Codes were assigned) or entities provided erroneously (e.g., they were not supposed to be submitted).

Only the owner of the product data in the XEVMPD (i.e., the organisation that submitted the data and/or its HQ) can nullify such data.

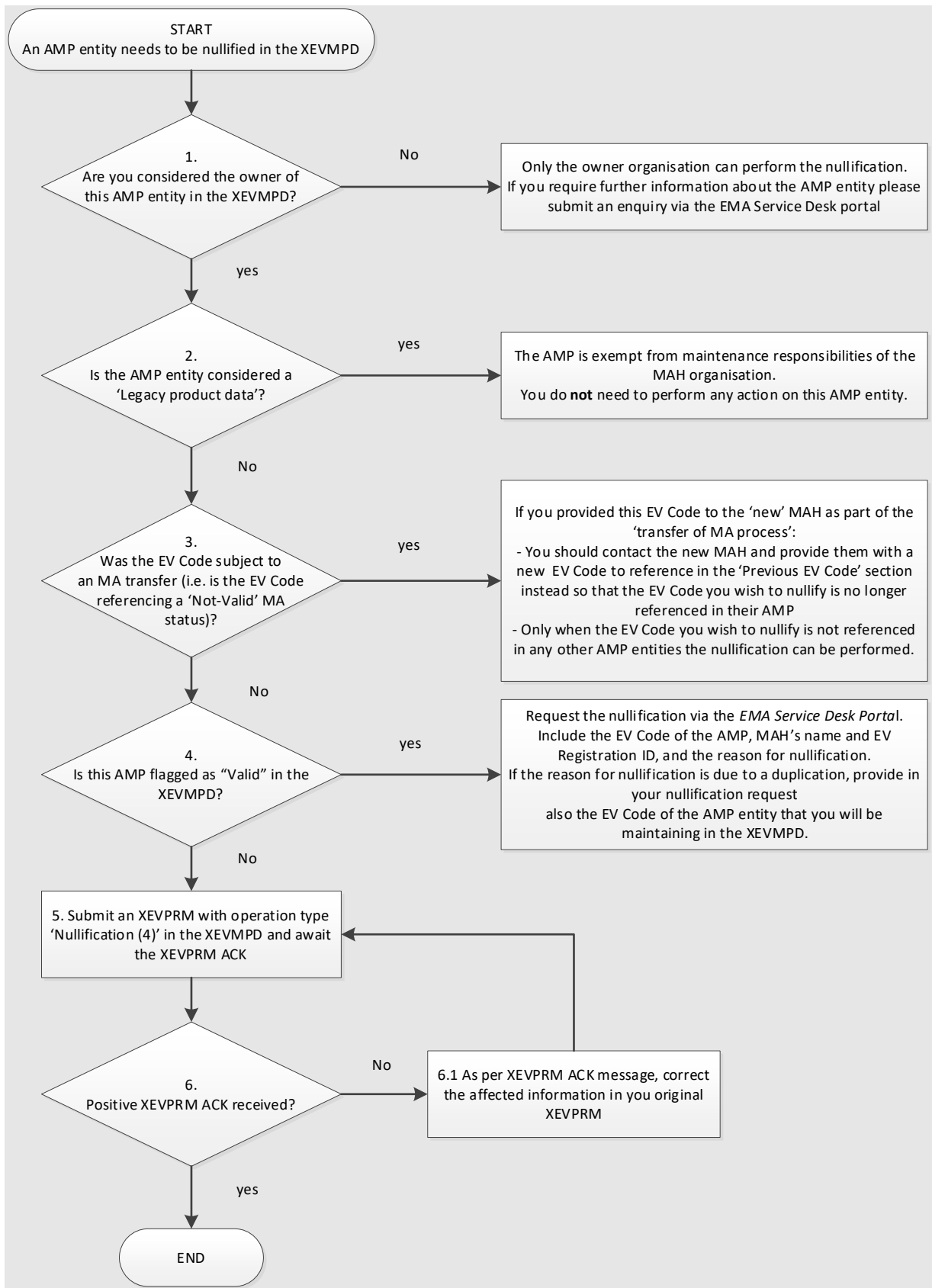
- From 18 January 2024, only the EMA can nullify proposed and standard terms in the XEVMPD.
- Nullification is not allowed on AMP entities, which are considered legacy product data submitted in the XEVMPD in the pre-Article 57 format. Such product entities should not be maintained by the MAH.
- Nullification is not allowed on AMP entities which were flagged as "Valid" in the XEVMPD (i.e., the "Product Validity" field displays the value "Valid") following a quality control check by the Agency [see [Quality control of medicinal-product data submitted as per the legal requirement introduced by Article 57\(2\) of Regulation \(EC\) No 726/2004](#) for related information].

Only the EMA can nullify such AMP entities. Please submit a [nullification request](#) using the [EMA Service Desk portal](#), stating the EV Code(s) of the AMP(s) you wish to nullify, your organisation's name and EudraVigilance registration ID, and the [reason for nullification](#).

Since all AMP entities flagged as "Valid" are used to support signal management activities (e.g., codification of ICSRs), before they are nullified, the EMA needs to check that a "substitute" record

is available in the XEVMPD. If the reason for nullification is due to duplication, the EV Code of the AMP entity that the MAH will be maintaining in the XEVMPD must also be provided as part of the nullification request. If a nullification of more than 10 AMP entities is requested, please provide the EV Codes in an Excel spreadsheet.

**Process map 13 – Nullification of an AMP entity**



## 2.5. Nullification of XEVMPD entities

An XEVMPD entity, which is duplicated (i.e., multiple EV Codes are assigned to the same entity), obsolete (the entity is not/will not be referenced in any product submissions) or erroneously submitted (e.g., the entity was not supposed to be submitted) can be flagged as 'non-current' by submitting an XEVPRM with the operation type 'Nullification' (4).

Standard and proposed terms (ATC Codes, pharmaceutical forms, routes of administration) can only be nullified by the EMA.

In general, MAHs may nullify entities owned in the XEVMPD by their HQ organisation. MAHs can therefore nullify:

- AMP entities;
- MAH entities;
- PSMFL entities.

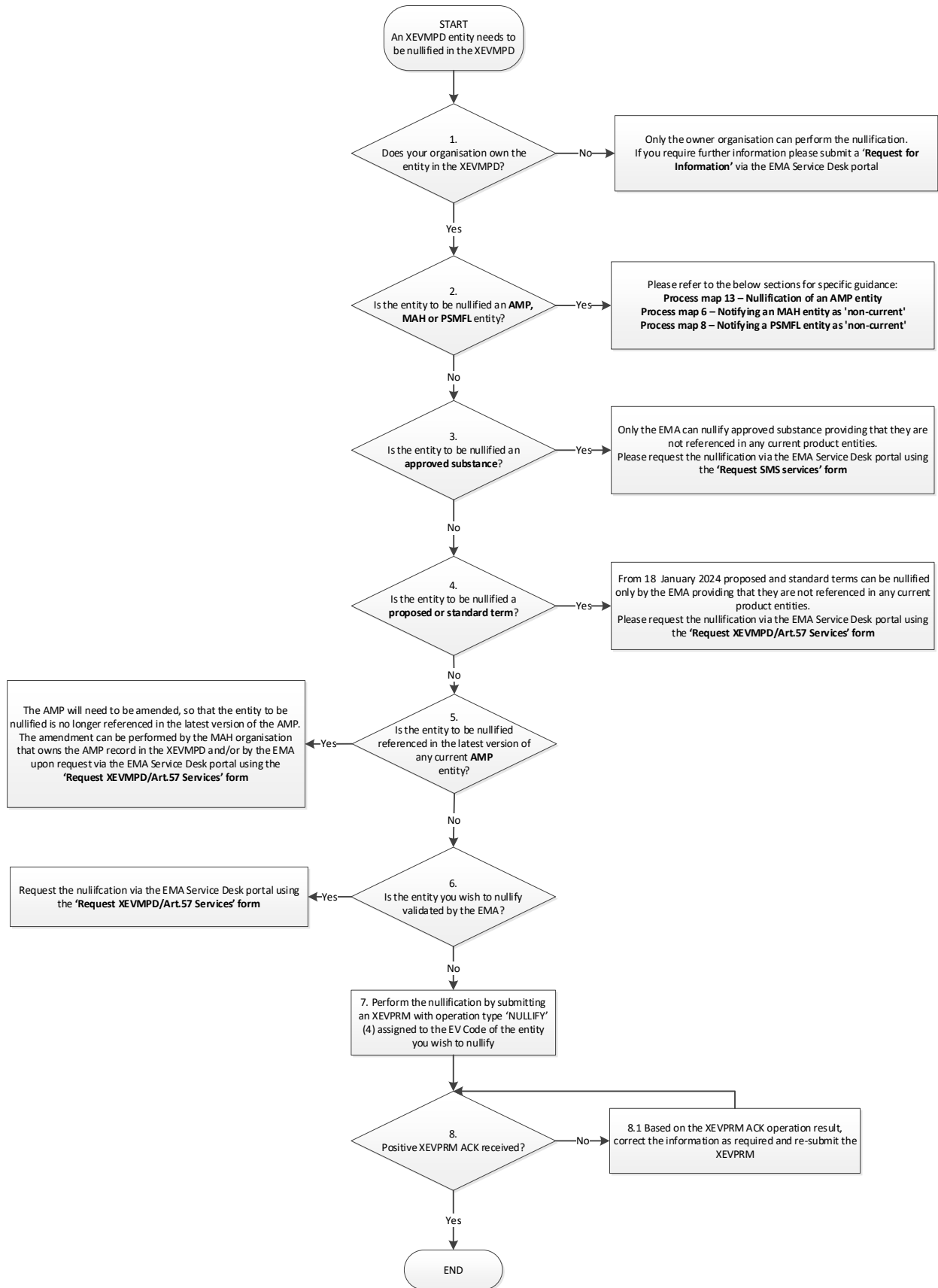
There are however restrictions related to the nullification of entities referenced in other entities.

The above listed entities may be nullified by their owner organisations only if they are:

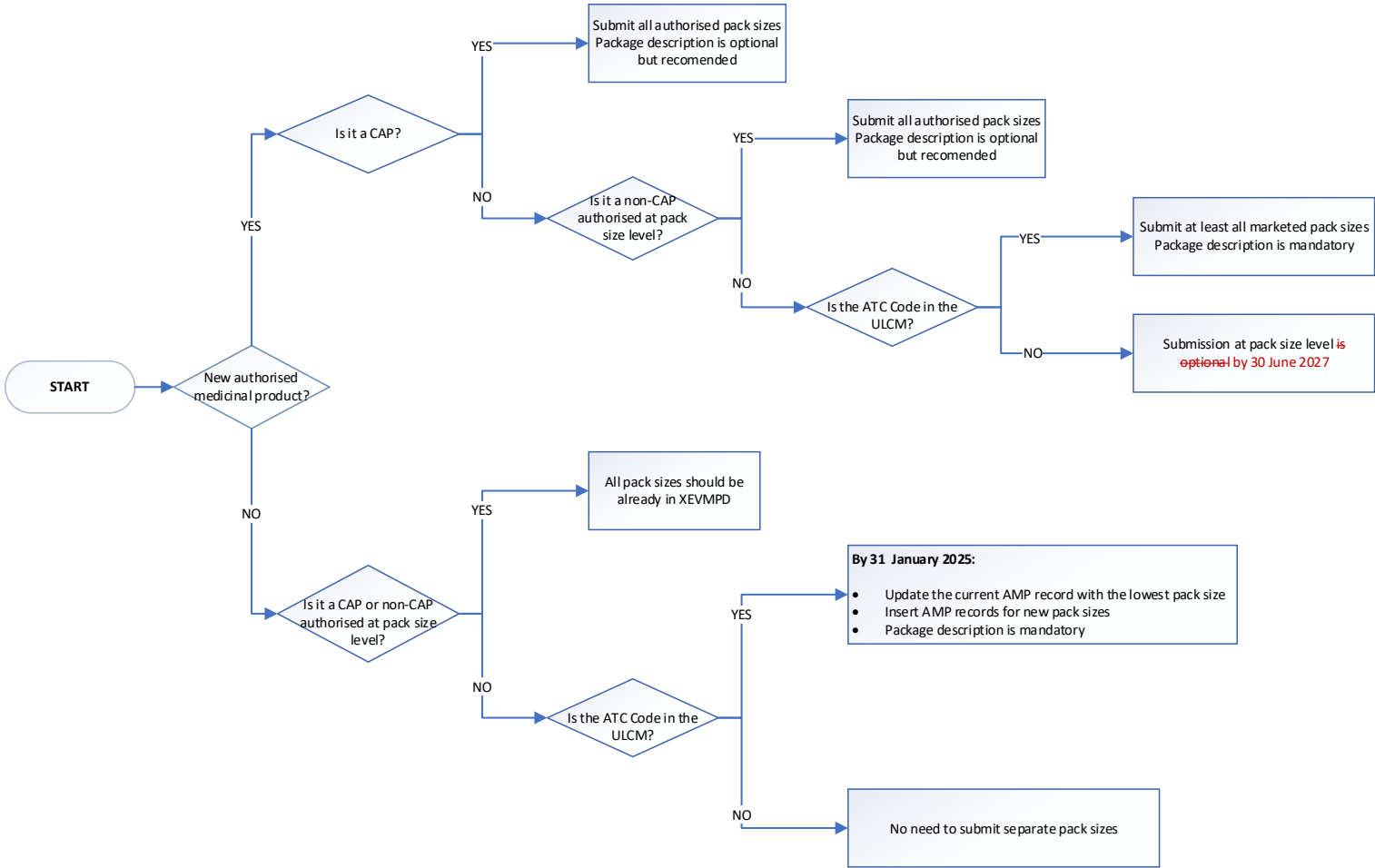
- **not referenced in any other XEVMPD entities (e.g.: AMPs)** or they are **only referenced in XEVMPD entities that are nullified:**
  - If the entity you wish to nullify is referenced in not-nullified **AMPs with any of the 'Valid' marketing authorisation statuses**, the AMPs must first be updated to reference another entity before the nullification is technically possible.
  - If the entity you wish to nullify is referenced in not-nullified **AMPs that were invalidated** [i.e., the 'Authorisation status (AP.12.3)' field references any of the 'Not-valid' values], the AMPs will need to be amended by the EMA to reference another entity before the nullification is technically possible.

See the Process Map 14 below for details.

**Process map 14 – Nullification of XEVMPD entities**



# Annex I: Pack size submissions



## Annex II: XEVMPD submission contact points

Support related to submission of information in the XEVMPD is provided via the [EMA Service desk](#).

- [Request \(for\) XEVMPD/Art.57 Services](#) should be submitted to request:
  - **XEVMPD data**, such as:
    - an EV Code of an AMP to support a notification of a transfer or marketing authorisation between organisations registered under different EV HQs,
    - a copy of the XEVPRM ACK if not received by the MAH.
  - **Support with XEVMPD data management**, such as:
    - nullification of validated entries,
    - data amendment of data in the XEVMPD on behalf of the MAH organisation, e.g. a correction of information in invalidated AMPs, change of authorisation status of an AMP record back to valid in case of incorrect invalidation of the AMP entity,
    - data correction in case the MAH does not agree with the change(s) made as part of the validation the AMP performed by EMA data stewards.
  - **Registration for XEVMPD e-learning training**, e.g.:
    - initial registration for the knowledge evaluation,
    - assessment of knowledge evaluation.

The timeframe applicable to the XEVMPD support team/EMA data stewards to address such request is **5 working days** since the ticket was assigned to the XEVMPD support team.

- [Request for information](#) referencing "*SPOR*" as the 'Service' and "*XEVMPD/Art.57*" as the 'Service Offering' should be submitted to request information or ask a question related to:
  - **XEVMPD processes in use;**
  - **guidance on how to submit data in XEVMPD;**
  - **where to find XEVMPD related information;**
  - **how to use XEVMPD Data entry tool;**
  - **XEVMPD e-learning training process** (questions related to the initial registration, assessment evaluation, access to XCOMP for e-learning training purposes).

The timeframe applicable to the XEVMPD support team to respond to such request is **22 working days** since the ticket was assigned to the XEVMPD support team.

- [Report \(of\) a technical issue with XEVMPD/Art.57](#) should be submitted to notify the EMA of a **technical issue** with:
  - XEVMPD (production or XCOMP environment);
  - XEVMPD additional tools (e.g., XEVMPD Data Export tool, XEVMPD Bulk update tool);

- Gateway submissions to XEVMPD.

The timeframe applicable to the responsible team to respond to such report is **5 working days** since the ticket was assigned to the responsible team IT or XEVMPD support team).