

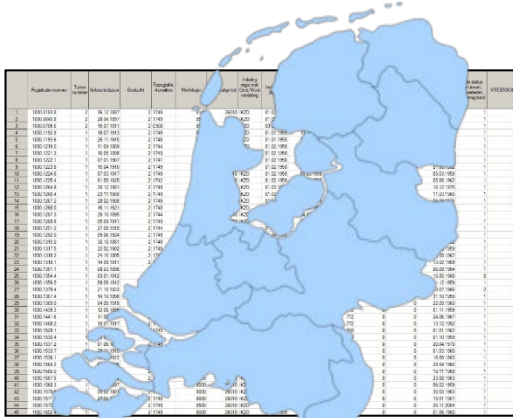


Real World Evidence: The PROFILES registry




Lonneke van de Poll-Franse

Professor of cancer epidemiology and survivorship

Patient Reported Outcomes Following Initial treatment and long term Evaluation of Survivorship



Region	Year	Survival (%)	Quality of Life (QoL)	Healthcare Costs (€)	Healthcare Quality (HCAQ)	Healthcare Access (HCA)	Healthcare Equity (HCE)	Healthcare Sustainability (HCS)
1	2010	85.0	2.1	1000	1.0	1.0	1.0	1.0
2	2011	86.0	2.2	1100	1.1	1.1	1.1	1.1
3	2012	87.0	2.3	1200	1.2	1.2	1.2	1.2
4	2013	88.0	2.4	1300	1.3	1.3	1.3	1.3
5	2014	89.0	2.5	1400	1.4	1.4	1.4	1.4
6	2015	90.0	2.6	1500	1.5	1.5	1.5	1.5
7	2016	91.0	2.7	1600	1.6	1.6	1.6	1.6
8	2017	92.0	2.8	1700	1.7	1.7	1.7	1.7
9	2018	93.0	2.9	1800	1.8	1.8	1.8	1.8
10	2019	94.0	3.0	1900	1.9	1.9	1.9	1.9
11	2020	95.0	3.1	2000	2.0	2.0	2.0	2.0
12	2021	96.0	3.2	2100	2.1	2.1	2.1	2.1
13	2022	97.0	3.3	2200	2.2	2.2	2.2	2.2
14	2023	98.0	3.4	2300	2.3	2.3	2.3	2.3
15	2024	99.0	3.5	2400	2.4	2.4	2.4	2.4
16	2025	100.0	3.6	2500	2.5	2.5	2.5	2.5
17	2026	100.0	3.7	2600	2.6	2.6	2.6	2.6
18	2027	100.0	3.8	2700	2.7	2.7	2.7	2.7
19	2028	100.0	3.9	2800	2.8	2.8	2.8	2.8
20	2029	100.0	4.0	2900	2.9	2.9	2.9	2.9
21	2030	100.0	4.1	3000	3.0	3.0	3.0	3.0
22	2031	100.0	4.2	3100	3.1	3.1	3.1	3.1
23	2032	100.0	4.3	3200	3.2	3.2	3.2	3.2
24	2033	100.0	4.4	3300	3.3	3.3	3.3	3.3
25	2034	100.0	4.5	3400	3.4	3.4	3.4	3.4
26	2035	100.0	4.6	3500	3.5	3.5	3.5	3.5
27	2036	100.0	4.7	3600	3.6	3.6	3.6	3.6
28	2037	100.0	4.8	3700	3.7	3.7	3.7	3.7
29	2038	100.0	4.9	3800	3.8	3.8	3.8	3.8
30	2039	100.0	5.0	3900	3.9	3.9	3.9	3.9
31	2040	100.0	5.1	4000	4.0	4.0	4.0	4.0
32	2041	100.0	5.2	4100	4.1	4.1	4.1	4.1
33	2042	100.0	5.3	4200	4.2	4.2	4.2	4.2
34	2043	100.0	5.4	4300	4.3	4.3	4.3	4.3
35	2044	100.0	5.5	4400	4.4	4.4	4.4	4.4
36	2045	100.0	5.6	4500	4.5	4.5	4.5	4.5
37	2046	100.0	5.7	4600	4.6	4.6	4.6	4.6
38	2047	100.0	5.8	4700	4.7	4.7	4.7	4.7
39	2048	100.0	5.9	4800	4.8	4.8	4.8	4.8
40	2049	100.0	6.0	4900	4.9	4.9	4.9	4.9
41	2050	100.0	6.1	5000	5.0	5.0	5.0	5.0
42	2051	100.0	6.2	5100	5.1	5.1	5.1	5.1
43	2052	100.0	6.3	5200	5.2	5.2	5.2	5.2
44	2053	100.0	6.4	5300	5.3	5.3	5.3	5.3
45	2054	100.0	6.5	5400	5.4	5.4	5.4	5.4
46	2055	100.0	6.6	5500	5.5	5.5	5.5	5.5
47	2056	100.0	6.7	5600	5.6	5.6	5.6	5.6
48	2057	100.0	6.8	5700	5.7	5.7	5.7	5.7
49	2058	100.0	6.9	5800	5.8	5.8	5.8	5.8
50	2059	100.0	7.0	5900	5.9	5.9	5.9	5.9
51	2060	100.0	7.1	6000	6.0	6.0	6.0	6.0
52	2061	100.0	7.2	6100	6.1	6.1	6.1	6.1
53	2062	100.0	7.3	6200	6.2	6.2	6.2	6.2
54	2063	100.0	7.4	6300	6.3	6.3	6.3	6.3
55	2064	100.0	7.5	6400	6.4	6.4	6.4	6.4
56	2065	100.0	7.6	6500	6.5	6.5	6.5	6.5
57	2066	100.0	7.7	6600	6.6	6.6	6.6	6.6
58	2067	100.0	7.8	6700	6.7	6.7	6.7	6.7
59	2068	100.0	7.9	6800	6.8	6.8	6.8	6.8
60	2069	100.0	8.0	6900	6.9	6.9	6.9	6.9
61	2070	100.0	8.1	7000	7.0	7.0	7.0	7.0
62	2071	100.0	8.2	7100	7.1	7.1	7.1	7.1
63	2072	100.0	8.3	7200	7.2	7.2	7.2	7.2
64	2073	100.0	8.4	7300	7.3	7.3	7.3	7.3
65	2074	100.0	8.5	7400	7.4	7.4	7.4	7.4
66	2075	100.0	8.6	7500	7.5	7.5	7.5	7.5
67	2076	100.0	8.7	7600	7.6	7.6	7.6	7.6
68	2077	100.0	8.8	7700	7.7	7.7	7.7	7.7
69	2078	100.0	8.9	7800	7.8	7.8	7.8	7.8
70	2079	100.0	9.0	7900	7.9	7.9	7.9	7.9
71	2080	100.0	9.1	8000	8.0	8.0	8.0	8.0
72	2081	100.0	9.2	8100	8.1	8.1	8.1	8.1
73	2082	100.0	9.3	8200	8.2	8.2	8.2	8.2
74	2083	100.0	9.4	8300	8.3	8.3	8.3	8.3
75	2084	100.0	9.5	8400	8.4	8.4	8.4	8.4
76	2085	100.0	9.6	8500	8.5	8.5	8.5	8.5
77	2086	100.0	9.7	8600	8.6	8.6	8.6	8.6
78	2087	100.0	9.8	8700	8.7	8.7	8.7	8.7
79	2088	100.0	9.9	8800	8.8	8.8	8.8	8.8
80	2089	100.0	10.0	8900	8.9	8.9	8.9	8.9
81	2090	100.0	10.1	9000	9.0	9.0	9.0	9.0
82	2091	100.0	10.2	9100	9.1	9.1	9.1	9.1
83	2092	100.0	10.3	9200	9.2	9.2	9.2	9.2
84	2093	100.0	10.4	9300	9.3	9.3	9.3	9.3
85	2094	100.0	10.5	9400	9.4	9.4	9.4	9.4
86	2095	100.0	10.6	9500	9.5	9.5	9.5	9.5
87	2096	100.0	10.7	9600	9.6	9.6	9.6	9.6
88	2097	100.0	10.8	9700	9.7	9.7	9.7	9.7
89	2098	100.0	10.9	9800	9.8	9.8	9.8	9.8
90	2099	100.0	11.0	9900	9.9	9.9	9.9	9.9
91	2100	100.0	11.1	10000	10.0	10.0	10.0	10.0



Van de Poll-Franse, JNCI 2022
Van de Poll-Franse, Eur J Cancer 2011