



EUROPEAN MEDICINES AGENCY
SCIENCE MEDICINES HEALTH

22 August 2023
EMA/381074/2023
Human Medicines Division

Monthly statistics report: July 2023

Medicinal products for human use (cumulative figures for the year to date)

This document provides current information related to the volume and evaluation of marketing authorisation and post-authorisation applications for medicinal products for human use received by the European Medicines Agency.

The purpose is only to provide ongoing factual information. Commentaries and analysis are provided in the Agency's annual reports.

Official address Domenico Scarlattilaan 6 • 1083 HS Amsterdam • The Netherlands

Address for visits and deliveries Refer to www.ema.europa.eu/how-to-find-us

Send us a question Go to www.ema.europa.eu/contact **Telephone** +31 (0)88 781 6000

An agency of the European Union



Table 1. Pre-authorisation: Marketing-authorisation applications*

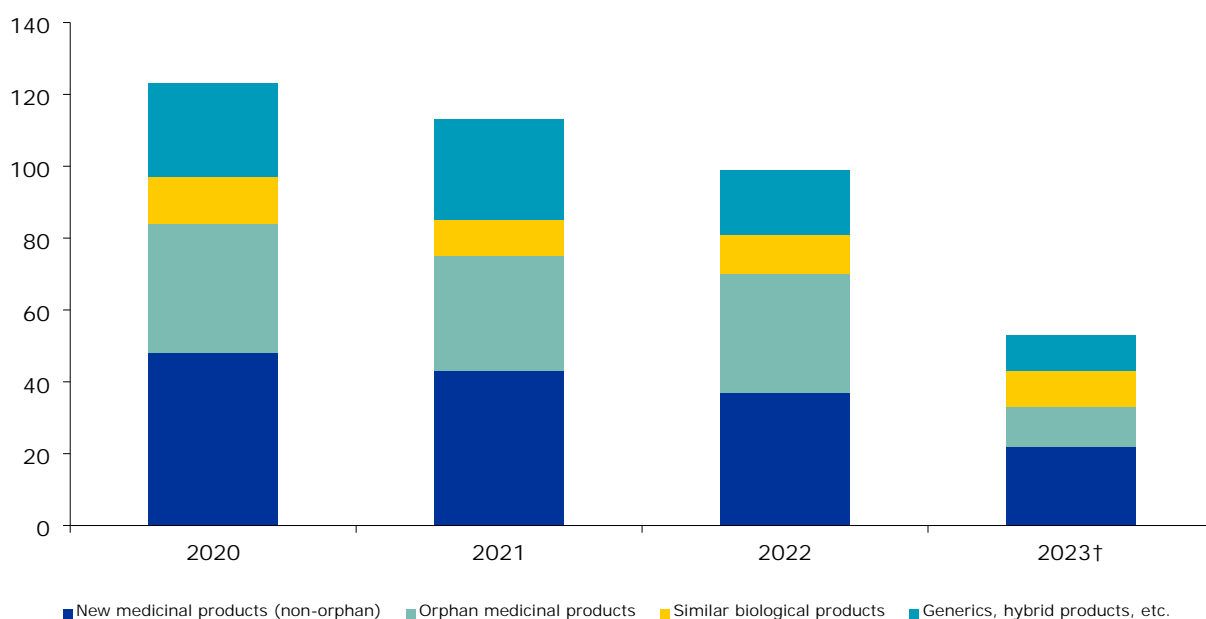
	2020		2021		2022		2023†	
	Started	Finalised	Started	Finalised	Started	Finalised	Started	Finalised
Non-orphan medicinal products								
New products	46	39	43	46	35	27	21	21
Advanced-therapy medicinal products	1	0	0	0	0	0	0	0
Paediatric-use (PUMA) products	1	0	0	0	2	0	1	1
Well-established use, abridged, hybrid and informed consent products	10	7	7	6	3	7	2	2
Generic products	16	15	21	12	15	23	8	8
Similar biological products	13	12	10	7	11	10	10	5
Sub-total product applications	87	73	81	71	66	67	42	37
Orphan medicinal products[◇]								
New products	28	23	29	24	32	19	9	13
Advanced-therapy medicinal products	8	3	3	2	1	6	2	0
Total product applications	123	99	113	97	99	92	53	50

* Finalised applications exclude applications withdrawn prior to opinion.

† Figures for the current year are cumulative, year to date. Figures for preceding years are totals for the year.

◇ These figures reflect the orphan status of the medicinal products at the time of the CHMP opinion. EMA's Committee for Orphan Medicinal Products (COMP) then assesses whether the orphan designation should be maintained.

Marketing authorisation application evaluations started by type of application



† Figures for the current year are cumulative, year to date. Figures for preceding years are totals for the year.

Table 2. Pre-authorisation: Outcome of the evaluation of marketing authorisation applications*

	2020	2021	2022	2023 [†]
Positive opinions (total 1 st opinions)	96	92	89	46
- new active substance (NAS)**				24
- conditional marketing authorisation**	13	13	9	5
- under exceptional circumstances**	4	4	5	0
- after accelerated assessment**	6	3	5	3
Negative opinions	3	5	3	4
Applications withdrawn prior to 1 st opinion ^{††}	16	8	11	10
Applications withdrawn after a 1 st opinion (e.g. during re-examination) ^{††}				3
Re-examinations requested	2	4	2	4
Re-examination - Positive opinions	1	0	0	0

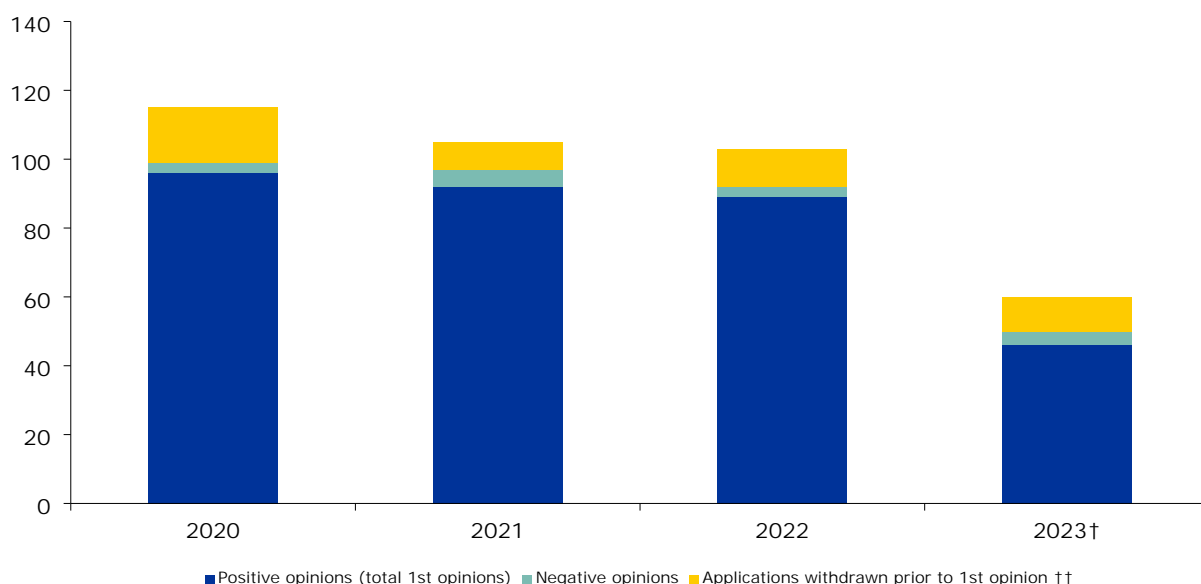
* Applicants can request a re-examination. The first five rows present the outcome of the evaluation before a re-examination (or a re-consideration). The final row shows the number of changes from a negative to a positive opinion following a re-examination or a re-consideration.

** Included in the figures for positive opinions.

[†] Figures for the current year are cumulative, year to date. Figures for preceding years are totals for the year.

^{††} Date as per withdrawal letter date. It may first be communicated at the following month's CHMP meeting.

Pre-authorisation: Outcome of the evaluation of marketing authorisation applications



[†] Figures for the current year are cumulative, year to date. Figures for preceding years are totals for the year.

^{††} Date as per withdrawal letter date. It may first be communicated at the following month's CHMP meeting.

Table 3. Scientific services

	2020		2021		2022		2023 [†]	
	Started	Finalised	Started	Finalised	Started	Finalised	Started	Finalised
Compassionate-use opinions	1	1	0	0	0	0	0	0
Art. 58 (WHO) scientific opinions	0	1	3	0	1	3	0	0
Opinions on Companion Diagnostics medical devices (CDx)					4	3	6	4
Opinions on ancillary medicinal substances in medical devices*	0	0	0	0	2	0	0	2
Plasma master file (includes initial certification, variations and annual re-certification)	21	20	20	17	17	23	8	14

* Consultation in accordance with Council Directive 93/42/EEC concerning medical devices as amended by Directive 2000/70/EC as regards medical devices incorporating stable derivatives of human blood or plasma and Directive 2001/14/EC.

[†] Figures for the current year are cumulative, year to date. Figures for preceding years are totals for the year.

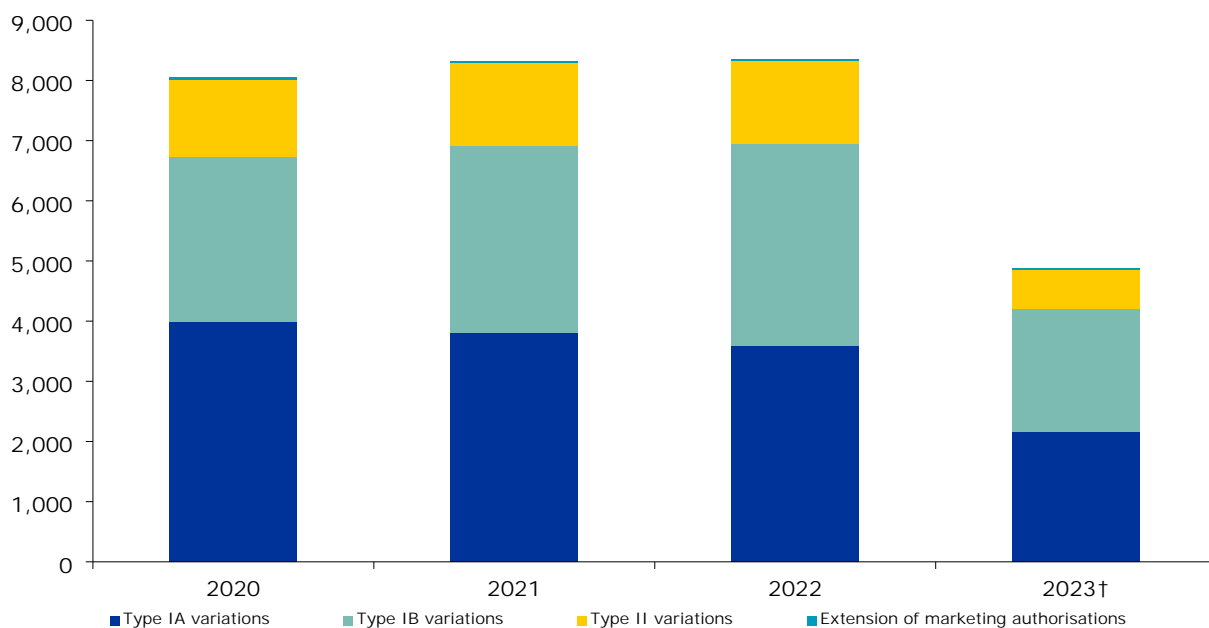
Table 4. Post-authorisation: Variations, renewals and annual reassessments

	2020		2021		2022		2023 [†]	
	Started	Finalised	Started	Finalised	Started	Finalised	Started	Finalised
Type IA variations	3,993	3,925	3,809	3,837	3,586	3,456	2,155	2,160
Type IB variations	2,744	2,725	3,102	2,994	3,354	3,169	2,041	2,043
Type II variations	1,285	1,209	1,390	1,377	1,388	1,373	661	681
Extensions of marketing authorisation	37	29	27	36	31	23	22	16
Annual reassessments	23	24	27	27	27	28	15	18
Renewals*	98	118	123	106	132	129	62	82

* Includes renewals of conditional marketing authorisations.

[†] Figures for the current year are cumulative, year to date. Figures for preceding years are totals for the year.

Post-authorisation: Variations, renewals and annual reassessments



[†] Figures for the current year are cumulative, year to date. Figures for preceding years are totals for the year.